

REMEMBERING THE ORIGINAL EXPERIENCE

AVANCHE

REMEMBERING THE ORIGINAL EXPERIENCE



2009 **MEDIA  GUIDE** 2010

1996 2001



Stanley Cup Champions



10 YEARS OF MEMORIES

OFFICIAL

OFFICIAL



OFFICIAL

Colorado Upgrade your speed.

Qwest is the Official
High-Speed Internet
Provider of the
Colorado Avalanche.



New Fiber-Optic Fast Internet from Qwest.[®]
Available only in select areas

Choice of connection speeds up to:

20
Mbps

For always-on Internet households, wide-load data transfers and multi-HD video downloads.

12
Mbps

For HD movies, video chat, content sharing and frequent multi-tasking.

7
Mbps

For real-time movie streaming, gaming and fast music downloads.

1.5
Mbps

For basic Internet browsing, shopping and e-mail.

877.645.4482

qwest.com/avs

Qwest 

Qwest Connect: Service not available in all areas. Connection speeds are based on sync rates. Download speeds will be up to 15% lower due to network requirements and may vary for reasons such as customer location, websites accessed, Internet congestion and customer equipment. Fiber-optics exists from the neighborhood terminal to the Internet. Speed tiers of 7Mbps and lower are provided over fiber optics in selected areas only. Requires compatible modem. Subject to additional restrictions and subscriber agreement. All trademarks are the property of their respective owners. Copyright © 2009 Qwest. All Rights Reserved.



TABLE OF CONTENTS

Joe Sakic	2-3
Avalanche Directory	4

THE COLORADO AVALANCHE

Owner/E. Stanley Kroenke	6-7
Pierre Lacroix	8-9
Greg Sherman	10
Avalanche Staff	11-12

AVALANCHE COACHING STAFF

Joe Sacco	14
Sylvain Lefebvre	15
Steve Konowalchuk	15
Adam Deadmarsh	15
How the Avalanche was built	16

AVALANCHE PLAYERS

Craig Anderson	18-19
Peter Budaj	20-21
Brett Clark	22-23
Kyle Cumiskey	24-25
Matt Duchene	26
Adam Foote	28-31
T.J. Galiardi	32
Scott Hannan	34-35
Milan Hejduk	36-39
T.J. Hensick	40-41
David Jones	42-43
David Koci	44-45
John-Michael Liles	46-47
Cody McLeod	48-49
Tom Preissing	50-51
Kyle Quincey	52-53
Ruslan Salei	54-55
Paul Stastny	56-57
Chris Stewart	58-59
Marek Svatos	60-61
Darcy Tucker	62-63
Brian Willisie	64-65
Wojtek Wolski	66-67
The Last Time	68

AVALANCHE SYSTEM

System Players	70-97
Avalanche Organizational Roster	98-99
NHL Critical Dates	100

MINOR LEAGUE AFFILIATES

Lake Erie Monsters (AHL)	102-103
Charlotte Checkers (ECHL)	104

2008-09 SEASON RECAP

Regular Season Standings	106
Season Notes	107-108
Team Game-by-Game Summary	109-110
Scoring Summary	111
Home/Road Breakdown	112
Season Breakdown	113-114
Transactions and Injuries	115-116
Miscellaneous Stats	117
Player Game-by-Game	118-125
Season Highs & Lows	126-127
Shootout Results	128
Lake Erie Monsters Final Stats	129
System Player Stats	130
2009 Stanley Cup Playoff Results	131-132

FRANCHISE RECORD BOOK

All-Time Record	134-135
GM's, Coaches	136
Asst Coaches, Captains	137
Attendance, All-Time	138
Franchise Leaders	139
Single-Season Leaders	140-141
Year-by-Year Leaders	141-142
Scoring Streaks	143
Hat Tricks	144-145
Penalty Shots	146
Team Records	147-149
Winning / Losing Streaks	150
Individual Franchise Records	151-153
Power play / Penalty kill	154
30-Goal Scorers	154
All-Time Scoring Leaders	155-159
All-Time Goaltenders	159
Overtime Results	160-161
Shootouts	162-165
Franchise Awards	167
Olympics	168
All-Star Games	169
Retired Numbers	170-171
All-Time Roster	172-173
Draft Selections	174-175
Year-by-Year Player Statistics	176-185
Year-by-Year Team Statistics	186-200
All-Time Record vs. Opponents	201
All-Time Sweater Numbers	202-204

PLAYOFF RECORD BOOK

All-Time Playoff Record	206
Franchise Playoff Records	207-209
Franchise Playoff Leaders	210
Single Season Playoff Leaders	211
All-Time Playoff Scoring Leaders	212-213
Year-by-Year Playoff Results	214-215
1996 Stanley Cup	216
2001 Stanley Cup	217
Media Information	218

MISCELLANEOUS

Avalanche Broadcast Team	220
KSE Mission Statement	221
KSE Executive Staff	221
Pepsi Center Map	222
Play Clean	222
Avalanche in the Community	223
2009-2010 Season Schedule	224

2009-10 MEDIA GUIDE CREDITS

The 2009-10 Colorado Avalanche Media Guide was written and edited by Brendan McNicholas, with assistance from Craig Stancher. Editorial assistance provided by Casey Sanders and Jill Fitzpatrick. Design and layout by Nathan Roberts and Tom Strang. Cover photo by Michael Martin. Photographers include Michael Martin, Tim DeFrisco, Getty Images, Hockey Hall of Fame, Lake Erie Monsters, USA Hockey, Montreal Canadiens. The book was printed by Henry Wurst, Inc., Denver, Colorado. Statistics provided by the National Hockey League, Elias Sports Bureau and STATS Inc. Special thanks to Bob Waterman and Randy Robles of the Elias Sports Bureau, Benny Ercolani of the NHL and Dan Diamond.

The information contained in this publication was compiled by the Colorado Avalanche Communications Department. Any commercial use of this information in whole or in part is prohibited without the prior written consent of the Colorado Avalanche Hockey Club. All NHL and team logos within are the property of NHL Enterprises and the respective teams and may not be reproduced commercially without the prior written consent of NHL Enterprises.

Copyright © 2009 - All Rights Reserved



Joe Sakic announced his retirement on July 9, 2009.

He spent his entire 20-year career with the Colorado Avalanche/Quebec Nordiques franchise, including 16 consecutive seasons as team captain.



OFFICIAL

OFFICIAL



19



JOE SAKIC CAREER STATISTICS

SEASON	TEAM	LEAGUE	REGULAR SEASON										PLAYOFFS				
			GP	G	A	PTS	PIM	+/-	PP	SH	GW	GP	G	A	PTS	PIM	
1985-86	Burnaby	BCAHA	80	83	73	156	96	-	-	-	-	-	-	-	-	-	-
	Lethbridge	WHL	3	0	0	0	0	-	-	-	-	-	-	-	-	-	-
1986-87	Swift Current	WHL	72	60	73	133	31	-	-	-	-	-	4	0	1	1	0
1987-88	Swift Current	WHL	64	78	82	160	64	-	-	-	-	-	10	11	13	24	12
	Canada	WJC	7	3	1	4	2	-	-	-	-	-	-	-	-	-	-
1988-89	Quebec	NHL	70	23	39	62	24	-36	10	0	2	-	-	-	-	-	-
1989-90	Quebec	NHL	80	39	63	102	27	-40	8	1	2	-	-	-	-	-	-
1990-91	Quebec	NHL	80	48	61	109	24	-26	12	3	7	-	-	-	-	-	-
1991-92	Quebec	NHL	69	29	65	94	20	+5	8	3	1	-	-	-	-	-	-
1992-93	Quebec	NHL	78	48	57	105	40	-3	20	2	4	6	3	3	6	2	-
1993-94	Quebec	NHL	84	28	64	92	18	-8	10	1	9	-	-	-	-	-	-
	Canada	WC	8	4	3	7	0	-	-	-	-	-	-	-	-	-	-
1994-95	Quebec	NHL	47	19	43	62	30	+7	3	2	5	6	4	1	5	0	-
1995-96	Colorado	NHL	82	51	69	120	44	+14	17	6	7	22	18	16	34	14	-
	Canada	W-Cup	8	2	2	4	6	-	-	-	-	-	-	-	-	-	-
1996-97	Colorado	NHL	65	22	52	74	34	-10	10	2	5	17	8	17	25	14	-
1997-98	Colorado	NHL	64	27	36	63	50	0	12	1	2	6	2	3	5	6	-
	Canada	Olympics	4	1	2	3	4	-	-	-	-	-	-	-	-	-	-
1998-99	Colorado	NHL	73	41	55	96	29	+23	12	5	6	19	6	13	19	8	-
1999-00	Colorado	NHL	60	28	53	81	28	+30	5	1	5	17	2	7	9	8	-
2000-01	Colorado	NHL	82	54	64	118	30	+45	19	3	12	21	13	13	26	6	-
2001-02	Colorado	NHL	82	26	53	79	18	+12	9	1	4	21	9	10	19	4	-
	Canada	Olympics	6	4	3	7	0	-	-	-	-	-	-	-	-	-	-
2002-03	Colorado	NHL	58	26	32	58	24	+4	8	0	1	7	6	3	9	2	-
2003-04	Colorado	NHL	81	33	54	87	42	+11	13	1	3	11	7	5	12	8	-
	Canada	W-Cup	6	4	2	6	2	-	-	-	-	-	-	-	-	-	-
2004-05	— No NHL Season —																
2005-06	Colorado	NHL	82	32	55	87	60	+10	10	0	6	9	4	5	9	6	-
	Canada	Olympics	6	1	2	3	0	-	-	-	-	-	-	-	-	-	-
2006-07	Colorado	NHL	82	36	64	100	46	+2	16	0	4	-	-	-	-	-	-
2007-08	Colorado	NHL	44	13	27	40	20	-4	5	0	1	10	2	8	10	0	-
2008-09	Colorado	NHL	15	2	10	12	6	-6	0	0	0	-	-	-	-	-	-
NHL TOTALS			1378	625	1016	1641	614	+30	205	32	86	172	84	104	188	78	

JOE SAKIC CAREER MILESTONES

- Won two Stanley Cups (1996, 2001)
- 20 NHL seasons, all with the same franchise
- Team captain for 16 consecutive seasons (17 seasons overall), the second-longest serving captain in NHL history
- 2001 Hart Trophy (league MVP)
- 1996 Conn Smythe Trophy (playoff MVP)
- 2001 Lester B. Pearson Award (NHLPA MVP)
- 2001 Lady Byng Trophy (sportsmanship)
- NHL First Team All-Star 2001, 2002, 2004
- Eighth-leading scorer in NHL history with 1,641 career points
- Ranks 14th all-time in goals (625) and 11th in assists (1,016)
- Ranks seventh all-time in both playoff goals (84) and playoff points (188-96)
- Holds NHL record with eight playoff overtime goals
- Tied for third all-time in playoff game-winning goals (19)
- Selected by the Quebec Nordiques in the first round (15th overall) of the 1987 Entry Draft
- Franchise's all-time leader in games played, goals, assists, points, power-play goals, short-handed goals and game-winning goals
- Franchise's all-time leader in playoff games, goals, assists, points, power-play goals, short-handed goals and game-winning goals
- Selected to 13 NHL All-Star Games, making 12 appearances
- Holds All-Star Game record for career assists with 16
- MVP of the 2004 All-Star Game
- Three-time Olympian with Team Canada (1998, 2002, 2006)
- MVP of the 2002 Olympics after lifting Canada to its first gold medal in 50 years
- Captain of Canadian Olympic Team in 2006
- Gold medalist with Canada at the 2004 World Cup of Hockey, 1994 IHF World Championship and 1988 IHF World Junior Championship
- 1988 Canadian Hockey League Player of the Year
- 2007 NHL Foundation Player Award for community service



COLORADO AVALANCHE HOCKEY CLUB

Pepsi Center
 1000 Chopper Circle, Denver, Colorado 80204
 303/405-1100 main 303/893-0614 fax 303/575-1926 press box
 www.coloradoavalanche.com

EXECUTIVE STAFF

Owner & Governor	E. Stanley Kroenke
President & Alternate Governor	Pierre Lacroix
General Manager & Alternate Governor	Greg Sherman
Vice President of Hockey Operations/Assistant General Manager	Craig Billington
Director of Player Personnel	Brad Smith
Director of Hockey Operations	Eric Lacroix
Executive Director of Hockey Administration	Charlotte Grahame

COACHING STAFF

Head Coach	Joe Sacco
Assistant Coach	Sylvain Lefebvre
Assistant Coach	Steve Konowalchuk
Video/Development Coach	Adam Deadmarsh
Goaltending Consultant	Jocelyn Thibault

TRAINING STAFF

Head Athletic Trainer	Matthew Sokolowski
Assistant Athletic Trainer/Physical Therapist	Scott Woodward
Head Equipment Manager	Mark Miller
Assistant Equipment Manager	Kurt Harvey
Assistant Equipment Manager	Cliff Halstead
Inventory Manager	Wayne Fleming
Strength & Conditioning Coach	Paul Goldberg
Massage Therapist	Gregorio Pradera

SCOUTING STAFF

Director of Amateur Scouting	Richard Pracey
Assistant Director of Amateur Scouting	Alan Hepple
Scout	Anders Carlsson
Scout	Rick Lanz
Scout	Joni Lehto
Scout	Don Paarup
Scout	Guy Perron
Scout	Neil Shea
Pro Scout	Garth Joy
Pro Scout	Terry Martin

COMMUNICATIONS/TEAM SERVICES

Senior Vice President, Communications & Business Operations	Jean Martineau
Director of Media Services/Internet	Brendan McNicholas
Manager of Media Relations/Website	Craig Stancher
Team Services Coordinator	Erin DeGraft

LAKE ERIE MONSTERS (AHL AFFILIATE)

General Manager/Avalanche Director of Player Development	David Oliver
Head Coach	David Quinn
Assistant Coach	Dan Laperriere
Head Athletic Trainer	Glenn Burke
Head Equipment Manager	Terry Geer


TEAM INFORMATION

Team Colors	Burgundy, Silver, Blue and Black
Team Founded	1979 Quebec Nordiques – Relocated to Colorado 1995
Home Ice	Pepsi Center (18,007)
Practice Facility	South Suburban Family Sports Center
Minor League Affiliate	Lake Erie Monsters (AHL), Charlotte Checkers (ECHL)
Television Outlet	Altitude Sports & Entertainment Network
Radio	Altitude Radio Network (flagship: KCKK AM 1510)





COLORADO AVALANCHE





E. STANLEY KROENKE

OWNER & GOVERNOR, KROENKE SPORTS ENTERPRISES, LLC

Mr. E. Stanley Kroenke became owner of the Colorado Avalanche on July 6, 2000. In the team's very first season under his ownership, the Avalanche won the Presidents' Trophy and the Stanley Cup.

Since taking control of the Avalanche, Denver Nuggets and Pepsi Center, Mr. Kroenke has been widely recognized as one of the top owners in professional sports, as well as a strong and committed leader throughout the community.

Kroenke Sports Enterprises, Mr. Kroenke's Denver-based company, also owns Major League Soccer's Colorado Rapids and the National Lacrosse League's Colorado Mammoth. His teams have hosted the 2001 NHL All-Star Game, the 2004 and 2009 NLL All-Star Games, the 2005 NBA All-Star Game and the 2007 MLS All-Star Game, bringing some of the world's most famous athletes to Denver.

KSE's dedication to success has been evidenced by the consistent playoff runs of its teams. The Avalanche has made the playoffs in 11 of its 13 seasons in Denver and defeated the New Jersey Devils in June 2001 to win the Stanley Cup, the second in franchise history (also 1996). The Avalanche won a record nine consecutive division titles from 1994-95 to 2002-03 and sold out 487 consecutive home games from 1995 to 2006, the longest recorded streak in NHL history.

In February 2007, Mr. Kroenke purchased a significant stake in Arsenal FC. He owns more than 28 percent of London's storied football club. The initial investment came months after KSE and the Colorado Rapids formed a landmark marketing and strategic partnership with the famed club of England's Barclays Premier League. The relationship has been further strengthened by the completion of KSE's acquisition of 50 percent shareholding in Arsenal Broadband Limited. In September 2008, Mr. Kroenke was appointed to the Arsenal board as a non-executive director.

Under Mr. Kroenke's direction, KSE completed two of the company's most ambitious projects to date. On April 7, 2007 KSE opened the largest soccer-specific complex in the world, Dick's Sporting Goods Park. The state-of-the-art sports facility on more than 160 acres in Commerce City, Colo., seats 18,000 fans for field sports and up to 27,000 people for concerts. The award-winning field at Dick's Sporting Goods Park has been

heralded as "one of the finest pitches in the world" by numerous international players and coaches that have played at the complex. In November 2008, the stadium hosted Colorado's first-ever World Cup qualifier.

Dick's Sporting Goods Park also includes 24 surrounding playing fields for youth and adult recreational sports such as soccer, lacrosse and rugby. The complex anchors the 917-acre Prairie Gateway site that is a public-private partnership between Kroenke Sports Enterprises and Commerce City. The site also hosts the Commerce City municipal hall, retail facilities, offices for the U.S. Fish and Wildlife Service, and a visitors' center for the Rocky Mountain Arsenal Wildlife Refuge, among other entities. The project has created hundreds of jobs in the community and is expected to generate thousands more as the growth continues.

In September 2004, Altitude Sports & Entertainment, a 24-hour regional television network began operation, becoming the new television home for the Avalanche, Nuggets, Mammoth and Rapids. Altitude also features other professional, collegiate and high school sporting events, as well as outdoors and lifestyle programming, entertainment and community interest coverage from throughout the Rocky Mountain West.

Kroenke Sports Enterprises purchased the Paramount Theater, a historic landmark in downtown Denver, in July 2002. The venerable theatre remains a vibrant, multi-event facility where Denver's residents and visitors enjoy a wide variety of entertainment options each year. Jointly, Pepsi Center and the Paramount Theater are home to more than 250 events annually. Ranging from world renown concerts such as Madonna, Celine Dion, and U2 to family shows, dance productions and charitable events.

As one of the most respected owners in professional sports, Mr. Kroenke's commitment to excellence has been obvious inside and outside of Pepsi Center since his arrival. Substantial amounts have been invested in improvements and additional attractions to enhance the entertainment experience for every visitor to the property.

In August of 2008, Pepsi Center played host to the Democratic National Convention. Tens of thousands of delegates, journalists, volunteers and patrons descended on Denver and the Pepsi Center for the Convention. The landmark event ranks as one of the most important in KSE and Colorado history. Millions of people around the world watched the Convention, which city officials estimated boosted the local economy by nearly \$270



million. Denver Mayor John Hickenlooper went on to add, "Our expectations were definitely exceeded."

Mr. Kroenke's enthusiasm and vision ensure that Denver will continue to be the top entertainment destination in the Rocky Mountain region for generations to come. Local media outlets have consistently named Mr. Kroenke one of the most significant people in the Denver arts and entertainment community, saying "No other person entertains more people more often."

One of KSE's primary focuses has been the Colorado community and civic causes. More than \$15.5 million in contributions have been made to Colorado charities through Kroenke Sports Charities and the Denver Nuggets and Colorado Avalanche Community Funds.

The Nuggets have returned to prominence with a remarkable turnaround under Mr. Kroenke's leadership and are one of only four NBA teams to make the playoffs in each of the past six seasons. The Mammoth, which has made the playoffs in each of its seven seasons, won the NLL championship in 2006.

A native Missourian, Mr. Kroenke's emergence as a member of the St. Louis Rams' ownership was critical in the effort to return professional football to St. Louis in 1995. Under his guidance, the Rams flourished as the 1999 Super Bowl Champions and 2001 Super Bowl runner-ups.

Mr. Kroenke is chairman and owner of THF Realty and The Kroenke Group, private real estate investment and development companies with properties located throughout the United States and Canada. Over the past two decades, he has built a reputation as one of the nation's leading real estate developers. One of the largest ranch property owners in North America, Mr. Kroenke's ownership stakes also include the Screaming Eagle and Jonata vineyards.

Mr. Kroenke's current and former board and trustee memberships include Wal-Mart Stores, Inc., Central Bank Holding Company, Boone County National Bank, Community Investments Partnership of St. Louis, the College of the Ozarks, and the Missouri Basketball Hall of Fame. He is a member of St. Louis' Civic Progress, which provides support and leadership for various community improvements that promote economic development, education and quality of life. In February 2009, Mr. Kroenke was enshrined into the Missouri Sports Hall of Fame.

Mr. Kroenke holds undergraduate and graduate degrees from the University of Missouri. He and his wife, Ann, have a daughter, Whitney, an award winning documentary film producer; and a son, Josh, an executive with the Denver Nuggets.





PIERRE LACROIX

PRESIDENT & ALTERNATE GOVERNOR

Pierre Lacroix enters his 15th season overseeing the Avalanche/Nordiques franchise.

As General Manager from 1994-95 to

2005-06, Lacroix built the foundation of one of the finest decades of any team in NHL and major league sports history. In 2006, he stepped aside as GM but continued his role as president of the team.

Lacroix's resume speaks for itself: an NHL record nine consecutive division titles; six appearances in the Western Conference Finals; two Presidents' Trophies (1996-97, 2000-01); two Western Conference Championships (1996, 2001) and two Stanley Cup Championships (1996, 2001).

In recognition of his achievements, Pierre was inducted into the Colorado Sports Hall of Fame on April 8, 2008.

"Looking back now, as proud as I am of the banners and the trophies, I can tell you I'm most proud of the identity that every coach and player who wore the 'A' helped to create," said Lacroix to close out his induction speech. "I came to Colorado with a dream and a vision for the hockey fans in Denver and throughout the state to have more than just a team they could call their own; I wanted them to embrace the idea of the Avalanche. I wanted the name and logo to stand for something more than just uniforms, more than just a game. In my mind, I wanted it to stand for a commitment to excellence and to represent class and character."

The Avalanche franchise became very popular in its inaugural season in Denver en route to capturing the 1996 Stanley Cup, the city's first major sports championship. From November 9, 1995 to October 14, 2006, the Avalanche registered a sell-out streak of 487 consecutive games, the longest recorded streak in NHL history.

Lacroix was named General Manager of the Quebec Nordiques on May 24, 1994. Under his leadership, the organization compiled a record of 473-259-106-30, the NHL's second highest winning percentage in that span (.623). In fact, only six other franchises in the four major sports (out of a total of 122 teams) posted a higher winning percentage than the Nordiques/Avalanche during that time frame.

Over his nearly 40 years in the professional hockey industry, Lacroix has seen personal success on both sides of the bargaining table. Prior to joining the Nordiques, Lacroix spent 21 years as one of the most revered player agents in the business. Lacroix was the founder of JANDEC, Inc., which specialized in player representation. He cut all ties with JANDEC, Inc., when he moved on to the National Hockey League, and the firm still operates to this day.

Following his first season as GM in 1994-95, Lacroix was faced with the challenge of moving the franchise to Colorado. He had a mere 60 days to turn the Quebec Nordiques into the Colorado Avalanche, hire new personnel, and become a fully operational organization in time for the start of the 1995-96 season.

During the first half of the '96 campaign, Lacroix acquired Claude Lemieux, Sandis Ozolinsh and Patrick Roy in separate trades, vaulting Colorado to the top of the NHL. For his efforts, he was named the 1996 Executive of the Year by The Hockey News. Lacroix was promoted to President and General Manager during that summer.

The Avalanche enjoyed its most successful season in franchise history in 2000-01, setting new marks in wins (52) and points (118) en route to the franchise's second Presidents' Trophy. The Avalanche, built through keen drafting and shrewd trades, which brought the likes of Ray Bourque and Rob Blake to Colorado, propelled its way to the Stanley Cup Championship that season.

Off the ice, Lacroix's drive for the organization to be involved in community and charitable endeavors spawned the Colorado Avalanche Charity Fund (CACF), which was recognized nationally for its contributions to the Denver area. The CACF distributed more than \$11 million to Colorado charities from 1995-2006. Included was Lacroix's inspired "Legacy Project," which celebrated the 10-year anniversary of the Avalanche in Denver by distributing \$1 million in grants to 10 Denver charities in one night.

A native of Montreal, Quebec, Pierre and his wife, Colombe, reside in Denver. They have two sons, Martin and Eric, and are the proud grandparents of Max and Mia.



PIERRE LACROIX LEGACY

- Two Stanley Cup Championships (1996, 2001)
- Denver's first major sports championship (1996)
- NHL-record nine consecutive division titles (1994-95 to 2002-03)
- Six appearances in the Western Conference Finals ('96, '97, '99, '00, '01, '02)
- Two Presidents' Trophies (1996-97, 2000-01)
- Sellout streak of 487 games, the longest recorded streak in NHL history
- One of only three NHL teams to make the playoffs in each of the 11 seasons from 1995 to 2006
- NHL-best 26 playoff series from 1996 to 2006. Colorado was 18-8 in those series, the most wins of any team as well
- 27 playoff series from 1995 to 2006, second highest total in the NHL behind Detroit (28)
- NHL-best 91 playoff victories from 1996 to 2006
- NHL-best 93 playoff victories from 1995 to 2006
- .623 points percentage in 11 seasons as General Manager, the second best record of any NHL team during that time span behind only Detroit (.673)
- .620 points percentage in 10 seasons as GM of the Avalanche, the third best mark in the league behind Detroit (.670) and New Jersey (.622)
- Over an 11-year stretch from 1995 to 2006, only six other franchises in the four major sports (out of a total of 122 teams) posted a higher winning percentage than the Nordiques/Avalanche.
- Finished first in the division nine times and second twice
- Nordiques/Avalanche players captured 17 individual awards over the 11 seasons, including two Hart Trophy winners and two Conn Smythe winners

LACROIX'S RECORD AS GENERAL MANAGER

SEASON	TEAM	REGULAR SEASON				FINISHED	PLAYOFFS		
		W	L	T (OT)	PCT.		W	L	RESULT
1994-95	Quebec	30	13	5	.677	1st, Northeast	2	4	Lost Conf. Quarterfinal
1995-96	Colorado	47	25	10	.634	1st, Pacific	16	6	Won Stanley Cup
1996-97	Colorado	49	24	9	.652	1st, Pacific	10	7	Lost Conf. Final
1997-98	Colorado	39	26	17	.579	1st, Pacific	3	4	Lost Conf. Qtr. Final
1998-99	Colorado	44	28	10	.598	1st, Northwest	11	8	Lost Conf. Final
1999-00	Colorado	42	28	11(1)	.585	1st, Northwest	11	6	Lost Conf. Final
2000-01	Colorado	52	16	10 (4)	.720	1st, Northwest	16	7	Won Stanley Cup
2001-02	Colorado	45	28	8 (1)	.604	1st, Northwest	11	10	Lost Conf. Final
2002-03	Colorado	42	19	13 (8)	.640	1st, Northwest	3	4	Lost Conf. Quarterfinal
2003-04	Colorado	40	22	13 (7)	.610	2nd, Northwest	6	5	Lost Conf. Semifinal
2004-05	-	-	-	-	-	-	-	-	-
2005-06	Colorado	43	30	0 (9)	.579	2nd, Northwest	4	5	Lost Conf. Semifinal
TOTALS		473	259	106 (30)	.623		93	66	

BEST RECORDS IN FOUR MAJOR SPORTS (1994-95 THROUGH 2005-06)

TEAM	LEAGUE	W-L-T-OTL	PCT.
San Antonio Spurs	NBA	642-310	.674
Detroit Red Wings	NHL	522-221-101-24	.673
Los Angeles Lakers	NBA	615-337	.646
Green Bay Packers	NFL	122-70-0	.635
Pittsburgh Steelers	NFL	121-70-1	.633
Denver Broncos	NFL	121-71-0	.630
Quebec / Colorado Avalanche	NHL	473-259-106-30	.623
New Jersey Devils	NHL	468-264-107-29	.618
Utah Jazz	NBA	586-366	.616
Philadelphia Flyers	NHL	457-260-121-30	.613





GREG SHERMAN

GENERAL MANAGER & ALTERNATE GOVERNOR

Greg Sherman was named General Manager of the Avalanche on June 3, 2009 and enters his first season in that role. He spent the previous seven years as the team's Assistant General Manager, and has been associated with the franchise for the last 13 years.

Sherman, 39, will run the day-to-day operations of the franchise and work closely with his hockey operations staff concerning personnel decisions at all levels of the organization.

"Greg Sherman deserves the opportunity to prove he can be an effective general manager in our business," said Avalanche President Pierre Lacroix at the time of Sherman's hiring. "He has shown that he possesses the necessary qualities required to be successful with this new challenge in front of him."

In just his first few weeks on the job, Sherman hired a new coaching staff, restructured the hockey operations department and announced the selection of Matt Duchene as the third overall pick in the 2009 Entry Draft. He also appointed a new coaching staff for Colorado's American Hockey League affiliate, the Lake Erie Monsters.

Sherman was instrumental in helping to launch the Avalanche's affiliation with Lake Erie in 2007, and served as the liaison between the two franchises over the last two seasons.

Born in Scranton, Pa., Sherman was raised in Denver and has spent most of his life in Colorado. After graduating from Cherry Creek High School in Englewood, Colo., Sherman received his bachelor's degree from the University of San Diego in 1992.

Greg and his wife, Tamara, reside in Highlands Ranch with daughters Katelyn (8) and Delaney (5).





AVALANCHE STAFF



CRAIG BILLINGTON
VP OF HOCKEY OPERATIONS/
ASSISTANT GM



ANDERS CARLSSON
SCOUT



ERIN DeGRAFF
TEAM SERVICES COORDINATOR



WAYNE FLEMMING
INVENTORY MANAGER



PAUL GOLDBERG
STRENGTH & CONDITIONING COACH



CHARLOTTE GRAHAME
EXECUTIVE DIRECTOR OF HOCKEY
ADMINISTRATION



CLIFF HALSTEAD
ASSISTANT EQUIPMENT MANAGER



KURT HARVEY
ASSISTANT EQUIPMENT MANAGER



ALAN HEPPLE
ASSISTANT DIRECTOR OF
AMATEUR SCOUTING



GARTH JOY
PRO SCOUT



ERIC LACROIX
DIRECTOR OF HOCKEY OPERATIONS



RICK LANZ
SCOUT



JONI LEHTO
SCOUT



TERRY MARTIN
PRO SCOUT



JEAN MARTINEAU
SR. VP, COMMUNICATIONS &
BUSINESS OPERATIONS





BRENDAN McNICHOLAS
DIRECTOR OF MEDIA
SERVICES/INTERNET



MARK MILLER
HEAD EQUIPMENT MANAGER



DAVID OLIVER
GM, LAKE ERIC/DIRECTOR OF
PLAYER DEVELOPMENT



DON PAARUP
SCOUT



GUY PERRON
SCOUT



RICHARD PRACEY
DIRECTOR OF
AMATEUR SCOUTING



GREGORIO PRADERA
MESSAGE THERAPIST



NEIL SHEA
SCOUT



BRAD SMITH
DIRECTOR OF PLAYER PERSONNEL



MATTHEW SOKOLOWSKI
HEAD ATHLETIC TRAINER



CRAIG STANCHER
MANAGER OF MEDIA RELATIONS/
WEBSITE



SCOTT WOODWARD
ASSISTANT ATHLETIC TRAINER/
PHYSICAL THERAPIST



COACHING STAFF



JOE SACCO HEAD COACH

Joe Sacco begins his first season as an NHL head coach after being named the fifth head coach in Avalanche history, and the 13th in franchise history on June 4, 2009.

Sacco, 40, spent the last two seasons as head coach of Colorado's American Hockey League affiliate, the Lake Erie Monsters. The 2009-10 campaign marks his fifth season overall with the organization, as he also spent two years as an assistant coach with the AHL's Lowell Lock Monsters in 2005-06 and Albany River Rats in 2006-07.

"The American Hockey League has proven to be a valuable training ground for NHL head coaches and we're confident that Joe's experience at that level will be vital to his success with our organization at the NHL level," said Avalanche General Manager Greg Sherman.

Under Sacco's guidance, the Monsters finished with a 34-38-3-5 record (76 points) in 2008-09, posting eight more wins and 11 more points than they did in their inaugural season of 2007-08. Following the season, Sacco was tabbed as an assistant coach for Team USA at the 2009 IIHF Men's World Championship in Switzerland.

"I'm very honored and grateful to the Avalanche organization for giving me this opportunity," said Sacco. "This organization has provided me with all the necessary tools and support to be successful and grow as a coach. I'm confident in my abilities and believe the experience I've gained will help me succeed in this new challenge."

Sacco was a fourth-round pick (71st overall) by the Toronto Maple Leafs in the 1987 NHL Entry Draft. He appeared in 738 total games over his 13-year career in the National Hockey League, which included stints with Toronto, Anaheim, the New York Islanders, Washington and Philadelphia. The right winger finished with 94 goals and 119 assists for 213 points.

Sacco played for the United States at the 1992 Olympics in Albertville, France, where the Americans finished fourth. He would go on to play for Team USA in six World Championships, winning a bronze medal in 1996.

Born in Medford, Mass., Joe attended college at Boston University, where he played a total of 111 games over three years with the Terriers.

Joe and his wife, Tammy, have three children, Joseph (13), Matthew (10) and Christina (5).

SACCO'S CAREER STATISTICS

SEASON	CLUB	LEAGUE	REGULAR SEASON					PLAYOFFS				
			GP	G	A	PTS	PIM	GP	G	A	PTS	PIM
1987-88	Boston Univ.	H-East	34	14	22	36	38	-	-	-	-	-
1988-89	Boston Univ.	H-East	33	21	19	40	66	-	-	-	-	-
1989-90	Boston Univ.	H-East	44	28	24	52	70	-	-	-	-	-
1990-91	Newmarket	AHL	49	18	17	35	24	-	-	-	-	-
1991-92	Toronto	NHL	20	0	5	5	2	-	-	-	-	-
	Toronto	NHL	17	7	4	11	4	-	-	-	-	-
1992-93	St. John's	AHL	-	-	-	-	-	1	1	1	2	0
	Toronto	NHL	37	14	16	30	45	7	6	4	10	2
1993-94	Anaheim	NHL	23	4	4	8	8	-	-	-	-	-
	Anaheim	NHL	84	19	18	37	61	-	-	-	-	-
1994-95	Anaheim	NHL	41	10	8	18	23	-	-	-	-	-
1995-96	Anaheim	NHL	76	13	14	27	40	-	-	-	-	-
1996-97	Anaheim	NHL	77	12	17	29	35	11	2	0	2	2
1997-98	Anaheim	NHL	55	8	11	19	24	-	-	-	-	-
	NY Islanders	NHL	25	3	3	6	10	-	-	-	-	-
1998-99	NY Islanders	NHL	73	3	0	3	45	-	-	-	-	-
1999-00	Washington	NHL	79	7	16	23	50	5	0	0	0	4
2000-01	Washington	NHL	69	7	7	14	48	6	0	0	0	2
2001-02	Washington	NHL	65	0	7	7	51	-	-	-	-	-
2002-03	Philadelphia	AHL	6	4	3	7	4	-	-	-	-	-
	Philadelphia	NHL	34	1	5	6	20	4	0	0	0	0
NHL TOTALS			738	94	119	213	421	26	2	0	2	8



SYLVAIN LEFEBVRE ASSISTANT COACH

Former Avalanche defenseman Sylvain Lefebvre begins his first season as an NHL assistant coach. The 2009-10 campaign marks his third season

Lefebvre, 41, is a veteran of 945 NHL games spanning 14 seasons with Montreal, Toronto, Quebec/Colorado and the New York Rangers. He recorded 184 points (30g/154a) and was a combined +108 throughout his NHL career. Sly, who was part of the Avalanche's first Stanley Cup championship team in 1996, appeared in a total of 129 playoff games.

with the organization in a coaching capacity, as he served as an assistant under Joe Sacco in Lake Erie the last two seasons.

Sylvain and his wife, Marie Claire, have four children: Jade-Isis (20), Djan-Alexandre (18), Jordan (17) and Alexanne (13).



STEVE KONOWALCHUK ASSISTANT COACH

Steve Konowalchuk returns to the Avalanche in a coaching capacity, being named assistant coach on June 19, 2009. He previously spent the 2007-08 campaign as

Konowalchuk, 36, played 790 games over 14 NHL seasons, recording 171 goals and 225 assists with Washington and Colorado. The forward also appeared in 52 playoff games, totaling 21 points (9g/12a). He was Washington's third-round pick (58th overall) in the 1991 Entry Draft. A native of Salt Lake City, Utah, Konowalchuk represented the United States at five international tournaments, including both the 1996 and 2004 World Cup of Hockey.

a member of the club's player development department after retiring from the NHL in September of 2006.

Steve and his wife, Leah, have two children, Cara (12) and Cole (9).



ADAM DEADMARSH VIDEO/DEVELOPMENT COACH

Former Avalanche forward Adam Deadmarsh begins his first season as the club's video/development coach.

selection (first round, 14th overall) in the 1993 Entry Draft, Deadmarsh was part of the Avalanche's first Stanley Cup championship team in 1996, recording 17 points (5g/12a) in 22 postseason games.

Deadmarsh, 34, enjoyed a nine-year stint in the NHL, appearing in 567 career games with the Quebec Nordiques/Colorado Avalanche and Los Angeles Kings. He totaled 184 goals and 373 points with 819 penalty minutes. Quebec's second

Deadmarsh represented the United States at six international events, including the 1996 World Cup of Hockey and the 1998 and 2002 Olympic Winter Games.

Adam and his wife, Christa, have twin daughters, Alexis and Madison (8).

HOW THE 2009-10 AVALANCHE WAS BUILT



4	John-Michael Liles (D)	Drafted in 2000 (8th choice, 159th overall)
5	Brett Clark (D)	Acquired from Atlanta in exchange for Frederic Cassivi, Jan. 24, 2002
7	T.J. Hensick (C)	Drafted in 2005 (5th choice, 88th overall)
8	Wojtek Wolski (LW)	Drafted in 2004 (1st choice, 21st overall)
9	Matt Duchene (C)	Drafted in 2009 (1st choice, 3rd overall)
10	Kyle Cumiskey (D)	Drafted in 2005 (9th choice, 222nd overall)
16	Darcy Tucker (RW)	Signed as a free agent on July 1, 2008
18	Brian Willsie (RW)	Signed as a free agent on July 15, 2008
20	Tom Preissing (D)	Acquired from Los Angeles, along with Kyle Quincey and Los Angeles' fifth-round choice in the 2010 Entry Draft, in exchange for Ryan Smyth, July 3, 2009
22	Scott Hannan (D)	Signed as a free agent on July 1, 2007
23	Milan Hejduk (RW)	Drafted in 1994 (6th choice, 87th overall)
24	Ruslan Salei (D)	Acquired from Florida in exchange for Karlis Skrastins and a third-round pick (Adam Comrie) in the 2008 Entry Draft, Feb. 26, 2008
25	Chris Stewart (RW)	Drafted in 2006 (1st choice, 18th overall)
26	Paul Stastny (C)	Drafted in 2005 (2nd choice, 44th overall)
27	Kyle Quincey (D)	Acquired from Los Angeles, along with Tom Preissing and Los Angeles' fifth-round choice in the 2010 Entry Draft, in exchange for Ryan Smyth, July 3, 2009
28	David Koci (LW)	Signed as a free agent on July 1, 2009
31	Peter Budaj (G)	Drafted in 2001 (1st choice, 63rd overall)
39	T.J. Galiardi (LW)	Drafted in 2007 (4th selection, 55th overall)
40	Marek Svatos (RW)	Drafted in 2001 (10th selection, 227th overall)
41	Craig Anderson (G)	Signed as a free agent on July 1, 2009
52	Adam Foote (D)	Acquired from Columbus in exchange for a conditional first-round choice in the 2008 Entry Draft (later traded to Philadelphia – Philadelphia selected Luca Sbisa) and a conditional fourth-round choice (David Savard) in the 2009 Entry Draft, Feb. 26, 2008
54	David Jones (RW)	Drafted in 2003 (8th choice, 288th overall)
55	Cody McLeod (LW)	Signed as a free agent on July 6, 2006

DRAFT PICKS – 12 FREE AGENTS – 6 TRADES – 5



AVALANCHE PLAYERS

Adam Foote is entering his 18th season in the NHL, his 16th with the Avalanche/Nordiques franchise



41

CRAIG ANDERSON

Goaltender | 6' 2" | 180 lbs. | Catches: Left
Born: May 21, 1981 | Birthplace: Park Ridge, Illinois

TRANSACTIONS

Chicago's fourth choice (third round, 73rd overall) in 2001 Entry Draft...Claimed off waivers by Boston, Jan. 19, 2006...Claimed off waivers by St. Louis, Jan. 31, 2006...Claimed off waivers by Chicago, Feb. 3, 2006...Acquired by Florida in exchange for Florida's sixth-round choice (later traded to Tampa Bay - Tampa Bay selected Luke Witkowski) in 2008 Entry Draft, June 24, 2006...Signed by Colorado as a free agent, July 1, 2009.

CAREER HIGHS

Most Saves: 53, March 2, 2008 at NY Islanders
Consec. Starts: 7 games, Nov. 28 - Dec. 11, 2008
Win Streak: 6 games, Feb. 23 - April 4, 2008
Shutout Streak: 154:05, Feb. 23 - March 6, 2008
Shootouts: 1-7 record, 20 att, 12 goals (.400 Sv%)
Penalty Shots: 3 attempts, 2 goals allowed

2008-09 SEASON

Finished third among NHL goaltenders with a .924 save percentage in 31 appearances with the Florida Panthers...Only Tim Thomas (.933) and teammate Tomas Vokoun (.926) stopped a higher percentage of their shots...Now owns a .928 combined save percentage over the last two seasons, best in the NHL...Posted a 15-7-5 record with a 2.71 goals-against average and three shutouts...Set career highs in most categories, including games, starts (27), minutes (1636), wins and shutouts...19 of his 27 starts came on the road, where he was 12-4-2...Compiled a 4-0 record in March with a 2.26 GAA.

CAREER

2007-08: Appeared in 17 games for the Florida Panthers, going 8-6-1 with a 2.25 goals-against average and .935 save percentage...Anderson's .935 Sv% did not qualify for the league lead but was the highest among NHL goaltenders who appeared in at least 15 games...Set an NHL record for most saves in a shutout when he recorded 53 saves in a 1-0 win at the NY Islanders on March 2...Won a career-high six consecutive games from Feb. 23 to April 4...Dropped his first five decisions of the season

before finishing 8-2-0 in his last 11 appearances.

2006-07: Spent most of the season with Rochester of the American Hockey League but also appeared in five games for the Panthers...Led Rochester with 23 wins (23-10-1), helping the Americans advance to the AHL playoffs. **2005-06:** Spent the majority of the year with the Chicago Blackhawks, posting a 6-12-4 record with one shutout in 29 games (21 starts)...Was claimed off waivers by Boston on Jan. 19 and St. Louis on Jan. 31 before being re-claimed by Chicago on Feb. 3. **2004-05:** Was 9-4-1 with a 1.83 GAA and two shutouts in 15 appearances with Norfolk (AHL)...Also played in six postseason contests, going 2-4. **2003-04:** Appeared in 21 games with the Blackhawks and 37 with Norfolk (AHL)...Picked up his first NHL win and shutout by stopping all 30 shots in a 7-0 victory over Columbus on Jan. 22 at the United Center. **2002-03:** Made his NHL debut on Nov. 30 at Los Angeles and got his first start on Dec. 1 at Anaheim (3-2 loss). **2001-02:** Made his professional debut with Norfolk of the American Hockey League, playing 28 games. **2000-01:** Named to the OHL First All-Star Team in his third and final season with Guelph...Was 30-19-9 in 59 appearances.

INTERNATIONAL

Represented the United States at the 2006 and 2008 IIHF World Championships...Compiled a 3-2-0 record in five starts for Team USA at the 2006 World Championship, including a 3-0 shutout win over Denmark on May 7.

PERSONAL

Craig and his girlfriend, Nicholle, reside in Chicago during the offseason...Craig's brother, Jon, was drafted by the Boston Red Sox in 1999 and played four seasons as an infielder in the Red Sox's minor league system...His father, Richard, raced cars professionally...During his time with the Florida Panthers, Craig donated tickets for every Friday and Saturday night home game for charity.



STATISTICS

SEASON	TEAM	LEAGUE	REGULAR SEASON						PLAYOFFS						
			GP	W	L	T	MIN	SO	AVG	GP	W	L	MIN	SO	AVG
1998-99	Guelph	OHL	21	12	5	1	1006	1	3.10						
1999-00	Guelph	OHL	38	12	17	2	1955	0	3.59	3	0	1	110	0	2.73
2000-01	Guelph	OHL	59	30	19	9	3555	3	2.63	4	0	4	240	0	4.25
2001-02	Norfolk	AHL	28	9	13	4	1568	2	2.95	1	0	1	21	0	2.83
2002-03	Norfolk	AHL	32	15	11	5	1795	4	1.94	5	2	3	345	0	2.61
	Chicago	NHL	6	0	3	2	270	0	4.00	-	-	-	-	-	-
2003-04	Norfolk	AHL	37	17	20	0	2108	3	2.11	5	2	3	327	0	1.84
	Chicago	NHL	21	6	14	0	1205	1	2.84	-	-	-	-	-	-
2004-05	Norfolk	AHL	15	9	4	1	885	2	1.83	6	2	4	356	0	2.36
2005-06	Chicago	NHL	29	6	12	4	1554	1	3.32	-	-	-	-	-	-
	United States	WC	5	3	2	0	280	1	2.36	-	-	-	-	-	-
2006-07	Rochester	AHL	34	23	10	1	2060	1	2.56	6	2	4	376	0	2.87
	Florida	NHL	5	1	1	1	217	0	2.21	-	-	-	-	-	-
2007-08	Florida	NHL	17	8	6	1	935	2	2.25	-	-	-	-	-	-
	United States	WC	2	1	1	0	64	0	5.61	-	-	-	-	-	-
2008-09	Florida	NHL	31	15	7	5	1636	3	2.71	-	-	-	-	-	-
NHL TOTALS			109	36	43	13	5817	7	2.87	-	-	-	-	-	-

VS. NHL

	GP	MIN	GA	SO	W-L-O	GAA		GP	MIN	GA	SO	W-L-O	GAA		GP	MIN	GA	SO	W-L-O	GAA
Anaheim	3	178	8	0	1-2-0	2.70	Detroit	5	195	11	0	0-2-0	3.38	Ottawa	5	264	9	0	3-1-0	2.05
Atlanta	5	245	10	0	2-1-1	2.45	Edmonton	5	304	16	1	2-2-1	3.16	Philadelphia	3	182	7	0	2-1-0	2.31
Boston	5	290	14	1	2-3-0	2.90	Florida	-	-	-	-	-	-	Phoenix	2	119	5	0	1-1-0	2.52
Buffalo	2	119	6	0	1-1-0	3.03	Los Angeles	4	207	10	0	0-2-1	2.90	Pittsburgh	4	212	4	0	2-0-1	1.13
Calgary	3	149	6	0	0-2-0	2.42	Minnesota	2	80	5	0	0-1-0	3.75	San Jose	3	176	11	0	0-3-0	3.75
Carolina	2	104	7	0	1-0-1	4.04	Montreal	4	171	11	0	0-2-1	3.66	St. Louis	4	205	11	0	2-1-0	3.22
Chicago	-	-	-	-	-	-	Nashville	8	447	20	1	2-2-2	2.68	Tampa Bay	5	227	7	1	1-1-2	1.85
Colorado	1	31	5	0	0-1-0	9.68	New Jersey	3	163	9	0	1-1-1	3.31	Toronto	3	182	7	0	2-1-0	2.31
Columbus	7	415	18	1	4-3-0	2.60	NY Islanders	5	224	14	1	2-2-0	3.75	Vancouver	5	305	18	0	0-4-1	3.54
Dallas	3	140	12	0	1-0-0	5.14	NY Rangers	3	185	4	1	2-0-1	1.30	Washington	5	298	13	0	2-3-0	2.62





31

PETER BUDAJ

Goaltender | 6' 1" | 200 lbs. | Catches: Left
 Born: September 18, 1982 | Birthplace: Banska Bystrica, Slovakia

TRANSACTIONS

Colorado's first choice (second round, 63rd overall) in 2001 Entry Draft.

CAREER HIGHS

Most Saves: 47, Nov. 18, 2008 at Calgary

Consec. Starts: 14 games, March 9 - April 9, 2006

Win Streak: 5 games, Feb. 27 - March 7, 2007

Shutout Streak (min): 120:49, Nov. 7-18, 2006

Shootouts: 11-15 record, 85 at, 37 goals (.565 Sv%)

Penalty Shots: 6 attempts, 4 goals allowed

2008-09 SEASON

Appeared in 56 games (55 starts), posting a 20-29-5 record with a 2.86 goals-against average and two shutouts...Led the club with 20 victories, reaching the 20-win plateau for the second time in his career (31 in 2006-07)...Received the second-lowest goal support average among NHL goaltenders (2.17 per game)...The Islanders' Yann Danis had the lowest at 2.11...Tied a franchise record with 29 losses, equaling the mark set by Ron Tugnutt in 1990-91...Posted a 7-4 record in shootouts, allowing only 13 goals on 35 attempts (.629 Sv%)...Only Henrik Lundqvist (9) and Ryan Miller (8) won more shootouts in 2008-09...Colorado's Opening Night starter for the second consecutive year...Was named the NHL's Second Star of the Week for October 20-26 (3-0, 1.62 GAA)...Posted his sixth career shutout on Nov. 8 vs. Nashville, stopping 26 shots in a 1-0 victory...Started 12 consecutive games, Nov. 2-28...Made a career-high 47 saves on Nov. 18 at Calgary (on 50 shots), the third-highest total by a goaltender in Avalanche history...Made his 30th start of the season on Dec. 31 at Phoenix, becoming the first Avalanche goaltender to start 30 or more games before January 1st since Patrick Roy (31) in 2001-02...Finished the season by going 1-0-3 with a 0.96 GAA and .967 Sv% in his last four starts...Earned his second shutout of the year despite a 1-0 loss in a shootout on April 7 at San Jose.

CAREER

2007-08: Started 30 games for the Avalanche and appeared five times in relief...Compiled a 16-10-4 record with a 2.57 goals-against average in 35 appearances...Went 7-3-4 in his last 14 starts with a 2.18 GAA and .922 Sv%...Made his first career Opening Night start on Oct. 3 vs. Dallas, stopping 31 shots in a 4-3 victory...Appeared in his 100th NHL game on Nov. 3 vs. Vancouver. **PLAYOFFS:** Appeared in three games against Detroit (CSF), compiling a .908 Sv% in 108 minutes...Made his NHL playoff debut in Game One (CSF) at Detroit on April 24, stopping all 20 shots he faced in relief of Jose Theodore. **2006-07:** Posted a 31-16-6 record in 57 appearances, joining Patrick Roy and David Aebischer as the only goaltenders in franchise history to win 30 games in a single season...Started 17 of the last 19 games for the Avalanche, 39 of the last 46 and 43 of the last 53...Went 13-1-2 in his final 17 starts...Participated in the NHL's YoungStars Game on Jan. 23 in Dallas, making 18 saves...Went a franchise-record 16 consecutive decisions (13-0-3) without suffering a regulation loss from Feb. 24 to April 5...Surpassed Patrick Roy's mark of 14 straight decisions without a regulation loss from March 26, 2000 to Oct. 28, 2000...Named the NHL's First Star of the Month in March after going 10-0-2 in 13 appearances...Tied the franchise record for most wins by a goaltender in a single month (Daniel Bouchard, Feb. of 1981)...Compiled a career-best shutout streak of 120 minutes, 49 seconds from Nov. 7-18...Strung together a personal-best five-game winning streak, Feb. 27-March 7...Named the NHL's Third Star of the Week for Feb. 26-March 4 (3-0, 1.97 GAA). **2005-06:** Appeared in 34 games, one shy of the franchise rookie record set by Mario Gosselin in 1984-85...Led the Avalanche in goals-against average (2.86) and save percentage (.900)...Tied for sixth among NHL rookies with 14 wins...Second most wins by a rookie in team history, trailing only Gosselin's 19 victories in



PETER BUDAJ

1984-85...Started 14 straight games, March 9-April 9, posting a 7-4-2 record...First Avalanche goaltender to start 14 consecutive games since Patrick Roy started 16 straight from Jan. 12-Feb. 21, 1999...Made his NHL debut on Oct. 8 at Dallas, stopping 16-of-18 shots to earn his first career victory...Recorded his first career NHL shutout with a 33-save performance on March 12 vs. Calgary...Posted a shutout streak of 113:11 from March 9-13. **2004-05:** Made 59 appearances in his third season with Hershey (AHL), posting 29 wins and five shutouts...Won nine consecutive starts, Dec. 17-Jan. 12, during which he allowed just 18 goals. **2003-04:** Posted a 2.80 goals-against average in 46 appearances with Hershey. **2002-03:** Played his first professional season with the Hershey Bears. **2001-02:** Led all Ontario Hockey League goaltenders in wins (26), goals-against average (2.29) and save percentage (.922) with St. Michael's...Named to the OHL Second All-Star Team...Nominated for the Red Tilson Trophy as the OHL's outstanding player...Selected to participate in the 2002 Hershey Cup CHL All-Star Series Game. **2000-01:** Appeared in 37 regular season games for St. Michael's...Led the OHL in playoff save percentage

at .923. **1999-00:** Named St. Michael's Majors' Rookie of the Year.

INTERNATIONAL

Appeared in one game for Slovakia at the 2008 IIHF World Championship...Made his Olympic debut at the 2006 Winter Games in Torino, Italy, posting a 2-1-0 record with a 2.01 goals-against average and .924 save percentage...Made three starts at the Olympics, including the quarterfinal match against the Czech Republic...Member of Team Slovakia at the 2001 and 2002 IIHF World Junior Championships and the 2000 IIHF World Under-18 Championship.

PERSONAL

Spends his summers in Slovakia...Nickname is "Boods"...Favorite hockey player growing up was Patrick Roy...Donates his time to the "Teammates For Kids" foundation...Participates in the Avalanche's on-ice clinics for youth hockey players and the club's "Team Fit" program, which promotes healthy living habits among school-age children.

STATISTICS

SEASON	TEAM	LEAGUE	REGULAR SEASON							PLAYOFFS						
			GP	W	L	T	MINS	SO	AVG	GP	W	L	MINS	SO	AVG	
1999-00	St. Michael's	OHL	34	6	18	1	1676	1	4.01	-	-	-	-	-	-	
2000-01	St. Michael's	OHL	37	17	12	3	1996	3	2.86	11	6	4	621	1	2.51	
	Slovakia	WJC	4	-	-	-	239	0	4.01	-	-	-	-	-		
2001-02	St. Michael's	OHL	42	26	9	5	2329	2	2.29	12	5	6	620	1	3.29	
	Slovakia	WJC	4	-	-	-	212	1	3.11	-	-	-	-	-		
2002-03	Hershey	AHL	28	10	10	2	1467	2	2.66	1	0	0	6	0	20.81	
2003-04	Hershey	AHL	46	17	20	6	2574	3	2.80	-	-	-	-	-		
	Slovakia	W-Cup	0	0	0	0	0	0	0.00	-	-	-	-	-		
2004-05	Hershey	AHL	59	29	25	2	3356	5	2.65	-	-	-	-	-		
2005-06	Colorado	NHL	34	14	10	6	1803	2	2.86	-	-	-	-	-		
	Slovakia	Olympics	3	2	1	0	179	0	2.01	-	-	-	-	-		
2006-07	Colorado	NHL	57	31	16	6	3199	3	2.68	-	-	-	-	-		
2007-08	Colorado	NHL	35	16	10	4	1912	0	2.57	3	0	0	108	0	3.33	
	Slovakia	WC	1	0	1	0	59	0	3.03	-	-	-	-	-		
2008-09	Colorado	NHL	56	20	29	5	3232	2	2.86	-	-	-	-	-		
NHL TOTALS			182	81	65	21	10146	7	2.75	3	0	0	108	0	3.33	

VS. NHL

	GP	MIN	GA	SO	W-L-O	GAA		GP	MIN	GA	SO	W-L-O	GAA		GP	MIN	GA	SO	W-L-O	GAA	
Anaheim	11	635	30	1	4-4-3	2.83	Detroit	7	430	20	0	3-3-1	2.79	Ottawa	-	-	-	-	-	-	-
Atlanta	3	157	8	0	0-3-0	3.06	Edmonton	18	1081	49	0	12-4-2	2.72	Philadelphia	1	60	5	0	0-1-0	5.00	
Boston	2	119	5	1	1-1-0	2.52	Florida	1	60	2	0	0-1-0	2.00	Phoenix	12	726	33	0	6-3-3	2.73	
Buffalo	3	164	4	0	2-1-0	1.46	Los Angeles	10	484	22	1	6-1-1	2.73	Pittsburgh	-	-	-	-	-	-	
Calgary	19	964	56	1	6-9-1	3.49	Minnesota	19	1106	50	0	8-7-3	2.71	San Jose	8	480	24	1	2-5-1	3.00	
Carolina	1	60	2	0	1-0-0	2.00	Montreal	1	59	3	0	0-1-0	3.05	St. Louis	11	636	27	0	5-5-0	2.55	
Chicago	8	442	20	0	4-2-1	2.71	Nashville	9	522	19	1	6-3-0	2.18	Tampa Bay	1	60	2	0	1-0-0	2.00	
Colorado	-	-	-	-	-	-	New Jersey	-	-	-	-	-	-	Toronto	1	60	1	0	1-0-0	1.00	
Columbus	9	498	21	1	4-4-0	2.53	NY Islanders	1	14	0	0	0-0-0	0.00	Vancouver	10	544	23	0	5-3-1	2.54	
Dallas	13	650	29	0	3-2-4	2.68	NY Rangers	2	75	6	0	1-1-0	4.80	Washington	1	59	4	0	0-1-0	4.07	



5

BRETT CLARK

Defenseman | 6' 0" | 195 lbs. | Shoots: Left
 Born: December 23, 1976 | Birthplace: Wapella, Saskatchewan

TRANSACTIONS

Montreal's seventh selection (sixth round, 154th overall) in 1996 Entry Draft...Claimed by Atlanta in the 1999 Expansion Draft, June 25, 1999... Traded to Colorado in exchange for Frederic Cassivi, Jan. 24, 2002.

CAREER HIGHS

Goals/Game: 2, Dec. 7, 2006 at San Jose
Assists/Game: 2 (11x), last: Jan. 13, 2009 at Columbus
Points/Game: 3 (2x), last: Dec. 7, 2006 at San Jose
Point Streak: 3 games (3x), last: Jan. 20-28, 2007
Goal Streak: None
Assist Streak: 3 games (2x), last: Jan. 20-28, 2007
Consec. Games: 200, Nov. 23, 2005 - Feb. 12, 2008
Mult. Pt. Games: 2 pts (15), 3 pts (2)
Career Shootouts: No attempts

2008-09 SEASON

Set an Avalanche record with 238 blocked shots, second most in the NHL (Zbynek Michalek, 271)... Finished second on the club in ice time at 22:19 per game...Appeared in each of the first 76 games prior to missing the final six contests due to a hand injury...Logged a career-high 30:30 of ice time on Nov. 22 at Los Angeles...Appeared in his 400th NHL game on Nov. 29 vs. Tampa Bay...Scored the game winner in overtime on his 32nd birthday, Dec. 23 vs. Phoenix.

CAREER

2007-08: Missed the final 25 games of the regular season and all 10 playoff contests due to a shoulder injury...Underwent season-ending surgery on Feb. 27...Led the Avalanche in ice time, averaging 23:09 per game...Led the entire NHL in shifts-per-game (31.3) for the second year in a row...Finished tied for second among Colorado defensemen with 21 points (5g/16a) despite playing only 57 games... Had a team-high 143 blocked shots at the time of his injury, a total that still ranked second on the club at season's end...Collected his 100th NHL point on

Jan. 5 vs. NY Islanders...Recorded his first career fighting major on Jan. 13 at Florida (Olli Jokinen)... Appeared in his 200th consecutive game on Feb. 12 vs. Anaheim but left in the third period after injuring his shoulder...Was placed on IR, Feb. 14 (retroactive to Feb. 12). **2006-07:** Led the Avalanche in ice time, averaging nearly 24 minutes per game (23:40)... Led the entire NHL in shifts-per-game (35.1)... Finished second among Colorado defensemen in scoring with a career-high 39 points...Clark's 10 goals and 29 assists were also career bests...Led the team and ranked fourth in the league with 210 blocked shots...Appeared in all 82 games for the first time in his career...Was the only Avalanche defenseman to skate in all 82 games...Finished third on the team in hits (85)...Recorded his first career 2-goal game and added an assist on Dec. 7 at San Jose...Appeared in his 300th NHL game on Feb. 24 at Los Angeles. **2005-06:** Skated in 80 games for the Avalanche, recording nine goals and 27 assists...Had two assists on Oct. 27 vs. Vancouver, his first multi-point game since March 18, 2001 vs. Vancouver...Attempted a penalty shot on Nov. 18 at Anaheim (no goal)...First attempt by an Avs defenseman since Greg deVries on Oct. 27, 2001 at Phoenix...Missed one game because of the flu, Nov. 21 vs. Calgary. **PLAYOFFS:** Made his first appearance in the Stanley Cup Playoffs... Tied Rob Blake for the team scoring lead among defensemen with four points (2g/2a)...Scored a goal in his first NHL playoff game, Game One of the WCQF at Dallas (April 22)...Collected points in each of his first three playoff contests (2g/1a)...Netted a game-tying short-handed goal with 2:04 left in regulation in Game Two (CQF) at Dallas on April 24. **2004-05:** Served as team captain of the Avalanche's AHL affiliate in Hershey...Led all Bears defenders in assists (37), points (44) and shots on goal (128)... Missed 13 games due to injury from Dec. 18 to Jan. 23. **2003-04:** Began the season in Hershey, where prior to his first recall had played in 126 consecutive games after being acquired from Atlanta...Hershey's winner of the 2004 American Specialty/AHL Man of



BRETT CLARK

the Year Award for his outstanding contributions to the community...Would be recalled on six different occasions by the Avalanche...His first recall came on Nov. 9 and he played his first Avalanche game on Nov. 11 at San Jose...Scored his first goal with the Avs on Feb. 18 vs. Edmonton...Recalled for a sixth and final time April 3...Did not dress during the NHL playoffs. **2002-03:** Named Hershey's "Best Defenseman" for the second straight year...Only Bear to play in all 80 games. **2001-02:** Appeared in two games with the Atlanta Thrashers...Split most of the season between Atlanta's AHL club (Chicago) and Colorado's AHL affiliate (Hershey)...Tied for the AHL plus/minus lead with a combined +28 rating...Named Hershey's

Best Defenseman. **2000-01:** Helped Orlando capture the Turner Cup as IHL Champions. **1998-99:** Played in 61 games for the Montreal Canadiens in his first full NHL season. **1997-98:** Made his NHL debut Oct. 4, 1997 at Boston and notched his first NHL goal/point on his 21st birthday, Dec. 23 at Ottawa.

PERSONAL

Brett and his wife, Candace, have a son, Cail (6) and a daughter, Ava (1)...Lists Paul Coffey as his favorite player growing up...Participates in the Avalanche's "Break The Ice" program, which teaches young kids how to skate...Brett's first job was helping his parents on their farm in Saskatchewan.

STATISTICS

SEASON	TEAM	LEAGUE	REGULAR SEASON										PLAYOFFS				
			GP	G	A	PTS	PIM	+/-	PP	SH	GW	GP	G	A	PTS	PIM	
1994-95	Melville	SJHL	62	19	32	51	77	-	-	-	-	-	-	-	-	-	
1995-96	Univ. of Maine	NCAA	39	7	31	38	22	-	-	-	-	-	-	-	-		
1996-97	Canada	Intl	57	6	21	27	52	-	-	-	-	-	-	-	-		
1997-98	Fredericton	AHL	20	0	6	6	6	-	-	-	-	4	0	1	1	17	
	Montreal	NHL	41	1	0	1	20	-3	0	0	0	-	-	-	-		
1998-99	Montreal	NHL	61	2	2	4	16	-3	0	0	0	-	-	-	-		
	Fredericton	AHL	3	1	0	1	0	-	-	-	-	-	-	-	-		
1999-00	Orlando	IHL	63	9	17	26	31	-	-	-	-	6	0	1	1	0	
	Atlanta	NHL	14	0	1	1	4	-12	0	0	0	-	-	-	-		
2000-01	Orlando	IHL	43	2	9	11	32	-	-	-	-	15	1	6	7	2	
	Atlanta	NHL	28	1	2	3	14	-12	0	0	0	-	-	-	-		
2001-02	Atlanta	NHL	2	0	0	0	0	-3	0	0	0	-	-	-	-		
	Chicago	AHL	42	3	17	20	18	-	-	-	-	-	-	-	-		
	Hershey	AHL	32	7	9	16	12	-	-	-	-	8	0	2	2	6	
2002-03	Hershey	AHL	80	8	27	35	26	-	-	-	-	5	0	4	4	4	
2003-04	Hershey	AHL	64	11	21	32	37	-	-	-	-	-	-	-	-		
	Colorado	NHL	12	1	1	2	6	+3	0	0	0	-	-	-	-		
2004-05	Hershey	AHL	67	7	37	44	54	-	-	-	-	-	-	-	-		
2005-06	Colorado	NHL	80	9	27	36	56	+3	4	0	1	9	2	2	4	2	
2006-07	Colorado	NHL	82	10	29	39	50	+5	4	0	1	-	-	-	-		
2007-08	Colorado	NHL	57	5	16	21	33	+5	1	0	0	-	-	-	-		
2008-09	Colorado	NHL	76	2	10	12	32	-16	0	0	1	-	-	-	-		
NHL TOTALS			453	31	88	119	231	-33	9	0	3	9	2	2	4	2	

VS. NHL

	GP	G	A	PTS	PIM		GP	G	A	PTS	PIM		GP	G	A	PTS	PIM
Anaheim	15	1	2	3	4	Detroit	22	0	4	4	10	Ottawa	11	1	2	3	6
Atlanta	3	0	0	0	2	Edmonton	33	6	9	15	6	Philadelphia	11	2	0	2	4
Boston	10	1	0	1	4	Florida	8	1	2	3	11	Phoenix	17	3	6	9	10
Buffalo	14	0	0	0	4	Los Angeles	18	1	5	6	4	Pittsburgh	9	0	0	0	4
Calgary	31	4	8	12	24	Minnesota	30	1	6	7	20	St. Louis	19	1	4	5	8
Carolina	11	0	1	1	6	Montreal	7	0	1	1	8	San Jose	19	2	5	7	16
Chicago	20	0	5	5	12	Nashville	19	2	2	4	6	Tampa Bay	10	0	3	3	4
Colorado	3	0	0	0	14	New Jersey	10	0	0	0	4	Toronto	11	0	0	0	2
Columbus	16	1	4	5	6	NY Islanders	11	0	2	2	10	Vancouver	30	3	10	13	14
Dallas	18	0	4	4	2	NY Rangers	7	1	2	3	2	Washington	10	0	1	1	4

RECALL

BRETT CLARK

RECALL



10

KYLE CUMISKEY

Defenseman | 5' 10" | 185 lbs. | Shoots: Left
 Born: December 2, 1986 | Birthplace: Abbotsford, B.C.

TRANSACTIONS

Colorado's ninth selection (seventh round, 222nd overall) in 2005 Entry Draft.

CAREER HIGHS

Goals/Game: 1, Jan. 6, 2007 at Minnesota
Assists/Game: 1 (6x), last: Jan. 2, 2008 vs. Phoenix
Points/Game: 1 (7x), last: Jan. 2, 2008 vs. Phoenix
Point Streak: 2 games, Nov. 20-28, 2007
Goal Streak: None
Assist Streak: 2 games, Nov. 20-28, 2007
Consec. Games: 16 games, Nov. 28 - Dec. 29, 2007
Mult. Pt. Games: None
Career Shootouts: No attempts

2008-09 SEASON

Missed the final 33 games of the season after suffering a shoulder injury on his first shift of the night on Jan. 29 vs. Toronto...Underwent season-ending surgery on Feb. 18...Placed on Injured Reserve, Jan. 30 (retroactive to Jan. 29)...Began the year with the Lake Erie Monsters (AHL) but was recalled by Colorado on four occasions throughout the season...Was selected to the AHL All-Star Game after recording 17 points (5g/12a) in 28 games for Lake Erie...Tallied a goal, assist and was +6 for the Canadian All-Stars at the 2009 AHL All-Star Classic on Jan. 26 in Worcester, Mass.

CAREER

2007-08: Dressed in 38 games for the Avalanche, tallying five points (0g/5a)...Opened the year with the Lake Erie Monsters (AHL)...Was recalled by Colorado on Oct. 13 and reassigned that same day...Recorded two points (1g/1a) in five games with the Monsters...Was recalled from Lake Erie for the second time on Oct. 22 and spent the rest of the season in the NHL...Played in 16 straight games from Nov. 28 to Dec. 29...Missed 17 games due to a groin injury, Jan. 12 to Feb. 18...Placed on Injured Reserve, Jan. 30 (retro to Jan. 9) and activated on Feb. 20...Did not dress during the Stanley Cup

Playoffs. **2006-07:** Spent most of the season with Albany of the American Hockey League, where he led all River Rats defensemen in scoring with 33 points in 63 games (7g/26a)...Was recalled by the Avalanche on two occasions, tallying a goal and one assist in nine games with Colorado...Recalled from Albany on Dec. 28...Made his NHL debut on Jan. 1 at Nashville, posting a +1 rating in 11:13 of ice time...Scored his first NHL goal on Jan. 6 at Minnesota (Manny Fernandez)...Recorded his first NHL assist on Jan. 13 at Anaheim...Was reassigned to Albany on Jan. 20...Recalled for a second time on Feb. 27 and reassigned a day later on Feb. 28...Appeared in five playoff games for the River Rats, notching two assists. **2005-06:** Played for Kelowna (WHL) for the third straight season, appearing in 51 games...Finished third among Kelowna defensemen with 30 points (6g/24a)...Five of his six goals came on the power play...Was +15 for the year. **2004-05:** Collected four goals and 36 assists in 72 games with the Kelowna Rockets...His 36 assists tied for second on the team...Finished sixth in the WHL with 25 power-play assists...Tied for second on the club with 13 assists in 24 playoff games as Kelowna won the President's Cup. **Other:** Played for Abbotsford Minor Hockey and the Penticton Junior A club prior to joining Kelowna.

PERSONAL

Resides in his hometown of Abbotsford, B.C., during the offseason...Lists Bobby Orr as the person he would most like to meet...Participates in the Avalanche's Player Clinics, teaching kids the basic fundamentals of hockey...Kyle's first job was in construction...Lists the Seattle Seahawks as his favorite non-hockey team.



STATISTICS

SEASON	TEAM	LEAGUE	GP	REGULAR SEASON								PLAYOFFS				
				G	A	PTS	PIM	+/-	PP	SH	GW	GP	G	A	PTS	PIM
2003-04	Kelowna	WHL	54	2	7	9	20	-	-	-	-	17	0	0	0	0
2004-05	Kelowna	WHL	72	4	36	40	47	-	-	-	-	24	0	13	13	12
2005-06	Kelowna	WHL	51	6	24	30	52	-	-	-	-	12	0	6	6	8
2006-07	Albany	AHL	63	7	26	33	32	-	-	-	-	5	0	2	2	6
	Colorado	NHL	9	1	1	2	2	0	0	0	0	-	-	-	-	-
2007-08	Lake Erie	AHL	5	1	1	2	4	-	-	-	-	-	-	-	-	-
	Colorado	NHL	38	0	5	5	16	-3	0	0	0	-	-	-	-	-
2008-09	Lake Erie	AHL	28	5	12	17	16	-	-	-	-	-	-	-	-	-
	Colorado	NHL	6	0	0	0	0	-2	0	0	0	-	-	-	-	-
NHL TOTALS			53	1	6	7	18	-5	0	0	0	-	-	-	-	-

VS. NHL

	GP	G	A	PTS	PIM		GP	G	A	PTS	PIM		GP	G	A	PTS	PIM
Anaheim	3	0	1	1	2	Detroit	3	0	0	0	0	Ottawa	-	-	-	-	-
Atlanta	1	0	0	0	0	Edmonton	6	0	1	1	6	Philadelphia	1	0	0	0	0
Boston	-	-	-	-	-	Florida	-	-	-	-	-	Phoenix	4	0	1	1	0
Buffalo	-	-	-	-	-	Los Angeles	3	0	0	0	0	Pittsburgh	1	0	0	0	0
Calgary	6	0	2	2	0	Minnesota	5	1	0	1	2	St. Louis	2	0	0	0	2
Carolina	-	-	-	-	-	Montreal	-	-	-	-	-	San Jose	3	0	1	1	2
Chicago	-	-	-	-	-	Nashville	3	0	0	0	0	Tampa Bay	1	0	0	0	0
Colorado	-	-	-	-	-	New Jersey	1	0	0	0	0	Toronto	1	0	0	0	0
Columbus	2	0	0	0	2	NY Islanders	1	0	0	0	0	Vancouver	3	0	0	0	2
Dallas	1	0	0	0	0	NY Rangers	1	0	0	0	0	Washington	1	0	0	0	0





9

MATT DUCHENE

Center | 5' 11" | 200 lbs. | Shoots: Left
 Born: January 16, 1991 | Birthplace: Haliburton, Ontario

TRANSACTIONS

Colorado's first selection (first round, third overall) in 2009 Entry Draft.

CAREER HIGHS

Goals/Game: ---
Assists/Game: ---
Points/Game: ---
Point Streak: ---
Goal Streak: ---
Assist Streak: ---
Consec. Games: ---
Mult. Pt. Games: ---
Shootouts: ---

2008-09 SEASON

Completed his second season with the Brampton Battalion (OHL), finishing third on the team in scoring with 79 points (31g/48a) in 57 games...Ranked second on the club in assists, third in goals and plus/minus (+32) and tied for the team lead in both power-play (12) and short-handed goals (4)...Added 26 points (14g/12a) in 21 playoff games as the Battalion advanced to the OHL Finals...Led the league with six game-winning goals in the postseason... Participated in both the 2009 OHL All-Star Classic and the CHL Top Prospects Game...Voted the "Best Playmaker" and "Best Stickhandler" in the OHL's Eastern Conference Coaches Poll...Captured the Bobby Smith Trophy as the OHL's Scholastic Player of the Year...Was ranked No. 2 among North American skaters in NHL Central Scouting's final rankings for the 2009 Entry Draft.

CAREER

2007-08: Recorded 50 points (30g/20a) in 64 games during his first season with Brampton (OHL)...Ranked second on the team in goals and fifth in points. **Other:** Won a gold medal as a member of Team Canada at the 2008 IIHF World Under-18 Championship in Kazan, Russia, recording eight points (5g/3a) in seven games...Captained Canada's gold-medal-winning team at the 2008 Under-18 Ivan Hlinka tournament in Piestany, Slovakia, totaling five points (1g/4a) in four contests...Also won a gold medal with Team Ontario at the 2008 World Under-17 Challenge, tying for fifth in the tournament with 10 points (4g/6a) in six contests.

PERSONAL

Is the Avalanche's highest draft pick since the team moved to Colorado and the franchise's highest selection since 1991, when the Quebec Nordiques took Eric Lindros first overall...Matt's uncle is Anaheim Ducks assistant coach Newell Brown, who helped coach the Ducks to the Stanley Cup championship in 2007 and was a member of the 1980 Memorial Cup champion Cornwall Royals... His father, Vince, backstopped the Ontario juvenile champion Minden Monarchs in 1984-85.

STATISTICS

SEASON	TEAM	LEAGUE	GP	G	REGULAR SEASON							PLAYOFFS				
					A	PTS	PIM	+/-	PP	SH	GW	GP	G	A	PTS	PIM
2007-08	Brampton	OHL	64	30	20	50	22	-	-	-	-	5	1	1	2	10
2008-09	Brampton	OHL	57	31	48	79	42	-	-	-	-	21	14	12	26	21

FOR THE LATEST NEWS, AND THE MOST IN-DEPTH
COVERAGE OF THE COLORADO AVALANCHE

The screenshot shows the Colorado Avalanche website homepage. At the top, there are navigation links for NETWORK, TEAM SITES, and a search bar. Below this is a banner for 'PERFORMANCE' with logos for NAMM Foundation, Arts, and AG GROUP. A search bar for 'Search the Colorado Avalanche' is visible. The main content area features a large image of two players celebrating, with the text 'INTERNATIONAL TV SCHEDULE' and 'Scheduled To Appear In At Least Nine Nationally Televised Games in 2009-10'. Below this are tabs for SHOOTOUT, TICKETS, NUMBERS GAME, ALTITUDE, and NATIONAL TV. A '14-GAME AVS PACK' advertisement is prominent on the right, stating 'GET OPENING NIGHT FR STARTING AT ONLY \$50 PER MONTH'. Below the main image, there are news snippets: 'CHECKERS' (New ECHL Affiliate), 'MONSTERS' (Open Season Oct. 3), and 'Quinn to Head Lake Erie' (Former BJ associate head coach to lead Monsters in 2009-10). A 'SHOP.NHL.COM' banner is also visible, featuring the Avalanche logo and a red jersey with 'DUCHENE 1'. Navigation links for SCHEDULE, STANDINGS, and STATS are at the bottom right.

LOG ON TO
COLORADOAVALANCHE.COM
THE OFFICIAL WEBSITE OF YOUR COLORADO AVALANCHE



52

ADAM FOOTE

Defenseman | 6' 2" | 220 lbs. | Shoots: Right
 Born: July 10, 1971 | Birthplace: Toronto, Ontario

TRANSACTIONS

Quebec's second choice (second round, 22nd overall) in 1989 Entry Draft...Signed by Columbus as a free agent, Aug. 2, 2005...Acquired by Colorado in exchange for a conditional first-round choice in the 2008 Entry Draft (later traded to Philadelphia – Philadelphia selected Luca Sbisa) and a conditional fourth-round choice (David Savard) in the 2009 Entry Draft, Feb. 26, 2008.

CAREER HIGHS

Goals/Game: 2, March 10, 2004 at Edmonton
Assists/Game: 3 (5x), last: Jan. 11, 2008 vs. St. Louis
Points/Game: 3 (7x), last: Jan. 11, 2008 vs. St. Louis
Point Streak: 5 games, Jan. 4-11, 2004
Goal Streak: 2 games (5x), last: Oct. 26-28, 2005
Assist Streak: 5 games, Jan. 4-11, 2004
Consec. Games: 68 games, Feb. 2 – Dec. 28, 1993
Mult. Pt. Games: 2 pts (36), 3 pts (7)
Career Shootouts: 0-1 (0.0%)

CAREER SUMMARY

Enters his 18th season in the NHL, his 16th with the Avalanche/Nordiques franchise...Member of Colorado's 1996 and 2001 Stanley Cup championship teams...Originally selected by Quebec in the second round (22nd overall) of the 1989 Entry Draft, Foote has appeared in more regular season (853) and playoff games (164) than any other defenseman in franchise history...Only Joe Sakic (1378) sits above him on the overall games-played list...Ranks as the second-highest scoring defenseman in franchise history with 242 points (56g/186a)...Foote's 186 assists are a club record among backliners...Overall, has amassed 291 points (66g/225a) and 1,437 penalty minutes in 1,040 career games...The veteran blueliner is a combined +100 throughout his career...Has represented Team Canada in three Olympics (1998, 2002, 2006)...Helped Canada win the gold medal at the 2002 Winter Olympics in Salt Lake City.

2008-09 SEASON

Tallied seven points (1g/6a) in 42 games during his 17th NHL season...Missed a total of 40 games due to injuries...Reached his 1,000th NHL game on Oct. 12 at Edmonton...Passed Michel Goulet (813) for the second-most games played in franchise history on Oct. 14 at Calgary...Was injured in the second period on Nov. 22 at Los Angeles and did not return (upper back / knee)...Missed a total of nine games from Nov. 24-Dec. 9...Became the franchise leader in career assists by a defenseman (182) on Dec. 12 vs. Chicago...Missed 17 games after injuring his tricep muscle on Jan. 4 vs. Minnesota...Placed on IR, Jan. 6 (retroactive to Jan. 4) and activated on Feb. 15...Recorded a season-high two points (1g/1a, +4), including his first goal in 106 games, Feb. 20 at Washington...Missed the final 14 games of the season after suffering a head injury on March 12 vs. Minnesota.

CAREER

2007-08: Was acquired by the Avalanche at the trade deadline, re-joining the franchise after two-plus seasons in Columbus...Skated in 12 games for Colorado (0g/1a), with the Avs posting a 9-2-1 record in those games...Appeared in a combined 75 games between the Avalanche and Blue Jackets, notching 16 points (1g/15a) and 107 penalty minutes...Made his return to the Avalanche on Feb. 26 at Calgary, logging 18:30 of ice time in just over two periods after arriving from Columbus...It was his first regular season game with the franchise since April 4, 2004 vs. Nashville...Missed seven of 10 games due to a hip injury, March 8-26...Served as team captain of the Blue Jackets during the 2007-08 season...Played in 63 games for Columbus (1g/14a) and was leading the club in ice time (24:01) prior to the trade. **PLAYOFFS:** Appeared in all 10 postseason games for Colorado, finishing second on the squad in average time on ice (21:14). **2006-07:** Led the Blue Jackets



STATISTICS

SEASON	TEAM	LEAGUE	GP	REGULAR SEASON							PLAYOFFS					
				G	A	PTS	PIM	+/-	PP	SH	GW	GP	G	A	PTS	PIM
1988-89	Sault Ste. Marie	OHL	66	7	31	38	120	-	-	-	-	-	-	-	-	
1989-90	Sault Ste. Marie	OHL	61	12	43	55	199	-	-	-	-	-	-	-	-	
1990-91	Sault Ste. Marie	OHL	59	18	51	69	93	-	-	-	-	14	5	12	17	28
1991-92	Halifax	AHL	6	0	1	1	2	-	-	-	-	-	-	-	-	
	Quebec	NHL	46	2	5	7	44	-4	0	0	0	-	-	-	-	
1992-93	Quebec	NHL	81	4	12	16	168	+6	0	1	0	6	0	1	1	2
1993-94	Quebec	NHL	45	2	6	8	67	+3	0	0	0	-	-	-	-	
1994-95	Quebec	NHL	35	0	7	7	52	+17	0	0	0	6	0	1	14	
1995-96	Colorado	NHL	73	5	11	16	88	+27	1	0	1	22	1	3	4	36
	Canada	W-Cup	8	1	0	1	16	-	-	-	-	-	-	-	-	
1996-97	Colorado	NHL	78	2	19	21	135	+16	0	0	0	17	0	4	4	62
1997-98	Colorado	NHL	77	3	14	17	124	-3	0	0	1	7	0	0	0	23
	Canada	Olympics	6	0	1	1	4	-	-	-	-	-	-	-	-	
1998-99	Colorado	NHL	64	5	16	21	92	+20	3	0	0	19	2	3	5	24
1999-00	Colorado	NHL	59	5	13	18	98	+5	1	0	2	16	0	7	7	28
2000-01	Colorado	NHL	35	3	12	15	42	+6	1	1	1	23	3	4	7	47
2001-02	Colorado	NHL	55	5	22	27	55	+7	1	1	0	21	1	6	7	28
	Canada	Olympics	6	1	0	1	2	-	-	-	-	-	-	-	-	
2002-03	Colorado	NHL	78	11	20	31	88	+30	3	0	2	6	0	1	1	8
2003-04	Colorado	NHL	73	8	22	30	87	+13	5	0	1	11	0	4	4	10
	Canada	W-Cup	6	0	3	3	0	-	-	-	-	-	-	-	-	
2004-05							-- DNP --									
2005-06	Columbus	NHL	65	6	16	22	89	-16	2	2	1	-	-	-	-	
	Canada	Olympics	6	0	1	1	6	-	-	-	-	-	-	-	-	
2006-07	Columbus	NHL	59	3	9	12	71	-17	2	0	0	-	-	-	-	
2007-08	Columbus	NHL	63	1	14	15	95	+3	0	1	0	-	-	-	-	
	Colorado	NHL	12	0	1	1	12	-1	0	0	0	10	0	0	0	6
2008-09	Colorado	NHL	42	1	6	7	30	-12	0	0	1	-	-	-	-	
NHL TOTALS			1040	66	225	291	1437	+100	19	6	10	164	7	34	41	288

VS. NHL

	GP	G	A	PTS	PIM		GP	G	A	PTS	PIM		GP	G	A	PTS	PIM
Anaheim	46	5	4	9	65	Detroit	52	3	11	14	74	Ottawa	30	0	8	8	57
Atlanta	8	0	0	0	4	Edmonton	61	5	13	18	91	Philadelphia	27	2	3	5	28
Boston	32	1	5	6	37	Florida	18	0	7	7	32	Phoenix	41	3	5	8	49
Buffalo	29	1	4	5	61	Los Angeles	53	6	13	19	48	Pittsburgh	25	2	3	5	45
Calgary	65	3	18	21	74	Minnesota	33	3	11	14	42	St. Louis	54	5	17	22	74
Carolina	28	2	4	6	50	Montreal	31	0	4	4	77	San Jose	48	3	13	16	48
Chicago	55	3	19	22	47	Nashville	38	3	13	16	80	Tampa Bay	19	1	2	3	28
Colorado	10	0	1	1	12	New Jersey	26	2	1	3	31	Toronto	22	2	3	5	54
Columbus	15	3	7	10	14	NY Islanders	20	1	2	3	16	Vancouver	62	2	15	17	96
Dallas	42	1	8	9	50	NY Rangers	25	2	4	6	26	Washington	25	2	7	9	27





in ice time for the second-straight season at 24:44... Missed the final 17 games with an ankle injury suffered March 2 at Dallas. **2005-06:** Named the fourth team captain in Blue Jackets history on Dec. 6...Had 22 points (6g/16a) in 65 games during his first season with Columbus...Led the club in ice time (24:33) and short-handed goals (2)...Made his Blue Jackets debut on Oct. 5 at Washington, which was also his 800th NHL game...Scored a short-handed goal in overtime on Oct. 26 vs. Nashville...Missed four games due to a groin injury on two occasions (Nov. 25-Dec. 1 and Dec. 15-21)...Sat out nine games due to a hip injury, Dec. 30-Jan. 16. **2003-04:** Matched his career high with 22 assists in 73 games for the Avalanche...Compiled a career-best five-game assist/point streak from Jan. 4-11...Scored a career-high two goals, including the overtime winner, on March 10 at Edmonton. **PLAYOFFS:** Led all Avalanche skaters in time on ice during the playoffs with an average of 25:21...Assist on Marek Svatos' overtime winner in Game Four of the Western Conference Quarterfinals at Dallas on April 14...Collected two assists in Game Five (WCQF) on April 17. **2002-03:** Established career highs in goals (11) and points (31) with Colorado...Posted a career-best +30 plus/minus rating...Recorded his 200th NHL point on March 22 vs. Chicago...Suffered a groin injury Dec. 3 vs. Calgary and missed two games...Sat out two games with a hamstring injury from March 3-7. **PLAYOFFS:** Missed Game Six (WCQF) at Minnesota with a broken foot...Returned to the lineup for Game Seven. **2001-02:** Missed the first 16 games of the season recovering from off-season shoulder surgery (returned to action Nov. 8 at Ottawa)...Scored the Avs' fastest goal to begin a game for the season on Jan. 21 vs. Buffalo (0:28)...Also teamed with Chris Drury for the fastest two goals of the season (0:09) on Jan. 23 at Edmonton, equaling a franchise record. **PLAYOFFS:** Ranked second in blocked shots during the playoffs with 55...Team-high 13 hits in Game Three (WCF) against Detroit. **2000-01:** Missed a total of 47 games due to injury...Sat out 12 games (Nov. 22-Dec. 19) with a right heel stress fracture...Missed 35 games with a separated right shoulder suffered Jan. 4 vs. San Jose. **PLAYOFFS:** Appeared in all 23 playoff games for the Stanley Cup champions...Became the franchise's all-time leader in postseason games with 116...Scored the tying goal at 9:52 of the third period in Game Three (CQF) at Vancouver on April 16...Skated in his 100th career playoff game on April 30 at Los Angeles (Game Three, WCSF)...Scored the winning goal and tied his career playoff high with three points (1g/2a) in Game Six of the Stanley Cup Finals at New Jersey (June 7). **1999-00:** Played in his 500th NHL game in the season opener on Oct. 5 at Nashville...Missed 23 games due to injury...Suffered a bruised shoulder on Oct. 21 at Ottawa (missed six contests)...Suffered bruised ribs Nov. 17 vs. Florida, forcing him to sit out eight games...

Injured his groin on Feb. 10 vs. Calgary and missed six games. **PLAYOFFS:** Set personal highs in assists (7) and points (7) during the postseason...Finished third among NHL defensemen with 61 hits...Suffered an eye injury in Game Two (WCF) at Dallas on May 15, forcing him to sit out Game Three. **1998-99:** Ranked first among Avalanche defensemen in plus/minus with a +20 rating...Missed 15 games due to an injured elbow. **PLAYOFFS:** Appeared in all 19 postseason games for Colorado...Posted a +4 rating in Game Five of the Conference Finals on May 30 at Dallas. **1997-98:** Appeared in 77 games for Colorado. **PLAYOFFS:** Skated in all seven contests against Edmonton (WCQF). **1996-97:** Led Avalanche defensemen in plus/minus with a +16 rating (tied for second on the team overall)...Was "plus" or "even" in 60 of 78 games played. **PLAYOFFS:** Finished tied for first among Avs defensemen with a +3 rating during the postseason. **1995-96:** Skated in 73 games during the franchise's first season in Denver...Missed the first two games of the year due to a broken wrist. **PLAYOFFS:** Helped the Avalanche capture its first Stanley Cup...Appeared in all 22 games and finished tied for second in the league in plus/minus (+11). **1992-93:** Played in a career-high 81 games during his first full season in the NHL...Set a career best with 168 penalty minutes. **PLAYOFFS:** Made his Stanley Cup Playoffs debut in Game One of the Adams Division Semifinals vs. Montreal (April 18). **1991-92:** Made his NHL debut on Oct. 19 vs. Detroit...Collected his first assist/point on Nov. 21 vs. Montreal and scored his first goal on Jan. 14 vs. Calgary (against Mike Vernon). **1990-91:** Named to the Ontario Hockey League's First All-Star Team with Sault Ste. Marie.

INTERNATIONAL

Has represented Canada in three Olympics (1998, 2002, 2006)...Competed in his third-straight Winter Games in 2006, tallying one assist in six contests...Helped Canada win the gold medal at the 2002 Olympics in Salt Lake City...Made his Olympic debut for Team Canada at the 1998 Winter Games in Nagano, Japan...Won a gold medal and was named to the All-Tournament Team at the 2004 World Cup of Hockey...Led all players with a +7 rating and collected three assists...Also represented Canada at the 1996 World Cup of Hockey.

PERSONAL

Adam and his wife, Jennifer, have two sons, Callan (11) and Nolan (9)...Nickname is "Footer" or "Footie"...Spends his off-seasons in Toronto...His charity organization, the Foote Foundation, supports numerous charities, including breast cancer awareness...Hockey idol growing up was Borje Salming...Favorite sport other than hockey is lacrosse.





39

T.J. GALIARDI

Left Wing | 6' 2" | 190 lbs. | Shoots: Left
 Born: April 22, 1988 | Birthplace: Calgary, Alberta

TRANSACTIONS

Colorado's fourth selection (second round, 55th overall) in 2007 Entry Draft.

CAREER HIGHS

Goals/Game: 2, April 5, 2009 at Vancouver
Assists/Game: 1, April 9, 2009 vs. Dallas
Points/Game: 2, April 5, 2009 at Vancouver
Point Streak: None
Goal Streak: None
Assist Streak: None
Consec. Games: 11, March 11, 2009 - present
Mult. Pt. Games: 2 pts (1)
Shootouts: No attempts

2008-09 SEASON

Dressed in each of the final 11 games for the Avalanche, tallying three goals and one assist...Was recalled from Lake Erie (AHL) on March 19 and made his NHL debut that night against Edmonton...Scored his first NHL goal on March 27 vs. Vancouver...Recorded his first career multi-goal game on April 5 at Vancouver...Collected his first career assist on April 9 vs. Dallas...Finished fourth on the Lake Erie Monsters in scoring with 27 points (10g/17a) in 66 games...Tied for third on the club in assists and was fifth in goals.

CAREER

2007-08: Finished second among Western Hockey League rookies in scoring with 70 points (18g/52a) in 72 games for the Calgary Hitmen...Led Calgary in assists and ranked fourth in points...Galiardi's 52 assists also led all WHL rookies...Posted a +31 plus/minus rating for the season, second best on the club...Went on to lead the WHL in playoff scoring with 24 points (5g/19a) in 16 postseason games for the Hitmen. **2006-07:** Was named to the ECAC All-Rookie Team as a freshman at Dartmouth College...Finished second on the team in scoring with 31 points (14g/17a) in 33 games...Only fellow Avs draft pick David Jones (44) recorded more points for the Big Green...Finished tied for second on the club in goals and ranked third in assists...Led Dartmouth in power-play goals with eight...His 31 points tied him for second among ECAC freshmen, while his eight PPG led all conference rookies...Was named ECACHL Rookie of the Week for Nov. 27. **2005-06:** Played for the Calgary Royals of the AJHL, notching 56 points (19g/37a)...Was named an AJHL South All-Star.

PERSONAL

T.J. resides in Calgary during the offseason.

STATISTICS

SEASON TEAM	LEAGUE	GP	REGULAR SEASON										PLAYOFFS						
			G	A	PTS	PIM	+/-	PP	SH	GW	GP	G	A	PTS	PIM				
2006-07	Dartmouth	ECAC	33	14	17	31	30	-	-	-	-	-	-	-	-	-	-	-	-
2007-08	Calgary	WHL	72	18	52	70	77	-	-	-	-	-	16	5	19	24	20	-	-
2008-09	Lake Erie	AHL	66	10	17	27	32	-	-	-	-	-	-	-	-	-	-	-	-
	Colorado	NHL	11	3	1	4	6	-4	0	0	0	-	-	-	-	-	-	-	-
NHL TOTALS			11	3	1	4	6	-4	0	0	0	-	-	-	-	-	-	-	-

VS. NHL

	GP	G	A	PTS	PIM		GP	G	A	PTS	PIM		GP	G	A	PTS	PIM
Anaheim	2	0	0	0	0	Phoenix	1	0	0	0	2	San Jose	2	0	0	0	0
Dallas	1	0	1	1	2	St. Louis	1	0	0	0	2	Vancouver	3	3	0	3	0
Edmonton	1	0	0	0	0												



CELEBRATING TEN YEARS OF MEMORIES

PEPSI CENTER
PLAZA of FAME
BUILT BY TRADITION. CEMENTED IN MEMORIES.

OPENING IN THE FALL OF 2009, THE PEPSI CENTER PLAZA OF FAME
HONORS AND CELEBRATES 10 YEARS OF MEMORIES PLAYED HERE.



22

SCOTT HANNAN

Defenseman | 6' 1" | 225 lbs. | Shoots: Left
 Born: January 23, 1979 | Birthplace: Richmond, B.C.

TRANSACTIONS

San Jose's second choice (first round, 23rd overall) in 1997 Entry Draft...Signed by Colorado as a free agent, July 1, 2007.

CAREER HIGHS

Goals/Game: 1 (28x), last: March 22, 2009 at SJ
Assists/Game: 2 (10x), last: Dec. 9, 2007 vs. St. Louis
Points/Game: 3, Jan. 10, 2006 at Boston
Point Streak: 3 games (3x), last: March 16-21, 2007
Goal Streak: None
Assist Streak: 3 games (2x), last: Dec. 23-28, 2005
Consec. Games: 162, Feb. 19, 2003 - Feb. 28, 2006
Mult. Pt. Games: 2 pts (16), 3 pts (1)
Career Shootouts: No attempts

2008-09 SEASON

Led the Avalanche in ice time at 22:22 per game... Also ranked first on the club in even-strength time on ice (18:19)...Appeared in 81 of 82 games...Finished second on the Avs with 162 blocked shots...Reached his 600th NHL game on Oct. 30 vs. Columbus...Did not dress on Nov. 6 vs. Minnesota (illness), the first regular season game he has missed since joining the Avalanche...Scored his only goal of the season on March 22 at San Jose, his first tally in 86 games...Logged a career-high 32:33 of ice time on April 7 at San Jose, the most minutes by an Avalanche player in a regular season game since Adam Foote played 33:27 on Feb. 6, 2003 at Detroit.

CAREER

2007-08: One of only two Avalanche players to skate in all 82 games...Led Colorado in even-strength time on ice (19:02) and was second in overall ice time at 22:40...First on the Avalanche in blocked shots with 153...Was +10 over his last 54 games after starting the year -15 through his first 28 contests. PLAYOFFS: Registered one assist in nine playoff contests...Missed a playoff game for the first time in his career when he sat out Game Two (CSF) at Detroit due to a foot injury. **2006-07:** Established a new career high in assists (20) and tied his career best in points (24)

with San Jose...Led the Sharks in average ice time (22:49) and blocked shots (140)...Ranked ninth in the NHL in even-strength ice time at 17:53...Played in his 500th NHL game on March 18 at Colorado...Recorded his 100th career assist on March 13 against Chicago. PLAYOFFS: Appeared in all 11 playoff games and led the Sharks with 33 penalty minutes and 21 blocked shots...Had an assist in the final two games of the WCQF against the Predators, including a helper on the series-clinching goal in Game 5 (April 20) at Nashville. **2005-06:** Sharks alternate captain established a career high with 24 points and tied his career-best with six goals...Led all NHL skaters in even-strength ice time (17:31)...Led San Jose in average ice time per game (24:34)...Played in 162 consecutive games from Feb. 19, 2003 to Feb. 28, 2006...Appeared in 400th NHL game on Feb. 4 vs. Anaheim...Set a career high with three points (1g/2a) at Boston on Jan. 10. PLAYOFFS: Recorded one assist in 11 postseason games. **2004-05:** Did not play. **2003-04:** Appeared in all 82 games and led the Sharks in average ice time (23:39)...Played in 300th NHL game Dec. 22 vs. Anaheim. PLAYOFFS: Tied for first among Sharks defensemen in scoring with six points (1g/5a) during the 2004 playoffs...Led the club in average ice time (26:38)...Scored the winning goal (first career playoff goal) in Game One of the WCSF vs. Colorado on April 22. **2002-03:** Led San Jose in average ice time (24:15) and was second among team defensemen in points with 22...Played in his 200th NHL game Nov. 11 vs. N.Y. Rangers. **2001-02:** Was +10 and had 14 points in 75 games for the Sharks. PLAYOFFS: Registered two assists in Game 3 win at Phoenix (WCQF) on April 22. **2000-01:** Appeared in 75 games during his first full NHL season...Played in his 100th NHL game March 18 vs. Detroit...Scored first career GWG (also his first career OT goal) in 3-2 OT win Nov. 30 vs. Anaheim. PLAYOFFS: Led the Sharks in average ice time (25:09)...Posted second career playoff assist and led all players with six shots in Game 3 of WCQF vs. St. Louis April 16. **1999-00:** Tied for second on San Jose in plus/minus with a +7 rating...Scored first NHL goal Feb. 18 at Anaheim. PLAYOFFS: Registered



SCOTT HANNAN

first playoff assist in his first playoff game May 7 at Dallas (WCSF). **1998-99:** Collected two assists in his NHL debut with the Sharks in Japan on Oct. 9 against Calgary...Played five games with the Sharks before returning to Kelowna...Named to WHL's Western Conference First All-Star Team and played in the WHL All-Star Game...Named Kelowna's MVP and best defenseman...Made his AHL debut with Kentucky on April 16 vs. Cincinnati.

medal-winning squad at the 2005 IIHF World Championship...Invited to Team Canada's Development Camp for the 2006 Winter Olympics.

PERSONAL

Scott and his wife, Kristina, reside in Kelowna, B.C., during the offseason...Is involved with Garth Brooks' "Teammates For Kids"...Scott co-hosted a sled hockey clinic at Pepsi Center in October of 2007 in conjunction with the National Sports Center for the Disabled (NSCD)...Hockey idol is former Rangers and Vancouver defenseman Doug Lidster...Lists the B.C. Lions as his favorite non-hockey team.

INTERNATIONAL

Skated for gold medal-winning Team Canada at the 2004 World Cup of Hockey and the silver

STATISTICS

SEASON	TEAM	LEAGUE	REGULAR SEASON										PLAYOFFS					
			GP	G	A	PTS	PIM	+/-	PP	SH	GW	GP	G	A	PTS	PIM		
1994-95	Surrey	BCAHA	70	54	54	108	200	-	-	-	-	-	-	-	-	-	-	-
	Tacoma	WHL	2	0	0	0	0	-	-	-	-	-	-	-	-	-	-	-
1995-96	Kelowna	WHL	69	4	5	9	76	-	-	-	-	6	0	1	1	4	-	-
1996-97	Kelowna	WHL	70	17	26	43	101	-	-	-	-	6	0	0	0	8	-	-
1997-98	Kelowna	WHL	47	10	30	40	70	-	-	-	-	7	2	7	9	14	-	-
1998-99	San Jose	NHL	5	0	2	2	6	0	0	0	0	-	-	-	-	-	-	-
	Kelowna	WHL	47	15	30	45	92	-	-	-	-	6	1	2	3	14	-	-
1999-00	Kentucky	AHL	2	0	0	0	2	-	-	-	-	12	0	2	2	10	-	-
	Kentucky	AHL	41	5	12	17	40	-	-	-	-	-	-	-	-	-	-	-
	San Jose	NHL	30	1	2	3	10	+7	0	0	0	1	0	1	1	0	-	-
2000-01	San Jose	NHL	75	3	14	17	51	+10	0	0	1	6	0	1	1	6	-	-
2001-02	San Jose	NHL	75	2	12	14	57	+10	0	0	1	12	0	2	2	12	-	-
2002-03	San Jose	NHL	81	3	19	22	61	0	1	0	0	-	-	-	-	-	-	-
2003-04	San Jose	NHL	82	6	15	21	48	+10	0	0	0	17	1	5	6	22	-	-
	Canada	W-Cup	5	0	1	1	4	-	-	-	-	-	-	-	-	-	-	-
2004-05	Canada	WC	9	0	0	0	8	-	-	-	-	-	-	-	-	-	-	-
2005-06	San Jose	NHL	81	6	18	24	58	+7	2	0	1	11	0	1	1	6	-	-
2006-07	San Jose	NHL	79	4	20	24	38	+1	0	1	1	11	0	2	2	33	-	-
2007-08	Colorado	NHL	82	2	19	21	55	-5	0	0	0	9	0	1	1	4	-	-
2008-09	Colorado	NHL	81	1	9	10	26	-21	0	0	0	-	-	-	-	-	-	-
NHL TOTALS			671	28	130	158	410	+19	3	1	4	67	1	13	14	83	-	-

VS. NHL

	GP	G	A	PTS	PIM		GP	G	A	PTS	PIM		GP	G	A	PTS	PIM
Anaheim	48	4	12	16	42	Detroit	34	1	2	3	16	Ottawa	6	0	1	1	2
Atlanta	10	1	6	7	2	Edmonton	38	3	5	8	16	Philadelphia	10	0	2	2	8
Boston	9	1	2	3	0	Florida	11	0	2	2	6	Phoenix	48	5	11	16	41
Buffalo	8	0	0	0	8	Los Angeles	45	0	16	16	32	Pittsburgh	8	0	1	1	2
Calgary	40	1	7	8	18	Minnesota	37	2	8	10	11	St. Louis	32	0	6	6	20
Carolina	11	0	1	1	10	Montreal	7	0	2	2	2	San Jose	8	1	1	2	4
Chicago	32	0	11	11	12	Nashville	31	0	4	4	26	Tampa Bay	12	1	2	3	4
Colorado	28	1	4	5	20	New Jersey	8	0	2	2	4	Toronto	6	2	0	2	2
Columbus	30	2	10	12	14	NY Islanders	11	0	2	2	8	Vancouver	38	1	4	5	37
Dallas	46	2	4	6	20	NY Rangers	10	0	1	1	11	Washington	9	0	1	1	12

SCOTT HANNAN



23

MILAN HEJDUK

Right Wing | 6' 0" | 190 lbs. | Shoots: Right
 Born: February 14, 1976 | Birthplace: Usti-nad Labem, Czech Rep.

TRANSACTIONS

Quebec's sixth choice (fourth round, 87th overall) in 1994 Entry Draft.

CAREER HIGHS

Goals/Game: 3 (5x), last: Dec. 9, 2007 vs. St. Louis

Assists/Game: 4, March 28, 1999 vs. Los Angeles

Points/Game: 6, Dec. 9, 2007 vs. St. Louis (3g/3a)

Point Streak: 13 games, Feb. 11 - March 7, 2003
 13 games, Dec. 6, 2002 - Jan. 2, 2003

Goal Streak: 7 games, Feb. 11-23, 2003

Assist Streak: 7 games, Nov. 15 - Dec. 1, 2000

Consec. Games: 205, Oct. 10, 1998 - Jan. 6, 2001

Multi Pt. Games: 2 pts (123), 3 pts (37), 4 pts (4),
 5 pts (1), 6 pts (1)

Career Shootouts: 12-33 (36.4%)

Penalty Shots: 3-for-3

CAREER SUMMARY

Won a Stanley Cup with Colorado in 2001... Captured the franchise's first-ever Maurice "Rocket" Richard Trophy as the NHL's leading goal scorer in 2002-03...Co-winner of the 2003 Bud Light Plus/Minus Award...Named to the NHL's Second All-Star Team in 2002-03...Was a Calder Trophy finalist and a member of the NHL All-Rookie Team in 1998-99...Has competed in three All-Star Games: 2000, 2001 and 2009...Ranks fourth in franchise history in both games played (783) and goals (312), and is fifth in points (657)...Is the franchise's all-time leader in regular season overtime goals with nine... With 52 career game-winning tallies, ranks second in franchise history behind only Joe Sakic (86)...Also ranks among the club's all-time leaders in assists (345 - 6th) and power-play goals (114 - 4th)...Has scored 298 goals since the start of the 1999-2000 season, the fourth highest total in the NHL behind Jarome Iginla (347), Marian Hossa (324) and Jaromir Jagr (301)...Twice named NHL Player of the Week, March 31-April 6, 2003 and Jan. 19-25, 2004, and was the NHL's First Star of the Week for Dec. 3-9, 2007...Has scored more goals at Pepsi Center (156)

than any other player since the building opened in 1999-2000...Is a combined +137 in his career... In franchise playoff history, Hejduk sits fifth all-time in games (109), fourth in both goals (33) and points (75), and fifth in assists (42)...A three-time Olympian, Hejduk captured a gold medal with the Czech Republic at the 1998 Winter Games in Nagano, Japan and a bronze medal at the 2006 Olympics in Torino, Italy.

2008-09 SEASON

Led the Avalanche with 27 goals, the second straight year and fifth time in his career that he's paced the club in goals...Tied Ryan Smyth for the team lead in points with 59...Was the only Colorado player to appear in all 82 games...Owns a streak of 153 consecutive games, the longest active streak on the team...Shared the club lead with 10 power-play goals and finished second in both assists (32) and shots-on-goal (211)...Was selected to his third NHL All-Star Game and collected three points (1g/2a) at the 2009 All-Star Game on Jan. 25 in Montreal... Reached the 20-goal mark for the ninth consecutive season, the fourth longest streak in franchise history...Participated in all 13 shootouts for the Avalanche, going 6-for-13 (46.2%)...Scored his 300th NHL goal on Jan. 18 vs. Calgary...Became the fourth player in franchise history to reach 300 goals, joining Joe Sakic, Michel Goulet and Peter Stastny...He and Smyth reached the 300-goal milestone on the same night, becoming only the second teammates in NHL history to do so in the same game (Detroit's Danny Gare and Ivan Boldirev, Feb. 26, 1983 vs. NY Islanders)...Tallied his 600th career point in the season opener against Boston on Oct. 9...Scored a penalty shot goal on Oct. 12 at Edmonton, improving to 3-for-3 in career penalty shot attempts...Scored a goal in four straight games, Jan. 29 - Feb. 5, the longest goal streak by an Avalanche player in 2008-09...Moved into fifth place on the franchise's all-time scoring list on Feb. 5 vs. Dallas, passing Anton Stastny (636).



STATISTICS

SEASON	TEAM	LEAGUE	REGULAR SEASON										PLAYOFFS				
			GP	G	A	PTS	PIM	+/-	PP	SH	GW	GP	G	A	PTS	PIM	
1993-94	Pardubice	Czech.	22	6	3	9	-	-	-	-	-	10	5	1	6	-	
1994-95	Pardubice	Czech.	43	11	13	24	6	-	-	-	-	6	3	1	4	-	
	Czech Rep.	WJC	7	1	3	4	14	-	-	-	-	-	-	-	-	-	
1995-96	Pardubice	Czech.	37	13	7	20	-	-	-	-	-	-	-	-	-	-	
	Czech Rep.	WJC	6	0	0	0	0	-	-	-	-	-	-	-	-	-	
1996-97	Pardubice	Czech.	51	27	11	38	10	-	-	-	10	6	0	6	27		
1997-98	Pardubice	Czech.	48	26	19	45	20	-	-	-	3	0	0	0	2		
	Czech Rep.	Olympics	4	0	0	0	2	-	-	-	-	-	-	-	-		
	Czech Rep.	WC	1	0	0	0	0	-	-	-	-	-	-	-	-		
1998-99	Colorado	NHL	82	14	34	48	26	+8	4	0	5	16	6	6	12	4	
1999-00	Colorado	NHL	82	36	36	72	16	+14	13	0	9	17	5	4	9	6	
2000-01	Colorado	NHL	80	41	38	79	36	+32	12	1	9	23	7	16	23	6	
2001-02	Colorado	NHL	62	21	23	44	24	0	7	1	5	16	3	3	6	4	
	Czech Rep.	Olympics	4	1	0	1	0	-	-	-	-	-	-	-	-	-	
2002-03	Colorado	NHL	82	50	48	98	32	+52	18	0	4	7	2	2	4	2	
	Czech Rep.	WC	7	5	1	6	2	-	-	-	-	-	-	-	-	-	
2003-04	Colorado	NHL	82	35	40	75	20	+19	16	0	6	11	5	2	7	0	
2004-05	Pardubice	Czech.	48	25	26	51	14	-	-	-	16	6	2	8	6		
	Czech Rep.	W-Cup	4	3	2	5	2	-	-	-	-	-	-	-	-		
2005-06	Colorado	NHL	74	24	34	58	24	+13	14	1	2	9	2	6	8	2	
	Czech Rep.	Olympics	8	2	1	3	2	-	-	-	-	-	-	-	-	-	
2006-07	Colorado	NHL	80	35	35	70	44	+10	12	1	6	-	-	-	-	-	
2007-08	Colorado	NHL	77	29	25	54	36	+8	8	1	4	10	3	3	6	4	
2008-09	Colorado	NHL	82	27	32	59	16	-19	10	1	2	-	-	-	-	-	
NHL TOTALS			783	312	345	657	274	+137	114	6	52	109	33	42	75	28	

VS. NHL

	GP	G	A	PTS	PIM		GP	G	A	PTS	PIM		GP	G	A	PTS	PIM
Anaheim	39	14	15	29	12	Detroit	38	13	13	26	14	Ottawa	12	1	3	4	6
Atlanta	10	7	6	13	2	Edmonton	61	23	26	49	14	Philadelphia	13	10	2	12	2
Boston	13	8	5	13	4	Florida	12	3	9	12	4	Phoenix	39	11	11	22	6
Buffalo	12	4	7	11	2	Los Angeles	37	15	28	43	10	Pittsburgh	13	9	6	15	2
Calgary	60	24	25	49	14	Minnesota	49	16	23	39	18	St. Louis	38	16	15	31	22
Carolina	11	8	4	12	10	Montreal	11	7	2	9	4	San Jose	39	16	16	32	18
Chicago	38	15	19	34	26	Nashville	37	11	19	30	10	Tampa Bay	13	5	6	11	2
Colorado	-	-	-	-	-	New Jersey	13	4	10	14	0	Toronto	9	6	1	7	2
Columbus	31	8	21	29	14	NY Islanders	12	3	5	8	4	Vancouver	61	35	23	58	24
Dallas	37	11	15	26	18	NY Rangers	14	6	5	11	8	Washington	11	3	5	8	2



MILAN HEJDUK

MILAN HEJDUK

MILAN HEJDUK



CAREER

2007-08: Led the Avalanche with 29 goals in 77 games...Also led the team in power-play goals (8) and shots (205)...Finished third on the Avs in scoring with 54 points...Missed four straight games and five of six due to a back injury from Oct. 16-28...Was named the NHL's First Star of the Week for Dec. 3-9...Led all scorers with nine points during the week, tallying five goals and four assists in four games...Recorded a career-high six points (3g/3a), including his fifth career hat trick, on Dec. 9 vs. St. Louis...Hejduk's six points were the most by an Avalanche player since Peter Forsberg also had six on Jan. 1, 2003 at Nashville...Scored his 100th career power-play goal during his six-point night and also surpassed 300 career assists...Moved into fifth place on the franchise's all-time games played list with his 697th career game on March 26 vs. Vancouver...Appeared in his 700th NHL game on April 1 at Vancouver. **PLAYOFFS:** Ranked second on the team in goals (3) and was third in points (6) during the 2008 postseason...Appeared in his 100th career playoff game in Game One (CQF) at Minnesota on April 9...Scored the tying goal with 44 seconds remaining in Game Two (CQF) at Minnesota on April 11. **2006-07:** Reached the 30-goal mark for the fifth time in his career, finishing second on the team with 35 goals...Ranked fourth on the Avalanche in both assists (35) and points (70)...Shared the team lead with six game-winning goals...Finished second on the Avs in shots with a career-high 257...Was also second on the team in power-play goals (12) and plus/minus (+10)...Missed one game because of the flu, Nov. 25 vs. Vancouver...Suffered a nose injury on Dec. 9 vs. Los Angeles, forcing him to sit out one game (Dec. 11 vs. Carolina)...Notched his 500th career point with a goal on Jan. 9 vs. Detroit...Became the first NHL player among those who have entered the league since the start of the 1998-99 season to reach 500 points...Recorded his third career hat trick on Feb. 15 at Calgary...Appeared in his 600th NHL game on Feb. 17 at Calgary...Scored a goal in five consecutive games, March 4-14, the first Avalanche player to score in five straight games since Hejduk himself did it in 2002-03...Tied a franchise record for fastest overtime goal when he scored 19 seconds into OT on March 18 vs. San Jose...It was his ninth career regular season overtime goal, most in franchise history...Recorded his fourth career hat trick and had a career-high 10 shots on April 5 at Vancouver. **2005-06:** Led the Avalanche in power-play goals (14) for the third consecutive season; first franchise player to do that since Michel Goulet led the Nordiques for five straight years from 1984-88...Was a team-best +13...Missed the entire preseason and the first six games of the regular season after undergoing arthroscopic knee surgery on Sept. 20...Tallied two goals with one assist in his season debut Oct. 21 at Edmonton...Scored his 200th career goal on Oct. 27 vs. Vancouver,

becoming the sixth player in franchise history to reach that mark...Played in his 500th NHL game on Dec. 23 at Minnesota...Became the first player to score 100 goals at Pepsi Center, notching his 100th goal at that building on Jan. 17 vs. Toronto...Left after a collision in the first period on Feb. 2 at Nashville (neck)...Missed one game, Feb. 4 vs. Detroit...Scored his 217th career goal on March 13 at Calgary, passing Peter Forsberg for fifth place in franchise history...Sat out the March 25th game at St. Louis because of the flu. **PLAYOFFS:** Finished third on the team with eight points during the 2006 postseason...Tied for the club lead with a +3 rating...Collected seven points (2g/5a) in the Conference Quarterfinals against Dallas...Set a career playoff-high with four points in Game Two (CQF) at Dallas on April 24, scoring a goal with three assists...Assisted on Brett Clark's tying goal late in the third period that night and also assisted on Joe Sakic's game-winner in overtime. **2004-05:** Was second in the Czech league with 51 points (25g/26a) for Pardubice. **2003-04:** Led the Avalanche in goals (35), power-play goals (16) and game-winners (6)...Finished second on the team in shots (237) and plus/minus (+19) and was third in both assists (40) and points (75)...Played in all 82 games for the fourth time in his career...Scored on his first career penalty shot, Jan. 11 at Chicago...Scored on his second penalty shot attempt eight days later at Tampa Bay on Jan. 19, which was only the third time in league history that an overtime game had been decided by a penalty shot...With the goal, Hejduk established a new NHL record for fewest days between penalty shot goals (previous was 20 days set by Woody Dumart in 1939-40 with the Boston Bruins)...Notched his second career hat trick March 8 at Vancouver. **PLAYOFFS:** Tallied goals in three consecutive games during the WCQF against Dallas. **2002-03:** Scored his 50th goal in the final game of the season to capture the franchise's first-ever Maurice "Rocket" Richard Trophy as the NHL's leading goal scorer...Became the fourth player in franchise history (eighth time) to tally 50 goals in a season...Shared NHL plus/minus title with Peter Forsberg (+52)...Played all 82 games for the third time in his career...Posted a career-best seven-game goal scoring streak, Feb. 11-23, tied for the longest in the NHL that season (Geoff Sanderson)...Also equaled the longest goal-scoring streak in "Avalanche" history dating back to 1995-96...Collected five points on Jan. 1 at Nashville (2g/3a)...Tallied a pair of 13-game point streaks, Dec. 6-Jan. 2 and Feb. 11-March 7...Recorded first-career hat trick after 20 two-goal performances, Feb. 8 vs. Detroit. **PLAYOFFS:** Scored goals in each of his first two playoff games versus Minnesota...Led the team in plus/minus (+4). **2001-02:** Tied for second on team in goals with 21 despite missing the final 20 contests with an abdominal strain. **PLAYOFFS:** Returned to action in Game Six at Los Angeles after



MILAN HEJDUK

missing the final 20 regular season and first five playoff games with an abdominal strain...Goal in Game Two (CSF) vs. San Jose snapped a 10-game playoff drought dating back to 2001 Conference Finals. **2000-01:** Finished second on the Avalanche with 41 goals, tied for seventh best in the league... Made his second straight appearance in the NHL All-Star Game, played on his home ice at Pepsi Center... Finished tied for fourth in the league with nine game-winning goals... Scored four consecutive GW goals, Dec. 23-Jan. 2, equaling a franchise record set by Peter Stastny in January of 1985... Missed one game after suffering lower back strain Jan. 6 at Carolina, ending his 205 consecutive games played streak... Returned Jan. 10 at Columbus... Missed his second game March 31 at Los Angeles (flu). **PLAYOFFS:** Helped the Avalanche capture its second Stanley Cup championship... Led all NHL players with 16 assists in the playoffs and his 23 points tied Patrik Elias for second in the league behind Joe Sakic (26)... Tied for sixth in the NHL with seven playoff goals... Points in each of his first eight postseason games (3g/9a), a career-best playoff point streak. **1999-00:** Led the Avalanche with 36 goals in his second NHL season... Named to the World Team for the 2000 All-Star Game, his first all-star appearance... Played in all 82 games for the second time in as many seasons. **PLAYOFFS:** Had points in three straight contests against Detroit (CSF)... Scored the tying goal at 2:19 of the third period in Game Five at Dallas. **1998-99:** Led all NHL rookies in regular season scoring and playoff scoring, making him just the second player in the expansion era (after Brian Propp in 1979-80) to do so... Finished third in Calder Trophy voting after leading all rookies with 48 points... Also paced all rookies in assists (34) and game-winning goals (5-tied)... Hejduk's 14 goals overall were fifth... Named to the 1999 NHL All-Rookie Team... Tallied first career goal and assist in first NHL game, Oct. 10 vs. Ottawa... Recorded a career-high four assists on March 28 vs. Los Angeles. **PLAYOFFS:** Led all rookies in playoff points (12)... Scored overtime game-winning goal in Games Two and Six of CQF vs. San Jose... Became first rookie

since 1939 to tally two OT goals in one playoff series... Posted two points (1g/1a) in Game Four (CSF) vs. Detroit, including his third GW goal of the post-season... Suffered broken collarbone in Game Four of the Conference Finals vs. Dallas on May 28.

INTERNATIONAL

Has represented his country in seven international tournaments, including each of the last three Olympics... Won a gold medal with the Czech Republic at the 1998 Olympics in Nagano, Japan... Helped the Czech Republic to a bronze medal at the 2006 Olympics... Played in all eight games, scoring two goals with one assist... Also represented his country at the 2002 Winter Olympics in Salt Lake City... Played at the 2004 World Cup of Hockey, where he tied for the team lead with three goals and tied for second with five points... Ranked among the tournament leaders with five goals at the 2003 IIHF World Championship... Won the 2003 Golden Stick Award as the best hockey player from the Czech Republic... Bronze medal winner at the 1998 IIHF World Championship, though he played in only one game after breaking his jaw in the tournament opener... Represented the Czech Republic at the 1995 and 1996 World Junior Championships.

PERSONAL

Milan and his wife, Zlatuse, have twin sons, Marek and David (5)... Spends his summers in both Denver and his native Czech Republic... Takes part in a charity hockey game every summer... Is involved with Garth Brooks' "Teammates For Kids"... Actively participates in the Avalanche Player Clinics, teaching the fundamentals of ice hockey to local youth players... Is an avid golfer and tennis player... His favorite golf course is the Sanctuary, located just outside of Denver... Favorite actor is Sean Connery... Boyhood idol: Vladimir Ruzicka... Outside of sports, the person he most admires is Albert Einstein... Lists Manchester United as his favorite non-hockey team.



MILAN HEJDUK



1

T.J. HENSICK

Center | 5'10" | 185 lbs. | Shoots: Right
 Born: December 10, 1985 | Birthplace: Lansing, Michigan

TRANSACTIONS

Colorado's fifth selection (third round, 88th overall) in 2005 Entry Draft.

CAREER HIGHS

Goals/Game: 2 (2x), last: Feb. 4, 2008 vs. Phoenix

Assists/Game: 2, Dec. 9, 2008 vs. Los Angeles

Points/Game: 2 (4x), last: Jan. 21, 2009 vs. LA

Point Streak: 4 games, Feb. 2-9, 2008

Goal Streak: 3 games, Feb. 2-6, 2008

Assist Streak: 2 games (3x), last: Jan. 29-31, 2009

Consec. Games: 21, Dec. 23, 2008 - Feb. 10, 2009

Mult. Pt. Games: 2 pts (4)

Career Shootouts: 0-3 (0.0%)

2008-09 SEASON

Opened the year with Lake Erie (AHL) but spent most of the season with the Avalanche, recording 21 points (4g/17a) in 61 games...Collected 16 points (7g/9a) in 12 contests for the Lake Erie Monsters...Was leading the Monsters with 13 points (6g/7a) through 10 games when he was recalled by the Avalanche on Nov. 6...Went on to appear in 42 of Colorado's 43 games from Nov. 6 to Feb. 10...Assisted on Darcy Tucker's 200th career goal on Nov. 8 vs. Nashville...Posted a career high two assists on Dec. 9 vs. Los Angeles...Was loaned to Lake Erie on a conditioning assignment from Feb. 27-28...Skated in two games for the Monsters during his conditioning stint, posting a goal and two assists.

CAREER

2007-08: Saw action in 31 regular season games for the Avalanche while also appearing in 50 games with the Lake Erie Monsters (AHL)...Was recalled by Colorado on four occasions (five including the playoffs)...Recorded six goals and five assists for 11 points with the Avalanche, finishing as the club's top rookie scorer...Made his NHL debut on Nov. 30 at San Jose and scored his first NHL goal on Dec. 1 at Los Angeles...Shared the team lead with five goals in the month of February...Recorded a three-game

goal streak, Feb. 2-6, including back-to-back multi-goal games Feb. 2 at St. Louis and Feb. 4 vs. Phoenix...Became the first Avalanche/Nordiques rookie to post consecutive multi-goal games since Miroslav Frycer in 1981-82...Was Lake Erie's second-leading scorer with 45 points (12g/33a) despite playing only 50 games...Recorded four points (2g/2a) for PlanetUSA at the 2008 AHL All-Star Classic on Jan. 28 in Binghamton, N.Y. **PLAYOFFS:** Recalled from Lake Erie on April 17 and appeared in two playoff games with the Avalanche...Recorded an assist in his NHL playoff debut, Game Three of the Western Conference Semifinals vs. Detroit on April 29.

COLLEGE

2006-07: Named a finalist for the Hobey Baker Memorial Award as a senior at the University of Michigan...Led the nation in scoring with 69 points (23g/46a) in 41 games...Also led the country in assists, assists-per-game (1.12) and points-per-game (1.68)...Finished third on the Wolverines and tied for 12th nationally in goals...Consensus first-team All-American...Honored as College Hockey News' Player of the Year...Awarded the Hal Downes Trophy as Michigan's team MVP...Captured the Central Collegiate Hockey Association scoring title with 42 points (12g/30a) in 28 conference games...Was named to his third CCHA First Team All Conference squad, making him one of only eight players in league history to earn such recognition...Became just the third player in CCHA history to earn either First or Second Team honors in each of his four years in college, joining former St. Louis defenseman Kent Jackson (1975-78) and former Bowling Green defenseman Ken Morrow (1976-79)...Was the first Wolverine to record three straight 50-point seasons since Bill Muckalt from 1996-98 and first to record 40-plus points in all four seasons since Brendan Morrison (1994-97)...Finished his career ranked eighth on Michigan's all-time scoring list with 222 points and fourth in assists with 147...Played his final collegiate game



T.J. HENSICK

at Pepsi Center on March 24, recording two goals and one assist in Michigan's 8-5 loss to North Dakota in the first round of the NCAA West Regional...Signed a three-year, entry level contract with the Avalanche on April 11. **2005-06:** Led the Wolverines in goals (tied-17), assists (35) and points (52) as a junior at Michigan...Finished second in the conference in overall scoring...Nationally, he ranked sixth among NCAA Division I-A players in assists and tied for ninth in points...Named second team All-CCHA and also garnered second team All-America honors from U.S. College Hockey Online...Was named a preseason first-team USCHO All-American and first-team All-CCHA. **2004-05:** Was a finalist for the Hobey Baker Award as a sophomore at Michigan...First-team All-CCHA selection and garnered All-American honors from U.S. College Hockey Online (second team) and Inside College Hockey Online (third team)...Shared the Hal Downes Trophy as Michigan's Most Valuable Player...Finished sixth in the nation in points (55) and tied for ninth in assists (32)...Won the CCHA scoring contest with 43 points (21g/22a) in 28

league games...Member of Team USA at the 2005 IIHF World Junior Championship in Grand Forks, ND. **2003-04:** Became the first Michigan freshman in school history to earn All-CCHA first team honors...Named CCHA Rookie of the Year and was a member of the CCHA All-Rookie Team.

OTHER

Skated with the U.S. National Team Development Program from 2001-03...Participated in the 2003 IIHF World Under-18 Championship...Won a gold medal with the U.S. Under-17 Team at the World Under-17 Challenge in Winnipeg.

PERSONAL

Spends his summers in Howell, Michigan...Participates in the Avalanche Player Clinics, teaching the fundamentals of ice hockey to local youth players...Donated his time to the University of Michigan's Mott Children's Hospital throughout his college career.

STATISTICS

SEASON	TEAM	LEAGUE	GP	REGULAR SEASON										PLAYOFFS				
				G	A	PTS	PIM	+/-	PP	SH	GW	GP	G	A	PTS	PIM		
2001-02	U.S. Nat'l U-17	USDP	63	25	30	55	8	-	-	-	-	-	-	-	-	-	-	
2002-03	U.S. Nat'l U-18	USDP	58	30	31	61	11	-	-	-	-	-	-	-	-	-	-	
2003-04	Univ. of Mich.	CCHA	43	12	34	46	38	-	-	-	-	-	-	-	-	-	-	
2004-05	Univ. of Mich.	CCHA	39	23	32	55	24	-	-	-	-	-	-	-	-	-	-	
	United States	WJC	7	2	1	3	0	-	-	-	-	-	-	-	-	-	-	
2005-06	Univ. of Mich.	CCHA	41	17	35	52	44	-	-	-	-	-	-	-	-	-	-	
2006-07	Univ. of Mich.	CCHA	41	23	46	69	38	-	-	-	-	-	-	-	-	-	-	
2007-08	Lake Erie	AHL	50	12	33	45	18	-	-	-	-	-	-	-	-	-	-	
	Colorado	NHL	31	6	5	11	2	-4	4	0	1	2	0	1	1	0	0	
	Lake Erie	AHL	12	7	9	16	2	-	-	-	-	-	-	-	-	-	-	
2008-09	Lake Erie	AHL	61	4	17	21	14	-7	1	0	0	-	-	-	-	-	-	
	Colorado	NHL																
NHL TOTALS			92	10	22	32	16	-11	5	0	1	2	0	1	1	0	0	

VS. NHL

	GP	G	A	PTS	PIM		GP	G	A	PTS	PIM		GP	G	A	PTS	PIM
Anaheim	7	0	4	4	0	Detroit	6	0	1	1	2	Ottawa	1	0	0	0	0
Atlanta	1	0	0	0	0	Edmonton	3	1	0	1	2	Philadelphia	2	0	1	1	0
Boston	-	-	-	-	-	Florida	-	-	-	-	-	Phoenix	7	3	0	3	0
Buffalo	-	-	-	-	-	Los Angeles	5	2	4	6	2	Pittsburgh	1	0	0	0	0
Calgary	4	0	2	2	0	Minnesota	6	1	1	2	0	St. Louis	7	2	1	3	4
Carolina	-	-	-	-	-	Montreal	-	-	-	-	-	San Jose	6	1	0	1	2
Chicago	6	0	1	1	0	Nashville	6	0	2	2	0	Tampa Bay	2	0	0	0	0
Colorado	-	-	-	-	-	New Jersey	1	0	0	0	0	Toronto	1	0	1	1	0
Columbus	6	0	1	1	0	NY Islanders	2	0	0	0	0	Vancouver	8	0	1	1	4
Dallas	3	0	1	1	0	NY Rangers	1	0	1	1	0	Washington	-	-	-	-	-

T.J. HENSICK

T.J. HENSICK

T.J. HENSICK



54

DAVID JONES

Right Wing | 6' 2" | 210 lbs. | Shoots: Right
 Born: August 10, 1984 | Birthplace: Guelph, Ontario

TRANSACTIONS

Colorado's eighth selection (ninth round, 288th overall) in 2003 Entry Draft.

CAREER HIGHS

Goals/Game: 2, Jan. 10, 2009 vs. Pittsburgh
Assists/Game: 2, March 11, 2008 at Atlanta
Points/Game: 3 (2x), last: Jan. 10, 2009 vs. Pittsburgh
Point Streak: 2 games (3x), last: Dec. 27-29, 2008
Goal Streak: 2 games (2x), last: Nov. 29 - Dec. 1, 2008
Assist Streak: None
Consec. GP: 24 (2x), last: Nov. 24, 2008 - Jan. 13, 2009
Mult. Pt. Games: 2 pts (0), 3 pts (2)
Career Shootouts: 0-1 (0.0%)

2008-09 SEASON

Suffered a shoulder injury on Jan. 27 vs. San Jose, forcing him to miss the final 34 games of the season...Was placed on IR, Jan. 29 (retroactive to Jan. 27) and underwent season-ending shoulder surgery on Feb. 18...Collected eight goals and 13 points in 40 games during his second NHL season...Had seven goals in his last 22 games after recording just one through his first 18 contests...Did not dress on Oct. 23 vs. Edmonton because of the flu...Was loaned to Lake Erie of the American Hockey League on Nov. 6 and recalled the next day on Nov. 7...Tallied his first career two-goal game and matched a personal best with three points (2g/1a) on Jan. 10 vs. Pittsburgh...Missed four games (Jan. 15-21) due to a back injury suffered on Jan. 13 at Columbus.

CAREER

2007-08: Dressed in each of the last 18 games for the Avalanche after being recalled for the third and final time on Feb. 15...Played in 27 games overall for Colorado, tallying six points (2g/4a)...Spent most of the year with the Lake Erie Monsters (AHL), where he collected 30 points (14g/16a) in 45 games...Was leading the Monsters in scoring at the time of his last call-up and still finished seventh on the team in points...Led the Monsters with 12 power-play goals...Originally recalled on Dec. 20 and made his

NHL debut on Dec. 21 vs. NY Rangers...Became the lowest Avalanche/Nordiques draft choice to ever make it to the NHL (288th overall)...Played in two games for the Avalanche before being reassigned on Dec. 23...Was recalled on Jan. 19 and reassigned on Jan. 23...Picked up his first NHL point with an assist on Jan. 20 vs. Columbus...Recalled for the last time on Feb. 15...Recorded his first NHL goal and added two assists on March 11 at Atlanta. **PLAYOFFS:** Skated in all 10 postseason contests for the Avalanche...Made his Stanley Cup Playoff debut in Game One of the Western Conference Quarterfinals at Minnesota on April 9...Tallied his first career playoff point with an assist in Game Six vs. Minnesota on April 19.

COLLEGE

2006-07: Named Ivy League Player of the Year, the first unanimous selection since Ross Brownridge in 1980...Became Dartmouth's first-ever finalist for the Hobey Baker Memorial Award...Named to the RBK/ACHA All-American First Team (East) and USCHO All-American Second Team...The junior forward led Dartmouth in goals (18), assists (26) and points (44)...Shared the ECAC scoring title with Quinnipiac's Brandon Wong, despite playing seven fewer games...Was second in the league in assists and third in goals...Finished sixth in NCAA scoring at 1.33 points-per-game...Earned first team All-ECACHL and All-Ivy honors as well as being named Academic All-ECACHL for the second year in a row...Recorded 92 points (44g/48a) in 100 career games for the Big Green...Signed a two-year contract with the Avalanche on May 21, 2007. **2005-06:** Named first team All-Ivy League as a sophomore at Dartmouth...Led the Big Green with 17 goals in helping Dartmouth to its first-ever ECAC hockey title...Finished second on the team in points (34) and third in assists (17)...Tied for eighth in the ECAC in goals and his 0.52 goals-per-game average ranked 25th nationally...Led all Dartmouth players in conference scoring with 14 goals and 27 points. **2004-05:** Played in 34 games as a freshman at Dartmouth College.



OTHER

2003-04: Named Coquitlam Express (BCHL) Most Valuable Player...Received the Express Top Forward Award, collecting 33 goals and 60 assists for 93 points in 53 games...Named to the BCHL First All-Star Team (Coastal)...Performed at the 2004 BCHL All-Star Game...Served as team captain. **2002-03:** Limited to 35 games at Coquitlam due to injury... Winner of the Express Scholastic and Community Involvement Award for 2002-03. **2001-02:** Captured Express Unsung Hero Award. **2000-01:** Participated in the PIJHL All-Star Game with the PoCo Bucs. **1999-00:** Was his team's scoring leader in the BCAHA during the 1999-00 season.

PERSONAL

Resides in North Vancouver, B.C., during the summer...Was born outside of Toronto but grew up in Vancouver...Is the lowest Avalanche/Nordiques draft choice to ever make it to the NHL (288th overall)... Participates in the Avalanche's "Team Fit" program to encourage physical fitness among elementary school children...Was his high school's graduating class valedictorian.

STATISTICS

SEASON	TEAM	LEAGUE	GP	REGULAR SEASON							PLAYOFFS					
				G	A	PTS	PIM	+/-	PP	SH	GW	GP	G	A	PTS	PIM
2000-01	PoCo Bucs	PIJHL	40	18	11	29	31	-	-	-	-	-	-	-	-	
2001-02	Coquitlam	BCHL	59	19	32	51	62	-	-	-	-	-	-	-		
2002-03	Coquitlam	BCHL	35	9	19	28	55	-	-	-	-	7	2	6	8	8
2003-04	Coquitlam	BCHL	53	33	60	93	78	-	-	-	-	7	3	6	9	4
2004-05	Dartmouth	ECAC	34	9	5	14	26	-	-	-	-	-	-	-	-	
2005-06	Dartmouth	ECAC	33	17	17	34	38	-	-	-	-	-	-	-	-	
2006-07	Dartmouth	ECAC	33	18	26	44	22	-	-	-	-	-	-	-	-	
2007-08	Lake Erie	AHL	45	14	16	30	16	-	-	-	-	-	-	-	-	
	Colorado	NHL	27	2	4	6	8	-5	1	0	0	10	0	1	1	6
2008-09	Colorado	NHL	40	8	5	13	8	-8	1	0	1	-	-	-	-	
NHL TOTALS			67	10	9	19	16	-13	2	0	1	10	0	1	1	6

VS. NHL

	GP	G	A	PTS	PIM		GP	G	A	PTS	PIM		GP	G	A	PTS	PIM
Anaheim	3	0	0	0	0	Detroit	3	0	1	1	0	Ottawa	-	-	-	-	-
Atlanta	1	1	2	3	2	Edmonton	6	1	1	2	4	Philadelphia	2	1	1	2	0
Boston	1	0	0	0	0	Florida	1	0	0	0	0	Phoenix	4	0	0	0	2
Buffalo	1	0	0	0	0	Los Angeles	3	1	0	1	0	Pittsburgh	1	2	1	3	0
Calgary	6	0	0	0	2	Minnesota	5	1	0	1	2	St. Louis	1	0	1	1	0
Carolina	-	-	-	-	-	Montreal	-	-	-	-	-	San Jose	2	0	0	0	0
Chicago	3	0	1	1	0	Nashville	5	1	0	1	2	Tampa Bay	2	1	0	1	0
Colorado	-	-	-	-	-	New Jersey	1	0	0	0	0	Toronto	-	-	-	-	-
Columbus	4	0	1	1	2	NY Islanders	-	-	-	-	-	Vancouver	7	1	0	1	0
Dallas	4	0	0	0	0	NY Rangers	1	0	0	0	0	Washington	-	-	-	-	-



DAVID JONES



28

DAVID KOCI

Left Wing | 6' 6" | 238 lbs. | Shoots: Left
 Born: May 12, 1981 | Birthplace: Prague, Czech Republic

TRANSACTIONS

Pittsburgh's fifth choice (fifth round, 146th overall) in 2000 Entry Draft...Signed by Chicago as a free agent, July 17, 2006...Signed by Tampa Bay as a free agent, July 3, 2008...Claimed off waivers by St. Louis, Oct. 21, 2008...Claimed off waivers by Tampa Bay, Nov. 20, 2008...Signed by Colorado as a free agent, July 1, 2009.

CAREER HIGHS

Goals/Game: 1, March 26, 2009 at Montreal
Assists/Game: 1, Feb. 22, 2009 vs. Boston
Points/Game: 1 (2x), last: March 26, 2009 at Montreal
Point Streak: None
Goal Streak: None
Assist Streak: None
Consec. GP: 8 games, Feb. 20 - March 7, 2009
Mult. Pt. Games: None
Career Shootouts: No attempts

2008-09 SEASON

Appeared in 37 combined games with the Tampa Bay Lightning and St. Louis Blues, recording two points (1g/1a) and 141 penalty minutes...Skated in 33 contests with Tampa Bay, notching a goal and an assist while ranking second on the club with 132 penalty minutes...Also saw action in four games with St. Louis (no points)...Finished with nine total fighting majors...Opened the season with Tampa Bay, appearing in one game before being claimed off waivers by St. Louis on Oct. 21...Was re-claimed by Tampa Bay a month later on Nov. 20...Missed 19 games due to an upper-body injury from Nov. 28 to Jan. 9...Collected his first NHL assist/point on Feb. 22 vs. Boston...Scored his first NHL goal on March 26 at Montreal (Carey Price).

CAREER

2007-08: Spent the first half of the season with the Blackhawks, appearing in 18 games (0g/0a, 68 PIM)...Was assigned to Rockford (AHL) on Jan. 29 and loaned to Norfolk (AHL) on Feb. 28...Was named

alternate captain of the Norfolk Admirals on March 7. **2006-07:** Recorded 42 minutes in penalties during his NHL debut on March 10 at Phoenix, which included three fighting majors and a pair of 10-minute game misconducts...Played in nine total games for the Blackhawks, logging 88 penalty minutes...Also appeared in 44 games with Norfolk and led the Admirals with 223 PIM. **2005-06:** Missed the majority of the season recovering from a knee injury. **2004-05:** Led Wilkes-Barre/Scranton with 311 penalty minutes while tallying an AHL career-high nine points (1g/8a). **2003-04:** Appeared in 78 regular-season games and 10 playoff contests for Wilkes-Barre/Scranton...Led the club with 298 PIM. **2002-03:** Spent most of the year with Wheeling of the ECHL, but also saw time with Wilkes-Barre/Scranton. **2001-02:** Split the season between Wheeling and Wilkes-Barre/Scranton...Combined for 203 penalty minutes between the two clubs. **2000-01:** Played for Prince George of the Western Hockey League in his first season in North America...Had nine points (2g/7a) and 155 penalty minutes in 70 games for the Cougars.

PERSONAL

David resides in the Czech Republic during the offseason...During the Tampa Bay Lightning's trip to Prague for the 2008-09 season opener, Koci and a few of his teammates made a visit to "Jedlickova Ustavu a Skol," a school for the mentally and physically challenged...He participated in a game of wheelchair hockey with the children and stayed afterwards to sign autographs.



STATISTICS

SEASON	TEAM	LEAGUE	GP	REGULAR SEASON							PLAYOFFS					
				G	A	PTS	PIM	+/-	PP	SH	GW	GP	G	A	PTS	PIM
2000-01	Prince George	WHL	70	2	7	9	155	-	-	-	-	6	0	0	0	20
2001-02	Wheeling	ECHL	33	2	4	6	105	-	-	-	-	-	-	-	-	-
	Wilkes-Barre	AHL	26	1	3	4	98	-	-	-	-	-	-	-	-	-
2002-03	Wheeling	ECHL	48	0	1	1	103	-	-	-	-	-	-	-	-	-
	Wilkes-Barre	AHL	9	0	0	0	4	-	-	-	-	-	-	-	-	-
2003-04	Wilkes-Barre	AHL	78	1	7	8	298	-	-	-	-	10	0	0	0	2
2004-05	Wilkes-Barre	AHL	68	1	8	9	311	-	-	-	-	-	-	-	-	-
2005-06	Wilkes-Barre	AHL	13	0	0	0	59	-	-	-	-	-	-	-	-	-
2006-07	Norfolk	AHL	44	0	1	1	223	-	-	-	-	-	-	-	-	-
	Chicago	NHL	9	0	0	0	88	-3	0	0	0	-	-	-	-	-
2007-08	Chicago	NHL	18	0	0	0	68	-4	0	0	0	-	-	-	-	-
	Rockford	AHL	7	0	0	0	25	-	-	-	-	-	-	-	-	-
	Norfolk	AHL	21	0	2	2	57	-	-	-	-	-	-	-	-	-
2008-09	Tampa Bay	NHL	33	1	1	2	132	+3	0	0	0	-	-	-	-	-
	St. Louis	NHL	4	0	0	0	9	-2	0	0	0	-	-	-	-	-
NHL TOTALS			64	1	1	2	297	-6	0	0	0	-	-	-	-	-

VS. NHL

	GP	G	A	PTS	PIM		GP	G	A	PTS	PIM		GP	G	A	PTS	PIM
Anaheim	4	0	0	0	42	Detroit	1	0	0	0	2	Ottawa	1	0	0	0	2
Atlanta	3	0	0	0	2	Edmonton	2	0	0	0	12	Philadelphia	2	0	0	0	15
Boston	2	0	1	1	10	Florida	2	0	0	0	0	Phoenix	2	0	0	0	44
Buffalo	2	0	0	0	13	Los Angeles	5	0	0	0	47	Pittsburgh	3	0	0	0	22
Calgary	4	0	0	0	4	Minnesota	2	0	0	0	9	St. Louis	4	0	0	0	0
Carolina	2	0	0	0	6	Montreal	2	1	0	1	0	San Jose	3	0	0	0	12
Chicago	1	0	0	0	0	Nashville	-	-	-	-	-	Tampa Bay	1	0	0	0	5
Colorado	-	-	-	-	-	New Jersey	1	0	0	0	0	Toronto	2	0	0	0	15
Columbus	4	0	0	0	6	NY Islanders	2	0	0	0	15	Vancouver	1	0	0	0	0
Dallas	2	0	0	0	5	NY Rangers	1	0	0	0	5	Washington	3	0	0	0	4



DAVID KOCI



4

JOHN-MICHAEL LILES

Defenseman | 5' 10" | 185 lbs. | Shoots: Left
 Born: November 25, 1980 | Birthplace: Indianapolis, Indiana

TRANSACTIONS

Colorado's eighth selection (fifth round, 159th overall) in 2000 Entry Draft.

CAREER HIGHS

Goals/Game: 2 (2x), last: Oct. 18, 2006 at Toronto
Assists/Game: 3, Oct. 29, 2006 vs. Minnesota
Points/Game: 3 (5x), last: March 14, 2009 at Edm
Point Streak: 6 games, Jan. 14-26, 2006
Goal Streak: 3 games, Dec. 23-29, 2008
Assist Streak: 6 games, Jan. 14-26, 2006
Consec. Games: 126, March 31, 2004 - Jan. 6, 2007
Mult. Pt. Games: 2 pts (26), 3 pts (5)
Career Shootouts: 1-1 (100%)

2008-09 SEASON

Led all Colorado defensemen in goals (12), assists (27) and points (39)...21 of his 39 points came on the power play (6g/15a), ranking him first on the club in that category...Finished third on the Avalanche in ice time at 21:32...His 27 assists and 39 points ranked fourth overall on the team...Missed two games (Nov. 26-28) because of the flu...Notched three consecutive multi-point games, Dec. 23-29, equaling a franchise record for a defenseman... Scored a goal in each of those three games, the longest goal streak of his NHL career...Tied his career high with three points (1g/2a) on Dec. 23 vs. Phoenix...Potted his 50th career goal on Jan. 29 vs. Toronto, becoming the fifth defenseman in franchise history to score 50 goals...Missed five games after suffering a wrist injury on Feb. 15 at Detroit...Was placed on IR, Feb. 18 (retroactive to Feb. 15) and activated on Feb. 28...Led the team with nine points (4g/5a) in March, becoming the first Avalanche defenseman to lead the club in scoring during a single month since Liles himself back in October of 2005 (14 pts)...Scored his first career OT goal and added two assists on March 14 at Edmonton... Logged over 30 minutes for the first time in his career on April 7 at San Jose (30:35)...Following the season, Liles played for Team USA at the 2009 IIHF World Championship in Switzerland, where he led the team in scoring with nine points (1g/8a) in nine games...Only Canada's Shea Weber (12) had more points among all tournament defensemen.

CAREER

2007-08: Led all Avalanche defensemen in scoring with 32 points (6g/26a)...20 of his 32 points came on the power play (5g/15a), ranking behind only Paul Stastny (21) for the team lead... Finished third on the club with 121 blocked shots... Notched two assists, including his 100th career helper, on Dec. 17 at Los Angeles. **PLAYOFFS:** Tied for first among Colorado defensemen with five points (2g/3a) in 10 playoff games. **2006-07:** Led all Colorado defensemen in goals (14), assists (30) and points (44)...Became the first NHL defenseman to score 10 or more goals in each of his first three seasons since Steve Duchesne from 1986-87 to 1988-89...Finished tied for 10th among NHL backliners in goals...Matched his career high with two goals on Oct. 18 at Toronto...Changed his sweater number from #26 to #4 on Oct. 20... Set a career high with three assists on Oct. 29 vs. Minnesota...Suffered a broken left foot on Jan. 6 at Minnesota, forcing him to miss 11 games...Placed on the IR, Jan. 8, and activated on Feb. 6. **2005-06:** Surpassed his rookie-season totals in every scoring category, compiling 14 goals, 35 assists and 49 points...Finished second among Avalanche defensemen in points and tied Rob Blake for first in goals...One of six Avalanche players to skate in all 82 games...Set a new club record for most points by a defenseman in the month of October with 14... Recorded three consecutive multiple-point games, Oct. 10-14, becoming only the third defenseman in franchise history to accomplish the feat...Set a career high with two goals and three points on Oct. 21 at Edmonton...Played in his 100th NHL game Nov. 21 vs. Calgary...Compiled a career-high six-game point streak, Jan. 14-26. **PLAYOFFS:** Collected points in each of his first three games during the postseason (1g/2a)...Scored first career playoff goal in Game One (CQF) at Dallas on April 22...Assisted on Joe Sakic's OT winner in Game Two at Dallas on April 24. **2004-05:** Played in Germany. **2003-04:** Was named to the NHL All-Rookie Team...Led all NHL rookie defensemen with 34 points, the most by a rookie defenseman since Lubomir Visnovsky had 39 with the Kings in 2000-01...It was the second-best



JOHN-MICHAEL LILES

point total by a first-year defenseman in team history, trailing only Bruce Bell's 37 with the Nordiques in 1984-85...Liles' 10 goals were the most by a rookie defenseman in franchise history and also led all rookie blueliners in 2003-04...Scored a game-winning goal for his first NHL point, Oct. 16 at Minnesota...Left the game on March 23 vs. Chicago with a bruised knee, missing three contests. **PLAYOFFS:** Skated in all 11 postseason games...Recorded his first career playoff assist/point in Game One (WCQF) vs. Dallas. **2002-03:** Signed to an amateur tryout contract with Hershey (AHL) on March 30, playing his first pro game that night in Grand Rapids.

INTERNATIONAL

Led Team USA in scoring at the 2009 IIHF World Championship with nine points (1g/8a) in nine games...Represented the United States at the 2006 Winter Olympics, playing in all six contests (0g/2a)...Also played for Team USA at 2005 IIHF World Championship...Was a late addition to the U.S. roster at the 2004 World Cup of Hockey, replacing an injured Hal Gill...Selected to the 2000 U.S. National Junior Team but suffered a shoulder injury in the final minute of the last exhibition game and was unable to participate in the World Juniors.

COLLEGE

2002-03: Was a Hobey Baker Award finalist as a senior at Michigan State...Named an All-American for the second straight year...Led the Spartans in scoring with 50 points...Became the first two-time winner of the CCHA's Best Offensive Defenseman Award and was first team All-CCHA for the second straight year...Ranked as the top-scoring defenseman in the league and led the nation among blueliners in points-per-game (1.28)...Closed out his collegiate career as the top goal-scoring defenseman in Michigan State history (44). **2001-02:** Named to the All-CCHA First Team and was a second team All-America selection...Winner of the CCHA's Best Offensive Defenseman Award. **2000-01:** Named to the All-CCHA Second Team as a sophomore.

PERSONAL

First player in franchise draft history to hail from the state of Indiana...Is actively involved in Hinote's Heroes, a charity group founded by former Avs teammate Dan Hinote...Is a minority owner of the Indiana Ice (USHL) hockey team...His mother, Janie, was a rower at Purdue University...Brother, Joe, graduated from the United States Naval Academy...Favorite player growing up was Brian Leetch...Lettered in hockey and golf at Culver Military Academy.

STATISTICS

SEASON	TEAM	LEAGUE	GP	G	REGULAR SEASON							PLAYOFFS				
					A	PTS	PIM	+/-	PP	SH	GW	GP	G	A	PTS	PIM
1999-00	Michigan State	CCHA	40	8	20	28	26	-	-	-	-	-	-	-	-	-
2000-01	Michigan State	CCHA	42	7	18	25	28	-	-	-	-	-	-	-	-	-
2001-02	Michigan State	CCHA	41	13	22	35	18	-	-	-	-	-	-	-	-	-
2002-03	Michigan State	CCHA	39	16	34	50	46	-	-	-	-	-	-	-	-	-
	Hershey	AHL	5	0	1	1	4	-	-	-	-	5	0	0	0	2
2003-04	Colorado	NHL	79	10	24	34	28	+7	2	0	1	11	0	1	1	4
	United States	W-Cup	2	0	0	0	0	-	-	-	-	-	-	-	-	-
2004-05	Iserlohn	Germany	17	5	6	11	24	-	-	-	-	-	-	-	-	-
	United States	WC	7	0	0	0	0	-	-	-	-	-	-	-	-	-
2005-06	Colorado	NHL	82	14	35	49	44	+5	6	0	1	9	1	2	3	6
	United States	Olympics	6	0	2	2	2	-	-	-	-	-	-	-	-	-
2006-07	Colorado	NHL	71	14	30	44	24	0	8	0	3	-	-	-	-	-
2007-08	Colorado	NHL	81	6	26	32	26	+2	5	0	1	10	2	3	5	2
2008-09	Colorado	NHL	75	12	27	39	31	-19	6	0	1	-	-	-	-	-
	United States	WC	9	1	8	9	2	-	-	-	-	-	-	-	-	-
NHL TOTALS			388	56	142	198	153	-5	27	0	7	30	3	6	9	12

VS. NHL

	GP	G	A	PTS	PIM		GP	G	A	PTS	PIM		GP	G	A	PTS	PIM
Anaheim	19	2	6	8	8	Detroit	15	3	5	8	4	Ottawa	3	0	1	1	2
Atlanta	4	0	0	0	2	Edmonton	35	7	13	20	19	Philadelphia	5	1	2	3	2
Boston	4	1	2	3	0	Florida	4	0	2	2	0	Phoenix	17	2	8	10	0
Buffalo	4	0	1	1	2	Los Angeles	19	3	10	13	8	Pittsburgh	4	1	1	2	2
Calgary	34	3	14	17	6	Minnesota	35	6	7	13	12	St. Louis	19	0	8	8	4
Carolina	3	1	0	1	0	Montreal	4	0	3	3	0	San Jose	19	6	5	11	8
Chicago	20	2	10	12	18	Nashville	19	4	5	9	10	Tampa Bay	6	0	2	2	0
Colorado	-	-	-	-	-	New Jersey	4	1	1	2	2	Toronto	4	4	2	6	0
Columbus	20	1	7	8	14	NY Islanders	4	1	2	3	4	Vancouver	36	4	17	21	16
Dallas	20	3	6	9	6	NY Rangers	5	0	2	2	2	Washington	3	0	0	0	2

JOHN-MICHAEL LILES



55

CODY McLEOD

Left Wing | 6' 2" | 210 lbs. | Shoots: Left
 Born: June 26, 1984 | Birthplace: Binscarth, Manitoba

TRANSACTIONS

Signed by Colorado as a free agent, July 6, 2006.

CAREER HIGHS

Goals/Game: 2 (2x), last: Dec. 29, 2008 vs. Nashville
Assists/Game: 2, Feb. 2, 2008 at St. Louis
Points/Game: 2 (5x), last: Jan. 10, 2009 vs. Pittsburgh
Point Streak: 4 games, Jan. 15-21, 2009
Goal Streak: 2 games (2x), last: March 17-19, 2009
Assist Streak: 2 games, Jan. 31 - Feb. 2, 2009
Consec. Games: 114, Dec. 19, 2007 - March 4, 2009
Mult. Pt. Games: 2 pts (5)
Career Shootouts: 1-1 (100.0%)

2008-09 SEASON

Scored 15 goals and added 162 penalty minutes in 79 games during his second NHL season...Was one of four NHL players with at least 15 goals and 150 PIM, joining David Backes, Alex Burrows and David Clarkson...Became only the second player in Avalanche history to reach 15 goals and 150 PIM in a single season (Chris Simon, 1995-96)...Led the Avs in hits (194) and finished second in penalty minutes...Was third on the team with 15 goals, all at even-strength...McLeod, Tyler Kennedy and Andrew Ladd were the only NHL players to score at least 15 goals without a power-play or short-handed tally...Shared the club lead in game-winning goals (3)...Was second on the Avalanche with 10 fighting majors...Tallied his first career multi-goal game on Dec. 9 vs. Los Angeles and got his second on Dec. 29 vs. Nashville...Compiled a career-high four-game point streak from Jan. 15-21...Appeared in his 100th NHL game on Feb. 2 vs. Calgary...Missed three games due to a shoulder injury, March 8-12...That snapped a streak of 114 consecutive games (124 including playoffs) since making his NHL debut on Dec. 19, 2007.

CAREER

2007-08: Dressed in each of the final 49 games for the Avalanche after being recalled from Lake Erie (AHL) on Dec. 16...Finished second on the club

with 120 penalty minutes...First rookie in Avalanche history to surpass 100 penalty minutes...The last franchise rookies to reach 100 PIM's were David Karpa (148) and Chris Simon (132) in 1993-94...Collected 12 fighting majors...Made his NHL debut on Dec. 19 at Anaheim...Scored his first NHL goal on Dec. 27 vs. Detroit (Dominik Hasek)...Recorded two points (1g/1a), including his first NHL assist, on Jan. 12 at Carolina...Notched a career-high two assists on Feb. 2 at St. Louis...Set an Avalanche rookie record with 26 penalty minutes on Feb. 18 vs. Detroit...Most PIM by a franchise rookie since Chris Simon had 34 on March 23, 1993 at Washington...Scored the deciding goal in the 12th round of a shootout on Feb. 22 at Phoenix, ending the longest shootout in Avalanche history...Opened the season with Lake Erie, where he collected 13 points (6g/7a) in 27 games...Was leading the Monsters with 101 penalty minutes at the time of his recall. **PLAYOFFS:** Appeared in all 10 of Colorado's playoff games, registering two points (1g/1a)...Led the team with 26 penalty minutes and finished second in hits with 22...Made his Stanley Cup Playoff debut in Game One (CQF) at Minnesota on April 9...Scored his first career playoff goal in Game Three (CSF) vs. Detroit on April 29. **2006-07:** Recorded 19 points (11g/8a) and 180 penalty minutes in 73 games for the Albany River Rats (AHL)...Finished second on the team in penalty minutes and fourth in games played. **2005-06:** Split the season between Lowell (AHL) and San Diego (ECHL)...Had a combined 135 minutes in penalties, including 87 with Lowell (second most on the team)...Appeared in two playoff contests with the San Diego Gulls, recording three points (2g/1a). **2004-05:** Tied for the team lead with 31 goals in his final season with Portland of the Western Hockey League...Finished second on the club with 60 points...Led the Winter Hawks with 195 PIM...Also appeared in one game for Adirondack of the United Hockey League. **2003-04:** Finished second on the Winter Hawks with 227 penalty minutes. **2002-03:** Skated in 71 games for Portland, tied for second most on the team. **2001-02:** Had 13 points in 47 games during his first season with Portland (WHL).



CODY McLEOD

PERSONAL

Spends his summers in Manitoba...Participates in

the Avalanche Player Clinics, as well as "Team Fit," a program which teaches kids about nutrition.

STATISTICS

SEASON	TEAM	LEAGUE	GP	REGULAR SEASON							PLAYOFFS					
				G	A	PTS	PIM	+/-	PP	SH	GW	GP	G	A	PTS	PIM
2001-02	Portland	WHL	47	10	3	13	86	-	-	-	-	5	0	0	0	0
2002-03	Portland	WHL	71	15	18	33	153	-	-	-	-	7	1	1	2	13
2003-04	Portland	WHL	69	13	18	31	227	-	-	-	-	5	2	2	4	6
2004-05	Portland	WHL	70	31	29	60	195	-	-	-	-	7	0	3	3	8
	Adirondack	UHL	1	0	0	0	0	-	-	-	-	5	0	0	0	11
2005-06	Lowell	AHL	33	4	5	9	87	-	-	-	-	-	-	-	-	-
	San Diego	ECHL	16	4	5	9	48	-	-	-	-	2	2	1	3	14
2006-07	Albany	AHL	73	11	8	19	180	-	-	-	-	5	0	0	0	4
2007-08	Lake Erie	AHL	27	6	7	13	101	-	-	-	-	-	-	-	-	-
	Colorado	NHL	49	4	5	9	120	-6	0	0	0	10	1	1	2	26
2008-09	Colorado	NHL	79	15	5	20	162	-11	0	0	3	-	-	-	-	-
NHL TOTALS			128	19	10	29	282	-17	0	0	3	10	1	1	2	26

VS. NHL

	GP	G	A	PTS	PIM		GP	G	A	PTS	PIM		GP	G	A	PTS	PIM
Anaheim	8	1	2	3	19	Detroit	8	1	0	1	28	Ottawa	1	0	0	0	2
Atlanta	2	0	1	1	0	Edmonton	10	2	1	3	26	Philadelphia	2	0	0	0	2
Boston	1	1	0	1	0	Florida	2	0	0	0	16	Phoenix	8	1	0	1	13
Buffalo	1	0	0	0	2	Los Angeles	6	3	0	3	19	Pittsburgh	1	1	1	2	0
Calgary	9	2	1	3	15	Minnesota	9	1	0	1	11	St. Louis	6	1	2	3	11
Carolina	2	1	1	2	2	Montreal	1	0	0	0	0	San Jose	5	0	0	0	13
Chicago	6	0	1	1	16	Nashville	5	2	0	2	8	Tampa Bay	3	0	0	0	10
Colorado	-	-	-	-	-	New Jersey	2	0	0	0	7	Toronto	1	0	0	0	0
Columbus	5	0	0	0	10	NY Islanders	2	0	0	0	0	Vancouver	12	1	0	1	20
Dallas	6	1	0	1	7	NY Rangers	2	0	0	0	23	Washington	2	0	0	0	2





20

TOM PREISSING

Defenseman | 6' 0" | 197 lbs. | Shoots: Right
 Born: December 3, 1978 | Birthplace: Arlington Heights, Illinois

TRANSACTIONS

Signed as a free agent by San Jose, April 4, 2003... Acquired by Chicago, along with Josh Hennessy in exchange for Mark Bell, July 9, 2006... Acquired by Ottawa, along with Josh Hennessy, Michal Barinka and Chicago's second-round choice (Patrick Wiercioch) in 2008 Entry Draft, in exchange for Martin Havlat and Bryan Smolinski, July 10, 2006... Signed by Los Angeles as a free agent, July 2, 2007... Acquired by Colorado, along with Kyle Quincey and Los Angeles' fifth-round choice in the 2010 Entry Draft, in exchange for Ryan Smyth, July 3, 2009.

CAREER HIGHS

Goals/Game: 2 (3x), last: March 20, 2008 at Phoenix
Assists/Game: 2 (9x), last: Dec. 30, 2007 at Chicago
Points/Game: 3 (2x), last: Dec. 6, 2007 vs. Buffalo
Point Streak: 5 games (2x), last: Jan. 13-27, 2007
Goal Streak: 3 games, Jan. 1-6, 2007
Assist Streak: 5 games (2x), last: Jan. 13-27, 2007
Consec. Games: 79, Oct. 7, 2006 - April 5, 2007
Mult. Pt Games: 2 pts (18), 3 pts (2)
Career Shootouts: No attempts

2008-09 SEASON

Appeared in 22 games for the Kings, tallying seven points (3g/4a)... Also skated in 14 contests for Manchester of the American Hockey League, notching six points (2g/4a)... Dressed in 19 of the Kings' first 24 games... Earned his 100th career assist on Nov. 29 vs. Chicago... Missed 13 games from Feb. 3-27 due to an upper-body injury... Placed on Injured Reserve, Feb. 10 (retroactive to Feb. 1) and activated on March 1... Was assigned to Manchester on March 4 and spent the rest of the year in the AHL.

CAREER

2007-08: Recorded eight goals and 24 points in 77 games during his first season with the Los Angeles Kings... Finished third among Kings defensemen in points and tied for second in goals... Matched his career high with three points (2g/1a) on Dec. 6 vs. Buffalo. **2006-07:** Led all Senators defensemen

with 31 assists and 38 points while playing in a career-high 80 games for Ottawa... Finished with a +40 plus/minus rating, tied with Nicklas Lidstrom for first among league defensemen (third overall in NHL)... Was a career-best +5 on Oct. 21 vs. New Jersey... Played in his 200th NHL game Feb. 14 vs. Florida... Recorded his 100th career point on March 24 vs. Tampa Bay. **PLAYOFFS:** Appeared in all 20 postseason games in helping the Senators reach the Stanley Cup Finals... Recorded seven points (2g/5a) and a +3 rating during the playoffs. **2005-06:** Was first among San Jose defensemen in goals (11), assists (32) and points (43), establishing career highs in all three categories... Finished fifth overall on the team in scoring and was fourth in plus/minus (+17) and power-play points (22)... Set a career high for points in a game with three (2g/1a) on March 16 vs. St. Louis... Scored the overtime winner against Phoenix on Feb. 12. **PLAYOFFS:** Recorded points in six of 11 postseason games (1g/6a)... Had a five-game scoring streak (0g/6a) from April 21-30... Scored his first career playoff goal in Game 2 of the Western Conference Semifinals on May 8 vs. Edmonton (Dwayne Roloson). **2004-05:** Played in 33 games with the Krefeld Penguins (Germany). **2003-04:** Named San Jose's Rookie of the Year after tallying 19 points (2g/17a) in 69 games with the Sharks... Finished fourth among San Jose defensemen in scoring... Made his NHL debut Oct. 11 at Calgary and collected his first point (assist) the next night in Minnesota... Scored his first NHL goal Oct. 23 vs. Chicago.

COLLEGE

Played four seasons at Colorado College... Finished his collegiate career with 126 points (39g/87a) in 154 games. **2002-03:** Was an All-American and Hobey Baker Award finalist as a senior in 2002-03... Led the nation in points scored by a defenseman with 52 (23g/29a) in 42 games... Was named to the WCHA First All-Star Team, NCAA West First-Team All-American and also honored as the WCHA Student Athlete of the Year... Served as Colorado College's team captain.



PERSONAL

Tom and his wife, Danielle, spend their offseasons in Colorado...Supports the American Cancer Society and the Ovarian Cancer Research Fund...Helps the environment by only having one car for his

family (a hybrid), buying local foods when possible and supporting any alternative energy cause...An interesting fact that not many people know about him is he's a published author...Favorite sport to play other than hockey is golf.

STATISTICS

SEASON	TEAM	LEAGUE	GP	REGULAR SEASON							PLAYOFFS							
				G	A	PTS	PIM	+/-	PP	SH	GW	GP	G	A	PTS	PIM		
1997-98	Green Bay	USHL	56	8	13	21	30	-	-	-	-	-	-	4	0	2	2	2
1998-99	Green Bay	USHL	53	18	37	55	40	-	-	-	-	-	-	6	3	6	9	2
1999-00	Colo. College	WCHA	36	4	14	18	20	-	-	-	-	-	-	-	-	-	-	-
2000-01	Colo. College	WCHA	33	6	18	24	26	-	-	-	-	-	-	-	-	-	-	-
2001-02	Colo. College	WCHA	43	6	26	32	42	-	-	-	-	-	-	-	-	-	-	-
2002-03	Colo. College	WCHA	42	23	29	52	16	-	-	-	-	-	-	-	-	-	-	-
2003-04	San Jose	NHL	69	2	17	19	12	+8	2	0	1	11	0	1	1	0	0	0
2004-05	Krefeld	Germany	33	1	6	7	32	-	-	-	-	-	-	-	-	-	-	-
2005-06	San Jose	NHL	74	11	32	43	26	+17	2	0	2	11	1	6	7	4	4	4
2006-07	Ottawa	NHL	80	7	31	38	18	+40	3	0	0	20	2	5	7	10	10	10
2007-08	Los Angeles	NHL	77	8	16	24	16	-6	6	0	1	-	-	-	-	-	-	-
2008-09	Los Angeles	NHL	22	3	4	7	6	-7	2	0	0	-	-	-	-	-	-	-
	Manchester	AHL	14	2	4	6	6	-	-	-	-	-	-	-	-	-	-	-
NHL TOTALS			322	31	100	131	78	+52	15	0	4	42	3	12	15	14	14	14

VS. NHL

	GP	G	A	PTS	PIM		GP	G	A	PTS	PIM		GP	G	A	PTS	PIM
Anaheim	25	3	8	11	10	Detroit	13	0	4	4	6	Ottawa	3	0	1	1	0
Atlanta	6	2	0	2	2	Edmonton	12	0	2	2	4	Philadelphia	7	1	3	4	0
Boston	8	0	4	4	4	Florida	7	1	2	3	4	Phoenix	21	4	7	11	6
Buffalo	11	3	4	7	0	Los Angeles	12	0	4	4	2	Pittsburgh	6	1	1	2	4
Calgary	13	1	1	2	4	Minnesota	12	0	6	6	0	St. Louis	14	4	5	9	0
Carolina	7	0	2	2	4	Montreal	11	1	4	5	4	San Jose	10	0	4	4	2
Chicago	12	4	6	10	8	Nashville	13	0	4	4	2	Tampa Bay	6	0	3	3	2
Colorado	14	2	0	2	0	New Jersey	5	2	1	3	0	Toronto	11	1	4	5	0
Columbus	11	0	1	1	0	NY Islanders	6	0	1	1	2	Vancouver	12	0	5	5	0
Dallas	22	1	7	8	6	NY Rangers	5	0	1	1	0	Washington	7	0	5	5	2





27

KYLE QUINCEY

Defenseman | 6' 2" | 207 lbs. | Shoots: Left
 Born: August 12, 1985 | Birthplace: Kitchener, Ontario

TRANSACTIONS

Detroit's second choice (fourth round, 132nd overall) in 2003 Entry Draft...Claimed off waivers by Los Angeles, Oct. 13, 2008...Acquired by Colorado, along with Tom Preissing and Los Angeles' fifth-round choice in the 2010 Entry Draft, in exchange for Ryan Smyth, July 3, 2009.

CAREER HIGHS

Goals/Game: 1 (5x), last: March 7, 2009 vs. Minnesota
Assists/Game: 2 (6x), last: Jan. 29, 2009 vs. Chicago
Points/Game: 2 (7x), last: March 7, 2009 vs. Minnesota
Point Streak: 4 games, March 3-9, 2009
Goal Streak: None
Assist Streak: 4 games, March 3-9, 2009
Consec. Games: 72, Oct. 17, 2008 - March 28, 2009
Mult. Pt Games: 2 pts (7)
Career Shootouts: No attempts

2008-09 SEASON

Led all Kings defensemen in scoring with 38 points (4g/34a) in 72 games...Also led all Kings backliners in assists, the second-highest total on the club... Ranked first on the team with 27 power-play points (which was 12th among NHL defensemen)...Had seven multi-point games, with the Kings going 6-1-0 in those contests...Finished second on the club in ice time (20:58)...Was claimed off waivers from Detroit at the beginning of the year on Oct. 13... Recorded his first NHL assist in his season debut, Oct. 17 vs. Carolina...Posted a career-high four-game assist/point streak (1g/4a) from March 3-9... Recorded his first career multi-point game with two assists on Nov. 1 vs. Calgary.

CAREER

2007-08: Appeared in six games with Detroit while spending most of the year in Grand Rapids (AHL)... Skated in 66 games with the Griffins, recording 20 points (5g/15a) and a team-high 149 penalty minutes...Suffered a broken hand in training camp and missed the entire preseason...Was recalled by

the Red Wings on Feb. 14 and dressed in six straight games from Feb. 15-26 before being reassigned to Grand Rapids...Was added to Detroit's postseason roster but did not see any action during the Wings' Stanley Cup championship run. **2006-07:** Appeared in six regular season games and 13 playoff contests with Detroit...Scored his first NHL goal (also first NHL point) in the season finale on April 7 vs. Chicago...Tallied 22 points (4g/18a) and 126 PIM in 65 games for Grand Rapids. **PLAYOFFS:** Made his NHL postseason debut in Game 6 of the Conference Quarterfinals on April 22 at Calgary...Went on to skate in all six games of the second round against San Jose and all six games of the Western Conference Finals against Anaheim...Averaged 8:11 of ice time during the NHL playoffs (0g/0a)...Also saw action in two playoff games for the Griffins. **2005-06:** Appeared in one game with Detroit, making his NHL debut on Nov. 25 at Anaheim...Ranked fifth among AHL rookie defensemen with 33 points (7g/26a) in 70 games for Grand Rapids...Also skated in 16 playoff games for the Griffins (0g/1a). **2004-05:** Named to the OHL Second All-Star Team after recording 46 points (15g/31a) and 111 penalty minutes in 59 games with Mississauga...Finished third in voting for the Max Kaminsky Trophy as the league's top defenseman...His 46 points ranked second among Mississauga defensemen and 10th among league defenders...Was selected as the Eastern Conference's "Best Defensive Defenseman"... Played in the 2005 OHL All-Star Game and was the co-winner of the Hardest Shot competition at the skills event (95 mph)...Competed for Team OHL at the ADT Canada-Russia Challenge. **2003-04:** Played three games with London before being traded to Mississauga...Combined with both teams to record 39 points (14g/25a) and 139 penalty minutes in 64 games...Represented the Eastern Conference at the 2004 OHL All-Star Game...Also appeared in 24 playoff games for Mississauga, recording 16 points (3g/13a), fourth among OHL defensemen. **2002-03:** Played for London in his first season in the Ontario Hockey League.



KYLE QUINCEY

PERSONAL

Kyle was awarded a Stanley Cup ring with Detroit in 2008 but did not qualify to be inscribed on the Stanley Cup...Celebrated his day with the Cup in Caledon, Ontario with family and friends...Also brought the Cup to the Alder Street Recreation Centre where more

than 500 young hockey players and their families joined him for photos and autographs...June 28, 2008 was declared 'Kyle Quincey' day in Orangeville, Ontario...Kyle played for the Orangeville Minor Hockey Association as a youngster...One of his childhood idols was former Maple Leafs forward Bill Berg.

STATISTICS

SEASON	TEAM	LEAGUE	GP	REGULAR SEASON										PLAYOFFS					
				G	A	PTS	PIM	+/-	PP	SH	GW	GP	G	A	PTS	PIM			
2001-02	Mississauga	OPJHL	27	5	14	19	31	-	-	-	-	-	-	-	-	-	-	-	-
2002-03	London	OHL	66	6	12	18	77	-	-	-	-	14	3	4	7	11	-	-	-
2003-04	London	OHL	3	0	2	2	4	-	-	-	-	-	-	-	-	-	-	-	-
	Mississauga	OHL	61	14	23	37	135	-	-	-	-	24	3	13	16	32	-	-	-
2004-05	Mississauga	OHL	59	15	31	46	111	-	-	-	-	5	0	3	3	4	-	-	-
2005-06	Grand Rapids	AHL	70	7	26	33	107	-	-	-	-	16	0	1	1	27	-	-	-
	Detroit	NHL	1	0	0	0	0	0	0	0	0	0	0	0	0	0	0	0	0
2006-07	Grand Rapids	AHL	65	4	18	22	126	-	-	-	-	2	0	0	0	0	-	-	-
	Detroit	NHL	6	1	0	1	0	0	0	0	0	13	0	0	0	2	0	0	0
2007-08	Grand Rapids	AHL	66	5	15	20	149	-	-	-	-	-	-	-	-	-	-	-	-
	Detroit	NHL	6	0	0	0	4	-3	0	0	0	0	0	0	0	0	0	0	0
2008-09	Los Angeles	NHL	72	4	34	38	63	-5	2	0	2	-	-	-	-	-	-	-	-
NHL TOTALS			85	5	34	39	67	-8	2	0	2	13	0	0	0	0	2	0	0

VS. NHL

	GP	G	A	PTS	PIM		GP	G	A	PTS	PIM		GP	G	A	PTS	PIM
Anaheim	6	1	2	3	4	Detroit	4	0	2	2	4	Ottawa	1	0	0	0	0
Atlanta	1	0	0	0	0	Edmonton	4	0	2	2	4	Philadelphia	2	0	1	1	0
Boston	1	0	0	0	2	Florida	1	0	0	0	0	Phoenix	4	0	4	4	13
Buffalo	1	0	0	0	0	Los Angeles	-	-	-	-	-	Pittsburgh	1	0	0	0	0
Calgary	5	0	3	3	2	Minnesota	4	1	1	2	4	St. Louis	4	1	3	4	2
Carolina	1	0	1	1	0	Montreal	1	0	0	0	2	San Jose	3	0	0	0	6
Chicago	7	1	4	5	8	Nashville	4	0	1	1	2	Tampa Bay	1	0	0	0	0
Colorado	5	0	3	3	2	New Jersey	2	0	0	0	2	Toronto	1	0	0	0	2
Columbus	7	0	2	2	0	NY Islanders	1	0	1	1	0	Vancouver	4	0	1	1	2
Dallas	6	1	1	2	6	NY Rangers	1	0	0	0	0	Washington	2	0	2	2	0



KYLE QUINCEY



24

RUSLAN SALEI

Defenseman | 6' 1" | 212 lbs. | Shoots: Left
 Born: November 2, 1974 | Birthplace: Minsk, Belarus

TRANSACTIONS

Anaheim's first selection (ninth overall) in 1996 Entry Draft...Signed by Florida as a free agent, July 2, 2006...Acquired by Colorado in exchange for Karlis Skarstins and a third-round pick (Adam Comrie) in the 2008 Entry Draft, Feb. 26, 2008.

CAREER HIGHS

Goals/Game: 1 (42x), last: Feb. 15, 2009 at Detroit
Assists/Game: 2 (14x), last: Jan. 21, 2009 vs. LA
Points/Game: 3, Dec. 9, 2006 at NY Islanders
Point Streak: 6 games, Nov. 2-16, 2006 (2g/4a)
Goal Streak: 2 games (3x), Nov. 8-10, 2006
Assist Streak: 3 games (3x), last: Nov. 20-24, 2006
Mult. Pt. Games: 2 pts (19), 3 pts (1)
Career Shootouts: No attempts

2008-09 SEASON

Finished second among Colorado defensemen in scoring with 21 points (4g/17a) in 70 games...Led all Avalanche backliners in hits (107) and was third in blocked shots (143)...Missed the final eight games of the season due to a knee injury suffered on March 25 vs. Anaheim...Did not dress on Dec. 16 at Philadelphia...Left after the first period on Dec. 21 at Florida (torso)...Missed one game, Dec. 23 vs. Phoenix...Appeared in his 800th NHL game on Jan. 15 at St. Louis...Surpassed 1,000 career penalty minutes on March 12 vs. Minnesota...Missed two games, March 17-19, due to a foot injury...Following the season, Salei played for Belarus at the 2009 IIHF World Championship in Switzerland...Recorded five points (2g/3a) in six games, finishing as Belarus' top scoring defenseman.

CAREER

2007-08: Was acquired by Colorado at the trade deadline and recorded seven points (3g/4a) in 17 games with the Avalanche...Appeared in a combined 82 games between Colorado and Florida, tallying 30 points (6g/24a)...Matched career highs in games played and goals, while his assist and point totals were the second highest of his career...Left in the

first period on March 9 at Dallas (eye) and missed one game...Played in all 65 games for the Panthers prior to the trade, notching 23 points (3g/20a)...Was leading Florida defensemen in assists and ranked second in points at the time of his departure. **PLAYOFFS:** Tied for first among Colorado defensemen with five points (1g/4a) during the playoffs...Led the Avs in hits (25) and blocked shots (24)...Assisted on Joe Sakic's overtime winner in Game One (CQF) at Minnesota on April 9...Had a goal and one assist in Game Four (CQF) vs. Minnesota on April 15, his second career multi-point game in the playoffs. **2006-07:** Set career-highs in goals (6), assists (26) and points (32) while appearing in all 82 games for the Florida Panthers...Had a career-best six-game point streak from Nov. 2-16...Tallied a career-high three points (1g/2a) on Dec. 9 at NY Islanders. **2005-06:** Posted a career-high +17 plus/minus rating in 78 games for Anaheim...Also set a personal best with 114 penalty minutes...Collected his 100th NHL point on Jan. 21 vs. Florida...Missed four games, Jan. 28-Feb. 4, after being struck in the face with a puck. **PLAYOFFS:** Scored three playoff goals after tallying just one during the regular season...Set a playoff career high with two points (1g/1a) in Game 7 at Calgary (WCQF) on May 3...Scored the game-winner against Edmonton in Game Four (WCF) on May 25. **2003-04:** Ranked first on the Ducks in ice time (23:41) and second in PIM (110)...Played in his 500th NHL game Feb. 29 vs. Los Angeles. **2002-03:** Became the first defenseman in club history to reach 400 career games on Dec. 28 at Vancouver...Missed seven games (Dec. 4-19) and also 11 contests (March 7-30) due to a lower back strain. **PLAYOFFS:** Skated in all 21 playoff games as the Ducks advanced to the Stanley Cup Finals...Logged 53:55 of ice time and had an assist in Anaheim's five-overtime victory over Dallas in Game One (CSF) on April 24...Tallied first career playoff goal in Game Six (CSF) against Dallas on May 5...Scored the winning goal in overtime in Game Three of the Stanley Cup Finals against New Jersey (May 31). **2001-02:** Became Anaheim's all-time leader in games played by a defenseman (348) on Jan. 30 vs. Columbus...Skated in 300th



RUSLAN SALEI

NHL game Oct. 21 vs. Vancouver. **2000-01:** Tied for second on the club in hits (146) and was third in shifts-per-game (27.0)...Missed 23 games, Jan. 21 to March 14, with a concussion...Also missed six games with a sore foot, Oct. 29-Nov. 8. **1999-00:** Skated in his 200th NHL game Jan. 5 vs. Florida... Missed 10 games due to suspension, Oct. 5-27. **1998-99:** Played in his 100th NHL contest Nov. 4 vs. St. Louis. **PLAYOFFS:** Made his NHL playoff debut in Game One (WCQF) at Detroit on April 21. **1997-98:** Led all Ducks defensemen with a +7 rating...Scored first NHL goal Nov. 7 at Calgary. **1996-97:** Made his NHL debut at Montreal on Oct. 7...Earned his first NHL assist/point Nov. 11 vs. Dallas.

INTERNATIONAL

Played for Belarus at the 2002 Winter Olympics in Salt Lake City, which included an upset win over Sweden in the medal round...Also represented Belarus in the 1998 Olympics in Nagano, Japan, where he became the first NHL player to ever participate in the Olympic Games...He was also the first NHL player to score a goal in the Olympics...Led all players in shots at the 1998 Olympics with 45...Competed for Belarus at the 1998, 2000, 2001, 2008 and 2009 IIHF World Championships.

PERSONAL

Ruslan and his wife, Bethann, have two children, Alexis (4) and Aleksandro (2).

STATISTICS

SEASON	TEAM	LEAGUE	REGULAR SEASON											PLAYOFFS				
			GP	G	A	PTS	PIM	+/-	PP	SH	GW	GP	G	A	PTS	PIM		
1994-95	Tivali Minsk	Russia	51	4	2	6	44	-	-	-	-	-	-	-	-	-	-	-
1995-96	Las Vegas	IHL	76	7	23	30	123	-	-	-	-	-	15	3	7	10	18	-
1996-97	Anaheim	NHL	30	0	1	1	37	-8	0	0	0	0	-	-	-	-	-	-
	Las Vegas	IHL	8	0	2	2	24	-	-	-	-	-	3	2	1	3	6	-
1997-98	Baltimore	AHL	12	1	4	5	12	-	-	-	-	-	-	-	-	-	-	-
	Cincinnati	AHL	6	3	6	9	14	-	-	-	-	-	-	-	-	-	-	-
Anaheim	NHL	NHL	66	5	10	15	70	+7	1	0	0	0	-	-	-	-	-	-
	Belarus	Olympics	7	1	0	1	4	-	-	-	-	-	-	-	-	-	-	-
Belarus	WC	2	1	0	1	2	-	-	-	-	-	-	-	-	-	-	-	-
1998-99	Anaheim	NHL	74	2	14	16	65	+1	1	0	0	0	3	0	0	0	4	4
1999-00	Anaheim	NHL	71	5	5	10	94	+3	1	0	0	0	-	-	-	-	-	-
	Belarus	WC	6	0	1	1	4	-	-	-	-	-	-	-	-	-	-	-
2000-01	Anaheim	NHL	50	1	5	6	70	-14	0	0	0	0	-	-	-	-	-	-
	Belarus	WC	6	0	1	1	31	-	-	-	-	-	-	-	-	-	-	-
2001-02	Anaheim	NHL	82	4	7	11	97	-10	0	0	1	1	-	-	-	-	-	-
	Belarus	Olympics	6	2	1	3	4	-	-	-	-	-	-	-	-	-	-	-
2002-03	Anaheim	NHL	61	4	8	12	78	+2	0	0	0	0	21	2	3	5	26	26
2003-04	Anaheim	NHL	82	4	11	15	110	-1	0	1	2	2	-	-	-	-	-	-
2004-05	Kazan Ak-Bars	Russia	35	8	11	19	36	-	-	-	-	-	3	0	0	0	2	-
2005-06	Anaheim	NHL	78	1	18	19	114	+17	0	0	0	0	16	3	2	5	18	18
2006-07	Florida	NHL	82	6	26	32	102	-13	2	0	0	0	-	-	-	-	-	-
2007-08	Florida	NHL	65	3	20	23	75	-5	1	0	0	0	-	-	-	-	-	-
	Colorado	NHL	17	3	4	7	23	+1	0	0	1	1	10	1	4	5	4	4
Belarus	WC	5	0	2	2	6	-	-	-	-	-	-	-	-	-	-	-	-
2008-09	Colorado	NHL	70	4	17	21	72	-4	1	0	0	0	-	-	-	-	-	-
	Belarus	WC	6	2	3	5	6	-	-	-	-	-	-	-	-	-	-	-
NHL TOTALS			828	42	146	188	1007	-24	7	1	4	4	50	6	9	15	52	52

VS. NHL

	GP	G	A	PTS	PIM		GP	G	A	PTS	PIM		GP	G	A	PTS	PIM
Anaheim	5	1	0	1	4	Detroit	34	3	3	6	40	Ottawa	21	0	2	2	24
Atlanta	23	2	2	4	23	Edmonton	44	1	5	6	48	Philadelphia	20	0	2	2	22
Boston	18	0	10	10	46	Florida	11	0	2	2	12	Phoenix	43	0	12	12	48
Buffalo	22	2	2	4	18	Los Angeles	43	2	10	12	44	Pittsburgh	18	1	4	5	30
Calgary	40	3	2	5	51	Minnesota	28	1	5	6	47	St. Louis	35	2	8	10	26
Carolina	28	2	3	5	30	Montreal	19	2	3	5	18	San Jose	44	4	3	7	61
Chicago	30	2	5	7	47	Nashville	29	0	6	6	40	Tampa Bay	27	3	10	13	22
Colorado	35	3	4	7	50	New Jersey	21	0	4	4	18	Toronto	20	1	4	5	26
Columbus	22	1	2	3	40	NY Islanders	18	1	9	10	18	Vancouver	41	3	9	12	36
Dallas	47	0	6	6	84	NY Rangers	19	2	2	4	14	Washington	23	0	7	7	20



26

PAUL STASTNY

Center | 6' 0" | 205 lbs. | Shoots: Left
 Born: December 27, 1985 | Birthplace: Quebec City, Quebec

TRANSACTIONS

Colorado's second choice (second round, 44th overall) in 2005 Entry Draft.

CAREER HIGHS

Goals/Game: 3, Oct. 3, 2007 vs. Dallas
Assists/Game: 4, Oct. 7, 2007 vs. San Jose
Points/Game: 5 (2x), last: Dec. 9, 2007 vs. St. Louis
Point Streak: 20 games, Feb. 3 - March 17, 2007
Goal Streak: 4 games, Feb. 6-13, 2007
Assist Streak: 6 games, Oct. 9-20, 2008
Consec. Games: 128, Oct. 4, 2006 - Jan. 15, 2008
Mult. Pt Games: 2 pts (33), 3 pts (12), 4 pts (1),
 5 pts (2)
Career Shootouts: 0-4 (0.0%)

2008-09 SEASON

Finished fifth on the team with 36 points (11g/25a) despite playing only 45 games...Missed a total of 37 games due to two separate injuries...Ranked third on the Avalanche in both power-play goals (7) and PP points (19)...Missed 26 games after suffering a broken forearm while blocking a shot on Dec. 23 vs. Phoenix...Underwent surgery on Dec. 30 and returned to the ice eight weeks later on Feb. 24 at Atlanta...Was leading the Avalanche in scoring at the time of the injury with 31 points (10g/21a)...Sat out the final 11 games of the year with a broken foot suffered while blocking a shot on March 17 at Minnesota...Collected points in each of his first seven games, the longest scoring streak to begin a season by an Avalanche player since 1999-2000 (Joe Sakic, 8 games)...Picked up an assist in each of his first six games, setting a franchise record for longest assist streak to start a season...Tallied his 100th career helper on Oct. 14 at Calgary.

CAREER

2007-08: Colorado's leading scorer with 71 points (24g/47a) in 66 games...Also led the team in assists and plus/minus (+22) and finished third in goals...First Avalanche player to score 20 goals in each of his first two NHL seasons since Chris Drury in 1999-2000...Was named to the Western Conference roster for the 2008 NHL All-Star Game (first career All-Star selection)...Did not participate in the game due to

injury...Registered 46 points (16g/30a) and was +25 in 32 home games...Only Evgeni Malkin (1.56) averaged more points on home ice than Stastny (1.44)...Topped the Avalanche with 21 power-play points (3g/18a) and had the best faceoff percentage on the team at 51.0%...Missed 15 games after having his appendix removed on Jan. 17...Placed on Injured Reserve, Jan. 19 (retro to Jan. 17) and activated on Feb. 22...Was named the NHL's "First Star" for the opening week of the season...Led all players in scoring during the week with eight points (4g/4a) in three games...Was the first Avalanche/Nordiques player to record eight or more points in his first three games of a season since Joe Sakic in 1992-93...Tallied his first career hat trick in the season opener against Dallas on Oct. 3 at Pepsi Center...Stastny's three-goal effort marked just the fourth Opening Night hat trick in franchise history and the first since Dale Hunter in 1983...Recorded his 100th NHL point in his 99th career game on Nov. 11 vs. Minnesota...Became one of only six active players to record 100 points in fewer than 100 games, joining Alex Ovechkin (77 games), Sidney Crosby (80), Evgeni Malkin (89), Paul Kariya (98) and Sergei Fedorov (99)...Scored his first career overtime goal on Feb. 26 at Calgary...Did not dress on March 20 at Calgary (flu)...Had a pair of 5-point games, Oct. 7 vs. San Jose (1g/4a) and Dec. 9 vs. St. Louis (2g/3a). **PLAYOFFS:** Totaled three points (2g/1a) in nine postseason games...Appeared in his first NHL playoff contest in Game One (CQF) at Minnesota on April 9...Scored his first career playoff goal in Game Five at Minnesota on April 17...Left in the first period of Game Three (CSF) against Detroit due to a knee injury (April 29), forcing him to miss Game Four. **2006-07:** Was named to the NHL All-Rookie Team...Finished second in Calder Trophy voting behind Pittsburgh's Evgeni Malkin...Ranked second among NHL rookies in scoring with 78 points, the fourth highest total by a rookie in franchise history...Only his father Peter (109 in 1980-81) and uncles Marian (89 in 1981-82) and Anton (85 in 1980-81) recorded more points in their first season...Finished second among league rookies in assists (50) and ranked fourth in goals (28)...Shared the NHL rookie lead with six game-winning goals and was one of only two rookies to appear in all 82 games...Stastny's season was highlighted by an



PAUL STASTNY

NHL rookie-record 20-game point streak from Feb. 3 to March 17...It was the longest scoring streak in the NHL that season and the second longest in franchise history behind Mats Sundin's 30-game stretch in 1992-93...The 21-year-old became the third youngest player in NHL history to record a 20-game point streak, following Mario Lemieux and Wayne Gretzky...Stastny had 11 goals and 18 assists with a +12 rating during the streak...Finished third on the Avalanche in all three scoring categories and tied for the team lead in GWG...Led all NHL rookies in even-strength scoring with 46 points...Set an NHL rookie record by notching a point in 15 consecutive road games from Jan. 13 to March 17...Began the season wearing #62 before switching to #26, the same number as his father...Wore his #26 sweater for the first time on Oct. 21 at Montreal and scored his first NHL goal that night...Made his NHL debut in the season opener on Oct. 4 vs. Dallas...Recorded his first NHL point (assist) on Oct. 8 vs. Vancouver...Scored a goal in four consecutive games, Feb. 6-13...Named NHL Rookie of the Month for February after leading all first-year players with 19 points (8g/11a) in 14 games...Assisted on Joe Sakic's 600th career goal on Feb. 15 at Calgary.

COLLEGE / OTHER

2005-06: Was named to the WCHA First All-Star Team as a sophomore at the University of Denver... Garnered All-American honors from U.S. College Hockey Online (third team) and the American Hockey Coaches Association (second team West)...Captured the WCHA scoring title with 44 points in 28 conference games, becoming the first DU Pioneer to win the league scoring title since Dave Shields in 1989-90... Shared the overall team scoring lead with 53 points (19g/34a)...Was selected to the WCHA All-Academic Team. **2004-05:** Named WCHA Rookie of the Year after helping the Pioneers win the national championship as a freshman...Recorded two goals and an assist in Denver's 4-1 victory over North Dakota in the NCAA title game and was named to the Frozen Four All-Tournament Team...Tied for third in the nation in freshman scoring at 1.07 points-per-game...Earned USCHO.com Rookie of the Year honors and was named to the WCHA All-Rookie Team. **2003-04:** Named River City's MVP and first-team All-USHL after leading the club with 77 points.

PERSONAL

Son of Hockey Hall-of-Famer Peter Stastny...His uncles, Anton and Marian, also played in the NHL... Older brother Yan is with the St. Louis Blues...Is involved with Garth Brooks' "Teammates for Kids."

INTERNATIONAL

Played for the U.S. National Team at the 2007 IIHF World Championship in Moscow...Finished as Team USA's second-leading scorer at the tournament with eight points (4g/4a).

STATISTICS

SEASON	TEAM	LEAGUE	GP	REGULAR SEASON								PLAYOFFS						
				G	A	PTS	PIM	+/-	PP	SH	GW	GP	G	A	PTS	PIM		
2003-04	River City	USHL	56	30	47	77	46	-	-	-	-	-	-	3	1	2	3	0
2004-05	Univ. of Denver	WCHA	42	17	28	45	30	-	-	-	-	-	-	-	-	-	-	-
2005-06	Univ. of Denver	WCHA	39	19	34	53	79	-	-	-	-	-	-	-	-	-	-	-
2006-07	Colorado	NHL	82	28	50	78	42	+4	11	0	6	-	-	-	-	-	-	-
	United States	WC	7	4	4	8	2	-	-	-	-	-	-	-	-	-	-	-
2007-08	Colorado	NHL	66	24	47	71	24	+22	3	0	4	9	2	1	3	6	-	-
2008-09	Colorado	NHL	45	11	25	36	22	-9	7	0	2	-	-	-	-	-	-	-
NHL TOTALS			193	63	122	185	88	+17	21	0	12	9	2	1	3	6		

VS. NHL

	GP	G	A	PTS	PIM		GP	G	A	PTS	PIM		GP	G	A	PTS	PIM
Anaheim	7	1	3	4	4	Detroit	8	2	4	6	0	Ottawa	1	0	0	0	0
Atlanta	4	1	3	4	0	Edmonton	20	4	16	20	6	Philadelphia	3	2	2	4	0
Boston	2	0	2	2	2	Florida	3	1	2	3	0	Phoenix	9	6	5	11	4
Buffalo	2	0	2	2	0	Los Angeles	11	4	11	15	8	Pittsburgh	1	0	0	0	0
Calgary	19	11	12	23	14	Minnesota	19	6	10	16	6	St. Louis	7	4	5	9	8
Carolina	2	1	1	2	0	Montreal	1	1	0	1	0	San Jose	8	1	8	9	8
Chicago	8	0	2	2	4	Nashville	9	1	2	3	8	Tampa Bay	4	3	3	6	0
Colorado	-	-	-	-	-	New Jersey	2	1	1	2	0	Toronto	1	0	1	1	0
Columbus	8	4	3	7	4	NY Islanders	2	0	1	1	0	Vancouver	18	4	15	19	4
Dallas	10	5	5	10	6	NY Rangers	2	0	2	2	2	Washington	2	0	1	1	0

PAUL STASTNY



25

CHRIS STEWART

Right Wing | 6' 2" | 228 lbs. | Shoots: Right
 Born: October 30, 1987 | Birthplace: Toronto, Ontario

TRANSACTIONS

Colorado's first selection (first round, 18th overall) in 2006 Entry Draft.

CAREER HIGHS

Goals/Game: 1 (11x), last: April 9, 2009 vs. Dallas

Assists/Game: 1 (8x), last: March 14, 2009 at Edm

Points/Game: 2 (3x), last: Jan. 21, 2009 vs. Los Angeles

Point Streak: 3 games, Jan. 16-21, 2009

Goal Streak: 2 games (2x), last: Jan. 18-21, 2009

Assist Streak: None

Consec. Games: 42, Dec. 5, 2008 - March 10, 2009

Mult. Pt Games: 2 pts (3)

Career Shootouts: 0-1 (0.0%)

2008-09 SEASON

Was recalled from Lake Erie (AHL) on Dec. 5 and played in 53 games for the Avalanche in his first NHL season...Was Colorado's top rookie scorer with 11 goals and 19 points...Became only the third rookie in Avalanche history to record at least 10 goals and 50 penalty minutes, joining Chris Drury (1998-99) and Marek Svatos (2005-06)...Tied for third on the club with eight fighting majors...Made his NHL debut on Dec. 5 at Dallas...Recorded his first NHL goal and assist on Dec. 9 vs. Los Angeles...Stewart's goal came on a short-handed breakaway in the second period...Notched his first career "Gordie Howe Hat Trick" on Jan. 21 vs. Los Angeles...Did not dress on March 12 vs. Minnesota after playing 42 consecutive games following his Dec. 5 recall...Left in the second period on March 19 vs. Edmonton (head)...Missed three games, March 22-27...Finished with 11 points (5g/6a) in 19 games with the Lake Erie Monsters.

CAREER

2007-08: Scored a team-high 25 goals in his first professional season with the Lake Erie Monsters (AHL)...Led the Monsters in game-winning goals (4) and finished third in points (44)...Was also among the team leaders in games played (2nd, 77), power-play goals (3rd, 9), shots (3rd, 135), penalty minutes (5th, 93) and assists (6th, 19)...Netted the first hat trick in Lake Erie history on Nov. 17 vs. Toronto...Recalled by the Avalanche on April 17 but did not dress in

the Stanley Cup Playoffs. **2006-07:** Served as team captain in his third and final season with Kingston of the Ontario Hockey League...Finished second on the club in scoring with 82 points in 61 games...Was also second on the Frontenacs in goals (36) and assists (46) and ranked third in penalty minutes (108)...Shared the team lead with 14 power-play goals...Was selected to the 2007 OHL All-Star Game, where he scored a goal in the Eastern Conference's 13-9 victory over the West on Jan. 31 in Saginaw...Collected six points (4g/2a) in five playoff games for Kingston...Signed a three-year, entry-level contract with the Avalanche on April 3 and reported to Albany of the American Hockey League...Made his pro debut for the River Rats on April 4 at Springfield and played in five games overall...Scored his first professional goal on April 14 against Norfolk...Also appeared in one playoff game for Albany...Totaled 199 points (91g/108a) in 187 career games with Kingston. **2005-06:** Scored 37 goals with 50 assists and 118 penalty minutes in 62 games with Kingston of the Ontario Hockey League...Finished second on the team and 13th in the OHL with 87 points...He was also second on the Frontenacs in goals and assists, both of which ranked among the league's top 25...Participated in the 2006 OHL All-Star Game on Feb. 1 in Belleville, scoring two goals in the Eastern Conference's 9-3 victory over the West...Voted to play in the 2006 CHL Top Prospects Game in Ottawa...Potted two goals in six playoff games for the Frontenacs...Ranked as the No. 8 prospect in North America by NHL Central Scouting entering the 2006 Entry Draft. **2004-05:** In his first season at the major junior level, Chris scored 18 goals in 64 games for the Kingston Frontenacs.

PERSONAL

Nickname is "Stewy"...Chris' brother, Anthony, signed with the Atlanta Thrashers this offseason after spending the previous four years with the Florida Panthers...Chris and Anthony were teammates at Kingston in 2004-05...Sat out the 2003-04 hockey season to play football for West Hill High School in Scarborough, Ontario, where he helped his team to the league championship game...Scored 10 touchdowns as West Hill's starting tight end.



CHRIS STEWART

STATISTICS

SEASON	TEAM	LEAGUE	GP	REGULAR SEASON								PLAYOFFS				
				G	A	PTS	PIM	+/-	PP	SH	GW	GP	G	A	PTS	PIM
2004-05	Kingston	OHL	64	18	12	30	45	-	-	-	-	-	-	-	-	
2005-06	Kingston	OHL	62	37	50	87	118	-	-	-	-	6	2	0	2	13
2006-07	Kingston	OHL	61	36	46	82	108	-	-	-	-	5	4	2	6	6
	Albany	AHL	5	1	2	3	2	-	-	-	-	1	0	0	0	0
2007-08	Lake Erie	AHL	77	25	19	44	93	-	-	-	-	-	-	-	-	-
2008-09	Lake Erie	AHL	19	5	6	11	23	-	-	-	-	-	-	-	-	-
	Colorado	NHL	53	11	8	19	54	-18	1	1	1	-	-	-	-	-
NHL TOTALS			53	11	8	19	54	-18	1	1	1	-	-	-	-	-

VS. NHL

	GP	G	A	PTS	PIM		GP	G	A	PTS	PIM		GP	G	A	PTS	PIM
Anaheim	2	0	1	1	0	Detroit	4	0	0	0	0	Ottawa	1	0	0	0	0
Atlanta	2	1	0	1	2	Edmonton	3	0	2	2	7	Philadelphia	1	0	0	0	5
Boston	-	-	-	-	-	Florida	1	0	0	0	2	Phoenix	3	0	1	1	0
Buffalo	-	-	-	-	-	Los Angeles	2	2	2	4	9	Pittsburgh	1	0	0	0	0
Calgary	2	1	0	1	0	Minnesota	3	0	0	0	0	St. Louis	3	1	0	1	5
Carolina	1	0	1	1	5	Montreal	1	0	0	0	0	San Jose	2	0	0	0	5
Chicago	3	2	0	2	0	Nashville	2	1	0	1	0	Tampa Bay	1	0	0	0	0
Colorado	-	-	-	-	-	New Jersey	1	0	0	0	0	Toronto	1	1	0	1	0
Columbus	3	1	1	2	5	NY Islanders	1	0	0	0	0	Vancouver	4	0	0	0	4
Dallas	3	1	0	1	0	NY Rangers	1	0	0	0	5	Washington	1	0	0	0	0



CHRIS STEWART



40

MAREK SVATOS

Right Wing | 5' 10" | 185 lbs. | Shoots: Right
 Born: June 17, 1982 | Birthplace: Kosice, Slovakia

TRANSACTIONS

Colorado's 10th selection (seventh round, 227th overall) in 2001 Entry Draft.

CAREER HIGHS

Goals/Game: 3 (2x), last: Jan. 9, 2006 vs. St. Louis

Assists/Game: 3 (2x), last: Nov. 29, 2008 vs. TB

Points/Game: 4, Oct. 10, 2005 vs. Calgary

Point Streak: 7 games, Nov. 16-27, 2005

Goal Streak: 4 games, Jan. 5-11, 2006

Assist Streak: 4 games (2x), last: Feb. 24 - March 1, 2008

Consec. Games: 61, Oct. 8, 2005 - March 4, 2006

Mult. Pt. Games: 2 pts (19), 3 pts (8), 4 pts (1)

Career Shootouts: 8-26 (30.8%)

Penalty Shots: 1-for-1

2008-09 SEASON

Appeared in a career-high 69 games, recording 14 goals and 20 assists... Tied for fourth on the team in both goals and power-play goals (6) and was sixth in assists and points (34)... Went 3-for-9 in shootouts with three game-deciding goals (tied for second in NHL)... Skated in his 200th NHL game on Oct. 25 vs. Buffalo... Matched his career high with three assists on Nov. 29 vs. Tampa Bay... Missed six games after injuring his back on Dec. 9 vs. Los Angeles... Scored a season-high two goals and added an assist on Feb. 2 vs. Calgary... Left after the second period on March 22 at San Jose (head)... Missed two games, March 25-27... Sat out the last three games of the season due to a finger injury.

CAREER

2007-08: Missed the final 16 games of the season after suffering a torn ACL on March 1 vs. Los Angeles... Was leading the team with 26 goals at the time of his injury, a total that still finished second on the club at season's end... Scored 23 of his 26 goals at even strength... Shared the team lead with six game-winning goals... Ranked among the NHL leaders in shooting percentage (3rd, 18.6%)... Finished third on the Avalanche in plus/minus with

a +13 rating... Missed three games due to a groin injury, Nov. 30-Dec. 3... Scored the overtime game-winner on Jan. 5 vs. NY Islanders, his 100th NHL point... Led the Avalanche with nine goals and 12 points during the month of January... Sat out one game, Feb. 2 at St. Louis, with a groin injury... Shared the team lead with nine points (4g/5a) in the month of February... Was riding a season-high six-game point streak (1g/5a) when he went down with the knee injury. **2006-07:** Recorded 15 goals and 15 assists in 66 games during his second NHL season... On Oct. 25 vs. Washington, Svatos posted a career-high three assists and tied a franchise record with 11 shots-on-goal... Led the Avalanche with six goals in November... Missed one game because of the flu, Dec. 11 vs. Carolina... Missed a total of 12 games due to a groin injury (Dec. 15, Dec. 19-27, March 1-14, April 7-8). **2005-06:** Despite missing the final 20 games of the season due to a fracture in his right shoulder, Marek tied Joe Sakic for the team lead with 32 goals... Finished third among NHL rookies in goals, trailing only Alex Ovechkin (52) and Sidney Crosby (39)... Was second among league rookies in goals-per-game (0.52)... Became the first rookie in Avalanche history to score 30 or more goals in a single season... Tied the NHL rookie record with nine game-winning goals, equaling the mark set by Steve Larmer in 1982-83... His nine game winners led the entire NHL at the time of his injury and wound up tied for third in the league... Notched 12 power-play goals, tied for the most by a rookie in club history (Anton Stastny in 1980-81)... Missed the season opener with a groin injury... Recorded his first career hat trick and tallied a career-high four points (3g/1a) on Oct. 10 vs. Calgary... With only six games under his belt, Svatos had the "earliest" hat trick to begin a career since Atlanta's Dean Sylvester accomplished the feat in just his fourth career game, Nov. 22, 1999 vs. Vancouver... Assisted on Pierre Turgeon's 500th goal on Nov. 8 vs. San Jose... Compiled a seven-game point streak, Nov. 16-27 (5g/5a)... Scored the first penalty shot goal by a rookie in franchise history on Dec. 4 vs. Buffalo... Notched his second



MAREK SVATOS

hat trick on Jan. 9 vs. St. Louis...Potted 10 goals in January, the first Avs/Nordiques rookie to score 10 goals in a single month since Joe Sakic in October of 1988...Suffered a shoulder injury on March 4 at Dallas, forcing him to miss the remainder of the season. **2004-05:** Skated in 72 games for Hershey, finishing fourth on the team in goals (18), assists (28) and points (46). **2003-04:** Made his NHL debut in the season opener on Oct. 10 vs. Chicago...Suffered a shoulder injury in the second game of the season, Oct. 12 at St. Louis, forcing him to miss the next 78 games...Returned to the lineup April 2 at Columbus and scored two goals (first NHL points), including the game-winner. **PLAYOFFS:** Registered his first playoff assist/point in his playoff debut against Dallas (Gm 1, WCQF)...Scored the overtime winner (first playoff goal) in Game Four at Dallas on April 14, ending the fifth-longest overtime in franchise history at 5:18 of the second OT...Chipped in three assists in Game Five vs. Dallas. **2002-03:** Sustained his third separated shoulder in a three-week span on Jan. 22...Forced to undergo season-ending surgery on Jan. 29, 2003, ending his AHL rookie season (missed 34 games)... Sat out the majority of training camp and the first

four games of the season recovering from a previous surgical procedure...Missed 11 additional games with a sprained knee. **2001-02:** Member of the 2002 Memorial Cup Champions, the Kootenay Ice... Set a franchise record for most power play goals in a season (22). **2000-01:** Finished seventh on the Ice in goals (23) despite playing only 39 games.

INTERNATIONAL

Played for Slovakia in the 2006 Winter Olympics in Torino, Italy, appearing in all six contests (no points)...Performed for Slovakia at the 2002 IIHF World Junior Championship, scoring seven goals in seven games...Named 2000 Top Slovakian Junior... Represented Slovakia at the 2000 World Under-18 Championship.

PERSONAL

Marek and his wife, Diana, have a son, Marek David...Favorite hockey players growing up were Joe Sakic and Steve Yzerman...Is involved with Garth Brooks' "Teammates For Kids."

STATISTICS

SEASON	TEAM	LEAGUE	REGULAR SEASON											PLAYOFFS				
			GP	G	A	PTS	PIM	+/-	PP	SH	GW	GP	G	A	PTS	PIM		
1999-00	HC Kosice Jr.	Slovakia-Jr.	39	43	30	73	28	-	-	-	-	-	-	-	-	-	-	
	HC Kosice	Slovakia	19	2	2	4	0	-	-	-	-	-	-	-	-	-	-	
2000-01	Kootenay	WHL	39	23	18	41	47	-	-	-	-	11	7	2	9	26		
2001-02	Kootenay	WHL	53	38	39	77	58	-	-	-	-	21	12	6	18	40		
	Slovakia	WJC	7	7	1	8	6	-	-	-	-	-	-	-	-	-		
2002-03	Hershey	AHL	30	9	4	13	10	-	-	-	-	-	-	-	-	-		
2003-04	Colorado	NHL	4	2	0	2	0	+1	1	0	1	11	1	5	6	2		
2004-05	Hershey	AHL	72	18	28	46	69	-	-	-	-	-	-	-	-	-		
2005-06	Colorado	NHL	61	32	18	50	60	0	12	0	9	-	-	-	-	-		
		Slovakia Olympics	6	0	0	0	0	-	-	-	-	-	-	-	-	-		
2006-07	Colorado	NHL	66	15	15	30	46	+1	8	0	2	-	-	-	-	-		
2007-08	Colorado	NHL	62	26	11	37	32	+13	3	0	6	-	-	-	-	-		
2008-09	Colorado	NHL	69	14	20	34	34	-6	6	0	1	-	-	-	-	-		
NHL TOTALS			262	89	64	153	172	+9	30	0	19	11	1	5	6	2		

VS. NHL

	GP	G	A	PTS	PIM		GP	G	A	PTS	PIM		GP	G	A	PTS	PIM
Anaheim	11	2	1	3	8	Detroit	14	2	2	4	4	Ottawa	3	1	1	2	6
Atlanta	3	0	0	0	2	Edmonton	22	4	6	10	14	Philadelphia	3	1	0	1	2
Boston	2	0	1	1	0	Florida	2	1	0	1	4	Phoenix	14	6	0	6	12
Buffalo	2	1	0	1	2	Los Angeles	14	5	5	10	6	Pittsburgh	3	1	1	2	0
Calgary	19	13	5	18	14	Minnesota	24	7	4	11	16	St. Louis	12	3	1	4	6
Carolina	2	2	0	2	0	Montreal	3	1	2	3	2	San Jose	12	2	2	4	10
Chicago	12	5	2	7	6	Nashville	16	2	5	7	14	Tampa Bay	3	0	3	3	0
Colorado	-	-	-	-	-	New Jersey	1	0	2	2	0	Toronto	3	1	2	3	10
Columbus	17	8	4	12	10	NY Islanders	3	3	1	4	0	Vancouver	24	11	8	19	12
Dallas	12	5	2	7	8	NY Rangers	3	1	0	1	2	Washington	3	1	4	5	2

MAREK SVATOS

MAREK SVATOS

MAREK SVATOS



16

DARCY TUCKER

Right Wing | 5' 10" | 178 lbs. | Shoots: Left
Born: March 15, 1975 | Birthplace: Castor, Alberta

TRANSACTIONS

Montreal's eighth selection (sixth round, 151st overall) in 1993 Entry Draft...Acquired by Tampa Bay, along with Stephane Richer and David Wilkie, in exchange for Patrick Poulin, Mick Vukota and Igor Ulanov, Jan. 15, 1998...Acquired by Toronto, along with Tampa Bay's fourth-round choice (Miguel Delisle) in 2000 Entry Draft, in exchange for Mike Johnson, Marek Posmyk and Toronto's fifth round (Pavel Sedov) and sixth round (Aaron Gionet) choices in 2000 Entry Draft, Feb. 9, 2000...Signed by Colorado as a free agent, July 1, 2008.

CAREER HIGHS

Goals/Game: 2 (23x), last: Feb. 25, 2008 at Ottawa
Assists/Game: 4, Oct. 10, 2002 at Pittsburgh
Points/Game: 4 (2x), last: Oct. 14, 2005 at Atlanta
Point Streak: 8 games, Dec. 6-22, 2001
Goal Streak: 4 games, Nov. 18-24, 2006
Assist Streak: 5 games, April 6-15, 2006
Consec. Games: 145, Jan. 7, 2000 - Nov. 19, 2001
Mult. Pt. Games: 2 pts (77), 3 pts (12), 4 pts (2)
Career Shootouts: 3-12 (25.0%)

2008-09 SEASON

Collected eight goals and eight assists in 63 games with the Avalanche...Ranked fifth on the team in both hits (102) and penalty minutes (67)...Scored his 200th NHL goal on Nov. 8 vs. Nashville, the only tally in a 1-0 Avalanche victory...Notched the tying goal with 10.7 seconds left in regulation and added the shootout winner on Nov. 15 at Edmonton...Suffered a knee injury on Nov. 24 at Anaheim, forcing him to miss 11 games...Placed on IR, Nov. 25, and activated on Dec. 18...Missed two games (personal), Feb. 15-17...Scored the fastest goal to begin a period by an Avalanche player during the season on March 15 at Vancouver (0:14 of 3rd).

CAREER

2007-08: Recorded 18 goals with 100 penalty minutes in 74 games for the Maple Leafs...Reached 100 PIM's for the eighth time in his career...Missed seven games (knee) from Oct. 23-Nov. 6...Missed one game (shoulder) on Dec. 6 at the New York Rangers...

Finished his Leafs career with 148 goals and 319 points in 531 games...Only Mats Sundin (259) had more goals with the franchise during that span. **2006-07:** Reached the 20-goal plateau for the third consecutive season, potting 24 goals in 56 games with Toronto...Led the team in both game-winning goals (6) and power-play markers (15)...Played in his 700th NHL game on Nov. 6 vs. Philadelphia...Had a four-game goal streak (5g) from Nov. 18-24...Returned to the lineup on March 3 after missing 24 games due to injury (foot). **2005-06:** Registered career-highs in goals (28), power-play goals (18), shots (189) and points (61)...Led the Leafs in power-play tallies while ranking second in goals...Recorded his 300th NHL point on Oct. 11 vs. Philadelphia...Tied a career-high with four points (1g/3a) on Oct. 14 at Atlanta. **2003-04:** Scored 21 goals in 64 games with Toronto...Appeared in his 600th NHL game on Feb. 17 vs. Boston...Missed the final 13 games of the regular season due to injury (abdomen). **PLAYOFFS:** Returned to the lineup on April 10 for Game Two of the first round series against Ottawa...Totaled two goals in 12 playoff contests. **2002-03:** Skated in 77 games for Toronto...Set a career-high with four points (all assists) on Opening Night, Oct. 10 at Pittsburgh...Tucker's four-assist effort tied a Maple Leafs record for most helpers in a season opener...Scored his 100th career goal on Nov. 5 vs. Tampa Bay...Played in his 500th NHL contest on Dec. 18 at Florida...Earned a five-game suspension (March 6-15) from the NHL after an on-ice incident on March 4 at Ottawa. **PLAYOFFS:** Shared the team lead with three assists in six postseason contests. **2001-02:** Finished second on the Maple Leafs in goals (24) and points (59)...Set a career-high with 35 assists...Led Toronto in plus/minus (+24)...Registered an eight-game point streak from Dec. 6-22 (5g/6a)...Recorded his 100th NHL assist on Oct. 11 at Carolina and 200th NHL point on Dec. 22 vs. Buffalo...Reached his 400th NHL game on Oct. 23 vs. Boston...Suspended for two games by the NHL following an on-ice incident March 21 vs. Washington...Named NHL Player of the Week for the period ending April 14 (4g/5a). **PLAYOFFS:** Totaled four goals and four assists in 17 postseason outings. **2000-01:** Played in all 82 games during his first full season in Toronto. **PLAYOFFS:** Recorded two assists in 11 playoff contests. **1999-00:** Split the season between Tampa and Toronto...Combined for



DARCY TUCKER

21 goals and 51 points...Was acquired by the Maple Leafs on Feb. 9. **PLAYOFFS:** Tallied six points (4g/2a) in 12 playoff contests for Toronto. **1998-99:** Played in all 82 games with Tampa Bay and led the Lightning in goals (21), assists (22), points (43) and penalty minutes (176)...Played in his 200th NHL game on Feb. 3 at Washington. **1997-98:** Split the season between the Montreal Canadiens and Tampa Bay Lightning... Combined for 146 PIM. **1996-97:** Registered 20 points (7g/13a) in 73 games with Montreal during his first full NHL season...Scored his first NHL goal on Nov. 7 at Los Angeles and notched his first assist on Dec. 11 vs. Buffalo. **1995-96:** Named AHL Rookie of the Year after posting 93 points (29g/64a) in 74 games with Fredericton...Also saw action in three games with Montreal...Made his NHL debut on Jan. 13 vs. St. Louis.

OTHER

Played four seasons with Kamloops of the Western Hockey League, where he tied a Canadian Hockey League record by winning three Memorial Cup championships (1992, 1994, 1995)...Was named tournament MVP of the 1994 Memorial Cup...Totalled 379 points (150g/229a) in 223 games with Kamloops... Was selected to the WHL West First All-Star Team in 1994 and 1995 and the Canadian Major Junior First All-Star Team in 1994...Played for Canada at the 1995 IIHF World Junior Championship.

PERSONAL

Darcy and his wife, Shannon, have a daughter, Owynn (10), and two sons, Cole (9) and Cain (3)...Darcy's brother-in-law, Shayne Corson, played 19 seasons in the NHL and was a teammate of Tucker's with the Maple Leafs.

STATISTICS

SEASON	TEAM	LEAGUE	REGULAR SEASON											PLAYOFFS					
			GP	G	A	PTS	PIM	+/-	PP	SH	GW	GP	G	A	PTS	PIM			
1990-91	Red Deer	AMHL	47	70	90	160	48	-	-	-	-	-	-	-	-	-	-	-	-
1991-92	Kamloops	WHL	26	3	10	13	32	-	-	-	-	9	0	1	1	16	-	-	-
1992-93	Kamloops	WHL	67	31	58	89	155	-	-	-	-	13	7	6	13	34	-	-	-
1993-94	Kamloops	WHL	66	52	88	140	143	-	-	-	-	19	9	18	27	43	-	-	-
1994-95	Kamloops	WHL	64	64	73	137	94	-	-	-	-	21	16	15	31	19	-	-	-
	Canada	WJC	7	0	4	4	0	-	-	-	-	-	-	-	-	-	-	-	-
1995-96	Montreal	NHL	3	0	0	0	0	-1	0	0	0	-	-	-	-	-	-	-	-
	Fredericton	AHL	74	29	64	93	174	-	-	-	-	7	7	3	10	14	-	-	-
1996-97	Montreal	NHL	73	7	13	20	110	-5	1	0	3	4	0	0	0	0	-	-	-
1997-98	Montreal	NHL	39	1	5	6	57	-6	0	0	0	-	-	-	-	-	-	-	-
	Tampa Bay	NHL	35	6	8	14	89	-8	1	1	0	-	-	-	-	-	-	-	-
1998-99	Tampa Bay	NHL	82	21	22	43	176	-34	8	2	3	-	-	-	-	-	-	-	-
1999-00	Tampa Bay	NHL	50	14	20	34	108	-15	1	0	2	-	-	-	-	-	-	-	-
	Toronto	NHL	27	7	10	17	55	+3	0	2	3	12	4	2	6	15	-	-	-
2000-01	Toronto	NHL	82	16	21	37	141	+6	2	0	4	11	0	2	2	6	-	-	-
2001-02	Toronto	NHL	77	24	35	59	92	+24	7	0	5	17	4	4	8	38	-	-	-
2002-03	Toronto	NHL	77	10	26	36	119	-7	4	1	2	6	0	3	3	6	-	-	-
2003-04	Toronto	NHL	64	21	11	32	68	+4	8	1	2	12	2	0	2	14	-	-	-
2004-05							-- DNP --												
2005-06	Toronto	NHL	74	28	33	61	100	-12	18	0	4	-	-	-	-	-	-	-	-
2006-07	Toronto	NHL	56	24	19	43	81	-11	15	0	6	-	-	-	-	-	-	-	-
2007-08	Toronto	NHL	74	18	16	34	100	-8	7	0	3	-	-	-	-	-	-	-	-
2008-09	Colorado	NHL	63	8	8	16	67	-13	2	0	1	-	-	-	-	-	-	-	-
NHL TOTALS			876	205	247	452	1363	-83	74	7	38	62	10	11	21	79			

VS. NHL

	GP	G	A	PTS	PIM		GP	G	A	PTS	PIM		GP	G	A	PTS	PIM
Anaheim	14	2	2	4	4	Detroit	19	4	5	9	23	Ottawa	54	15	13	28	143
Atlanta	33	11	16	27	45	Edmonton	26	6	8	14	32	Philadelphia	38	7	12	19	63
Boston	58	13	13	26	54	Florida	43	7	7	14	149	Phoenix	16	5	4	9	27
Buffalo	56	14	12	26	74	Los Angeles	15	6	6	12	19	Pittsburgh	43	13	20	33	77
Calgary	25	4	7	11	29	Minnesota	9	1	0	1	21	St. Louis	19	2	7	9	20
Carolina	43	7	9	16	56	Montreal	49	10	20	30	81	San Jose	16	2	3	5	10
Chicago	20	3	4	7	19	Nashville	12	3	2	5	27	Tampa Bay	33	7	10	17	51
Colorado	11	2	1	3	11	New Jersey	40	11	8	19	44	Toronto	10	2	2	4	19
Columbus	10	2	5	7	13	NY Islanders	43	13	12	25	91	Vancouver	27	7	9	16	30
Dallas	16	3	2	5	9	NY Rangers	36	13	9	22	70	Washington	47	10	19	29	52



18

BRIAN WILLISIE

Right Wing | 6' 1" | 202 lbs. | Shoots: Right
Born: March 16, 1978 | Birthplace: Belmont, Ontario

TRANSACTIONS

Colorado's seventh selection (sixth round, 146th overall) in 1996 Entry Draft... Claimed by Washington in Waiver Draft, Oct. 3, 2003... Signed by Los Angeles as a free agent, July 4, 2006... Signed by Colorado as a free agent, July 15, 2008.

CAREER HIGHS

Goals/Game: 2 (2x), last: Dec. 23, 2001 vs. Minnesota
Assists/Game: 2 (5x), last: Jan. 6, 2007 vs. Detroit
Points/Game: 2 (10x), last: Jan. 6, 2007 vs. Detroit
Point Streak: 5 games, Jan. 16-25, 2006
Goal Streak: 3 games, Jan. 19-23, 2006
Assist Streak: 2 games (7x), last: April 18 - Oct. 6, 2006
Consec. Games: 163, April 3, 2004 - April 1, 2007
Mult. Pt. Games: 2 pts (10)
Career Shootouts: 3-12 (25.0%)

2008-09 SEASON

Opened the year with Lake Erie (AHL) but ended up spending the final five months of the season with the Avalanche... Recorded four points (1g/3a) in 42 games for the Avs... Skated in 35 of Colorado's last 44 contests... Was leading the Monsters with 14 points (8g/6a) in 12 games at the time of his recall on Nov. 22... Missed 13 games after suffering a knee injury in the first period on Dec. 4 at Nashville... Placed on IR, Dec. 8 (retro to Dec. 4) and activated on Jan. 4... Potted his only goal of the season on Jan. 21 vs. Los Angeles.

CAREER

2007-08: Recorded 12 points (4g/8a) in 53 games with the Los Angeles Kings. **2006-07:** Played in 81 of 82 games with the Kings and tallied 21 points (11g/10a). **2005-06:** Set career highs in goals (19), assists (22) and points (41) while appearing in all 82 games with the Washington Capitals... Was the only Capital to appear in every regular season game... Ranked fourth on the club in assists and points while finishing fifth in goals... His 185 shots ranked second on the team... Skated in his 200th

NHL game on April 18 at Tampa Bay. **2004-05:** Split the season between Europe and the American Hockey League... Began the year with Olimpija Hertz Ljubljana in Slovenia... Posted three assists in two games in the Slovenian League and 13 points (7g/6a) in 12 contests against international competition... Signed with Portland (AHL) on Dec. 15 and skated in 53 regular season games for the Pirates... Led Portland in goals (23) and finished second in points (40) despite missing 27 games. **2003-04:** Appeared in 49 games during his first season with the Washington Capitals, notching 15 points (10g/5a)... Missed 21 games from Dec. 27 to Feb. 12 with a concussion... Notched his first career short-handed goal on March 12 vs. Chicago. **2002-03:** Recorded one assist in 12 games with the Colorado Avalanche... Appeared in 59 games with the Hershey Bears (AHL), tallying 57 points (29g/28a)... Led the Bears in goals and ranked second in points... Was recalled by Colorado on four occasions: Nov. 22, Jan. 11, Jan. 22 and March 12. **PLAYOFFS:** Appeared in six postseason games with Colorado... Notched the game-winning goal in Game Two of the Western Conference Quarterfinals vs. Minnesota on April 12. **2001-02:** Tallied 14 points (7g/7a) in 56 games with Colorado during his rookie season... Scored his first NHL goal, the game-winner, on Oct. 23 vs. Carolina (also first career point)... Recorded a pair of two-goal efforts, Nov. 2 and Dec. 23, both against Minnesota. **PLAYOFFS:** Appeared in four postseason games with Colorado, notching one assist. **2000-01:** Spent the entire season with Hershey, accumulating 41 points (18g/23a) in 48 games... Missed the first 30 games of the season due to a back injury suffered during training camp... Played in 12 postseason contests with the Bears and led the team with seven goals. **1999-00:** Played in one regular season game with Colorado and 78 contests with Hershey... Made his NHL debut on Jan. 9 at Chicago... Recorded 59 points (20g/39a) with Hershey, tying for fifth on the team in scoring... Notched two goals and six assists in 12 postseason games with the Bears. **1998-99:** Saw action in 72 games with Hershey during his



BRIAN WILLISIE

first professional season, tallying 19 goals and 29 points...His goal total was the highest for any Hershey rookie since 1990-91...Added one goal in three playoff games.

OTHER

Spent three seasons (1995-98) with the Guelph Storm of the Ontario Hockey League...Named an OHL First Team All-Star in 1997-98 after tallying 76 points (45g/31a) in 57 games...Made Memorial Cup tournament appearances in both 1996 and 1998... Played for Team Canada at the 1998 IIHF World Junior Championship.

PERSONAL

Brian and his wife, Kelly, have three sons, Owen (5), Braden (2) and Nash (born 4/2/09)...Spends his summers in Guelph, Ontario...Nickname is 'Wils'... Supports Garth Brooks' "Teammates for Kids" Foundation... Is a member of Athletes Against Autism, an organization founded by a group of athletes to raise awareness and funds for autism research, treatment and education programs...Favorite sport besides hockey is golf.

STATISTICS

SEASON	TEAM	LEAGUE	REGULAR SEASON										PLAYOFFS				
			GP	G	A	PTS	PIM	+/-	PP	SH	GW	GP	G	A	PTS	PIM	
1995-96	Guelph	OHL	65	13	21	34	18	-	-	-	-	16	4	2	6	6	
1996-97	Guelph	OHL	64	37	31	68	37	-	-	-	-	18	15	4	19	10	
1997-98	Guelph	OHL	57	45	31	76	41	-	-	-	-	12	9	5	14	18	
	Canada	WJC	7	0	2	2	4	-	-	-	-	-	-	-	-	-	
1998-99	Hershey	AHL	72	19	10	29	28	-	-	-	-	3	1	0	1	0	
1999-00	Colorado	NHL	1	0	0	0	0	0	0	0	0	-	-	-	-	-	
	Hershey	AHL	78	20	39	59	44	-	-	-	-	12	2	6	8	8	
2000-01	Hershey	AHL	48	18	23	41	20	-	-	-	-	12	7	2	9	14	
2001-02	Colorado	NHL	56	7	7	14	14	4	2	0	1	4	0	1	1	2	
2002-03	Colorado	NHL	12	0	1	1	15	0	0	0	0	6	1	0	1	2	
	Hershey	AHL	59	29	28	57	49	-	-	-	-	-	-	-	-	-	
2003-04	Washington	NHL	49	10	5	15	18	-7	1	1	1	-	-	-	-	-	
2004-05	Ljubljana	Interliga	12	7	6	13	34	-	-	-	-	-	-	-	-	-	
	Ljubljana	Slovenia	2	0	3	3	4	-	-	-	-	-	-	-	-	-	
	Portland	AHL	53	23	17	40	47	-	-	-	-	-	-	-	-	-	
2005-06	Washington	NHL	82	19	22	41	77	-19	8	1	2	-	-	-	-	-	
2006-07	Los Angeles	NHL	81	11	10	21	49	-20	2	0	1	-	-	-	-	-	
2007-08	Los Angeles	NHL	53	4	8	12	30	-8	0	0	0	-	-	-	-	-	
2008-09	Lake Erie	AHL	12	8	6	14	8	-	-	-	-	-	-	-	-	-	
	Colorado	NHL	42	1	3	4	14	-6	0	0	0	-	-	-	-	-	
NHL TOTALS			376	52	56	108	217	-56	13	2	5	10	1	1	2	4	

VS. NHL

	GP	G	A	PTS	PIM		GP	G	A	PTS	PIM		GP	G	A	PTS	PIM
Anaheim	19	1	1	2	8	Detroit	11	1	2	3	2	Ottawa	9	0	0	0	4
Atlanta	18	7	4	11	8	Edmonton	12	2	2	4	4	Philadelphia	10	3	1	4	6
Boston	7	1	0	1	2	Florida	13	2	2	4	4	Phoenix	20	0	5	5	8
Buffalo	7	0	2	2	10	Los Angeles	9	1	0	1	4	Pittsburgh	8	2	2	4	19
Calgary	11	0	2	2	8	Minnesota	14	5	4	9	8	St. Louis	17	1	3	4	10
Carolina	15	5	3	8	8	Montreal	9	2	2	4	10	San Jose	22	3	1	4	14
Chicago	17	2	3	5	8	Nashville	15	1	1	2	15	Tampa Bay	16	1	4	5	14
Colorado	7	1	1	2	2	New Jersey	10	0	2	2	6	Toronto	10	2	2	4	6
Columbus	14	2	1	3	15	NY Islanders	11	2	5	7	4	Vancouver	9	0	0	0	6
Dallas	22	2	1	3	2	NY Rangers	10	3	0	3	2	Washington	4	0	0	0	0

BRIAN WILLISIE



8

WOJTEK WOLSKI

Left Wing | 6' 3" | 210 lbs. | Shoots: Left
 Born: February 24, 1986 | Birthplace: Zabrze, Poland

TRANSACTIONS

Colorado's first selection (first round, 21st overall) in 2004 Entry Draft.

CAREER HIGHS

Goals/Game: 2 (5x), last: Jan. 6, 2009 at Nashville
Assists/Game: 3 (2x), last: Feb. 9, 2008 at Vancouver
Points/Game: 4, Nov. 25, 2006 vs. Vancouver
Point Streak: 8 games, Oct. 13 - Nov. 1, 2007
Goal Streak: 3 games (3x), last: Feb. 17-22, 2009
Assist Streak: 4 games, Jan. 26 - Feb. 1, 2007
Consec. Games: 68, March 27, 2007 - Feb. 20, 2008
Mult. Pt Games: 2 pts (23), 3 pts (4), 4 pts (1)
Career Shootouts: 17-26 (65.4%)
Penalty Shots: No attempts

2008-09 SEASON

Led all NHL players in both shootout goals (10-of-12) and percentage (83.3%)...Tied the NHL record for most shootout goals in a single season set by Jussi Jokinen in 2005-06...Is now 17-for-26 in career shootout attempts (65.4%), the highest percentage in league history...Finished third on the Avalanche in scoring with 42 points (14g/28a) while playing in a career-high 78 games...Led the club with 70 takeaways...Did not dress on Nov. 24 at Anaheim (head)...Scored two goals 1:36 apart on Nov. 29 vs. Tampa Bay, the fastest two goals by an Avalanche player since Milan Hejduk (0:34) on Jan. 17, 2006 vs. Toronto...Tallied his first career short-handed goal on Dec. 4 at Nashville...Appeared in his 200th NHL game on Jan. 4 vs. Minnesota...Was named the NHL's First Star of the Week for Jan. 5-11 after leading all scorers with six points (4g/2a) in three games...Notched his second career overtime goal on Feb. 17 vs. Ottawa.

CAREER

2007-08: Finished third on the Avalanche in assists (30), was fourth in points (48) and fifth in goals (18)...Shared the team lead with six game-winning goals...Posted the fifth highest plus/minus ratio

on the club (+10)...Went 4-for-8 in shootouts... Compiled a career-high eight-game point streak (4g/5a) from Oct. 13 to Nov. 1...Appeared in his 100th NHL game on Nov. 7 vs. Edmonton...Scored his first career overtime goal on Dec. 21 vs. NY Rangers...Matched his career high with three assists on Feb. 9 at Vancouver...Recorded his 100th career point with an assist on March 24 vs. Calgary. **PLAYOFFS:** Totaled five points (2g/3a) in seven games during the postseason...Scored the winning goal in Game Four (CQF) vs. Minnesota on April 15... Suffered a torso injury in the first period of Game One (CSF) at Detroit on April 24 and was sidelined for the remainder of the playoffs. **2006-07:** Finished fourth among NHL rookies in scoring with 50 points (22g/28a) in 76 games...He and Paul Stastny became only the third rookie duo since 1993-94 to both reach 50 points...Ranked among the league's top rookies in goals (5th, 22), assists (5th, 28), power-play goals (5th, 7), PP assists (5th, 10), PP points (5th, 17), shots (6th, 165) and shooting percentage (8th, 13.3%)...Participated in the NHL's YoungStars Game on Jan. 23 in Dallas, notching two assists...Recorded a career-high four points (1g/3a) on Nov. 25 vs. Vancouver...Named NHL Rookie of the Month for December after tallying 11 points (5g/6a) in 13 games...Was the first Avalanche player to win rookie of the month honors since Radim Vrbata in February of 2002...Missed four games due to a mild concussion, Feb. 18-24...Suffered the injury after a collision with Craig Conroy on Feb. 17 at Calgary. **2005-06:** Named Ontario Hockey League Player of the Year...Awarded the William Hanley Trophy as the OHL's Most Sportsmanlike Player... Finished third in the OHL scoring race with 47 goals and 81 assists for 128 points in 56 games with the Brampton Battalion...Named OHL Player of the Month for December, January, February and March and was the league's top scorer from Christmas until the end of the regular season...Began the season with the Avalanche, recording two goals and four assists in nine games before being sent to his junior team on Oct. 26...Made his NHL debut in the



WOJTEK WOLSKI

season opener Oct. 5 at Edmonton...At 19 years, 223 days, became the third youngest player to ever skate for the Avalanche...Scored his first NHL goal and recorded his first two career assists on Oct. 10 vs. Calgary...Earned MVP honors for the Eastern Conference All-Stars at the OHL All-Star Classic in Belleville (2g/1a)...Became the Battalion's all-time leading scorer with an assist against Kingston on Dec. 8...Named OHL Player of the Week for Jan. 16-22, capping a record-setting stretch in which he totaled six goals and 13 points in three games...Set a team record with seven points, including four goals, in the Battalion's 9-4 victory over Erie on Jan. 22 in Brampton...Ranked second on the Battalion with 18 points in 11 playoff games (7g/11a)...Played for Team OHL at the Canada-Russia Challenge on Nov. 24-28, compiling five points in two games (4g/1a).
NHL PLAYOFFS: Was added to the Avalanche's playoff roster on April 19...Scored a goal and added two assists in his first career playoff game, Game One of CQF at Dallas (April 22)...Became the fourth player in franchise history to record three points in his first NHL playoff game, joining Michel Goulet, Peter Stastny and Anton Stastny...All three of those players did it in the same game, April 8, 1981 at Philadelphia. **2004-05:** Led Brampton in scoring for the second straight year, compiling 73 points (29g/44a) in 67 games. **2003-04:** Led the Brampton Battalion in goals (29), assists (41), and points (70)...Named to the OHL's First All-Star Team,

only the second player in Brampton history to receive the honor...Played in the 2004 OHL All-Star Game at Peterborough. **2002-03:** Was named to the OHL's All-Rookie Team in his first season with Brampton...Was the youngest member of the Battalion, making his OHL debut as a 16 year old...Runner-up in voting for the OHL's Rookie of the Year Award to Mississauga's Robbie Schremp...Brampton's Scholastic Player of the Year...Was an alternate captain for Ontario's Under-17 team at the 2003 Canada Winter Games and finished third in the tournament in scoring...Was also an alternate captain and linemate of Sidney Crosby on Team Canada at the 2003 World Under-18 tournament. **2001-02:** Played for the St. Michael's Buzzers of the Provincial Junior A League before being drafted third overall in the 2002 OHL draft.

PERSONAL

Name is pronounced *VOY-teck VOHL-skee*...Born in Zabrze, Poland, he and his family moved to Berlin, Germany, when he was two...In 1990, when he was four, his family emigrated to Canada and resided in Toronto before moving to Mississauga in 1997...Speaks fluent Polish...Wojtek's parents, Wieslaw and Zofia, are both natives of Poland...Wieslaw, called Wes, is a stonemason who has his own company based in Toronto...Wojtek's uncle, Stefan Mila, played professional soccer in Poland...Is involved with Garth Brooks' "Teammates For Kids."

STATISTICS

SEASON	TEAM	LEAGUE	REGULAR SEASON										PLAYOFFS				
			GP	G	A	PTS	PIM	+/-	PP	SH	GW	GP	G	A	PTS	PIM	
2002-03	Brampton	OHL	64	25	32	57	26	-	-	-	-	11	5	0	5	6	
2003-04	Brampton	OHL	66	29	41	70	30	-	-	-	-	12	5	3	8	8	
2004-05	Brampton	OHL	67	29	44	73	41	-	-	-	-	6	2	5	7	6	
2005-06	Colorado	NHL	9	2	4	6	4	-5	2	0	0	8	1	3	4	2	
	Brampton	OHL	56	47	81	128	46	-	-	-	-	11	7	11	18	4	
2006-07	Colorado	NHL	76	22	28	50	14	+2	7	0	2	-	-	-	-	-	
2007-08	Colorado	NHL	77	18	30	48	14	+10	4	0	6	7	2	3	5	2	
2008-09	Colorado	NHL	78	14	28	42	28	-13	2	1	3	-	-	-	-	-	
NHL TOTALS			240	56	90	146	60	-6	15	1	11	15	3	6	9	4	

VS. NHL

	GP	G	A	PTS	PIM		GP	G	A	PTS	PIM		GP	G	A	PTS	PIM	
Anaheim	9	2	2	4	0	Detroit	12	2	4	6	2		Ottawa	2	1	0	1	0
Atlanta	3	0	0	0	0	Edmonton	25	7	6	13	10		Philadelphia	3	0	2	2	2
Boston	2	1	0	1	0	Florida	3	1	0	1	0		Phoenix	10	2	1	3	6
Buffalo	2	1	0	1	0	Los Angeles	11	2	6	8	4		Pittsburgh	2	2	1	3	0
Calgary	22	4	12	16	6	Minnesota	20	3	9	12	0		St. Louis	12	3	4	7	0
Carolina	3	1	3	4	2	Montreal	2	0	1	1	0		San Jose	12	0	4	4	2
Chicago	13	5	4	9	2	Nashville	13	6	5	11	2		Tampa Bay	4	2	0	2	2
Colorado	-	-	-	-	-	New Jersey	2	0	0	0	0		Toronto	2	0	2	2	0
Columbus	12	2	4	6	2	NY Islanders	2	0	1	1	0		Vancouver	19	3	11	14	10
Dallas	13	4	6	10	6	NY Rangers	2	1	1	2	0		Washington	3	1	1	2	2

WOJTEK WOLSKI



Regular Season Games Only

HAT TRICK BY AN AVALANCHE PLAYER

Home: Milan Hejduk, Dec. 9, 2007 vs. St. Louis
Road: Milan Hejduk, April 5, 2007 at Vancouver

HAT TRICK BY AN OPPONENT

Home: Sam Gagner, March 19, 2009 vs. Edmonton
Road: Matt Cullen, Feb. 22, 2009 at Carolina

NATURAL HAT TRICK BY AVALANCHE PLAYER

Home: Bryan Fogarty, Dec. 1, 1990 vs. Buffalo
Road: Joe Sakic, March 13, 2003 at Columbus

FOUR-GOAL GAME BY AN AVALANCHE PLAYER

Home: Joe Sakic, April 14, 1992 vs. Buffalo
Road: Mike Ricci (5 goals), Feb. 17, 1994 at San Jose

FOUR-GOAL GAME BY AN OPPONENT

Home: Luc Robitaille, Nov. 25, 1993 vs. Los Angeles
Road: Jussi Jokinen, Nov. 16, 2007 at Dallas

FIVE-GOAL GAME BY AN AVALANCHE PLAYER

Home: Never
Road: Mike Ricci (5 goals), Feb. 17, 1994 at San Jose

FIVE-GOAL GAME BY AN OPPONENT

Home: Never
Road: Never

HAT TRICK IN A LOSING GAME

Home: Mats Sundin, Dec. 5, 1992 vs. Minnesota
Road: Valeri Kamensky, March 26, 1997 at Detroit

AVALANCHE HAD TWO HAT TRICKS

Home: Dec. 14, 1985 vs. New Jersey
 Michel Goulet and Brent Ashton
Road: April 1, 1982 at Boston
 Peter Stastny and Alain Cote

AVALANCHE HAD THREE HAT TRICKS

Home: Never
Road: Feb. 22, 1981 at Washington
 Anton Stastny, Peter Stastny, Jacques Richard

AVALANCHE PLAYER HAD A 'GORDIE HOWE' HAT TRICK (Goal-Assist-Fight)

Home: Chris Stewart, Jan. 21, 2009 vs. Los Angeles
Road: Steve Konowalchuk, Feb. 12, 2004 at St. Louis

AVALANCHE WAS SHUTOUT

Home: April 12, 2009 vs. St. Louis (0-1)
Road: April 7, 2009 at San Jose (0-1)

AVALANCHE SHUTOUT AN OPPONENT

Home: Nov. 8, 2008 vs. Nashville (1-0)
Road: April 7, 2009 at San Jose (lost 0-1 in shootout)

AVALANCHE SCORED 10+ GOALS

Home: Dec. 5, 1995 vs. San Jose (12-2)
Road: March 26, 1995 at Ottawa (11-4)

AVALANCHE ALLOWED 10+ GOALS

Home: Nov. 10, 1991 vs. Washington (3-10)
Road: Feb. 23, 1991 at Calgary (8-10)

AVALANCHE HAD 50+ SHOTS

Home: Nov. 12, 2002 vs. Columbus (51)
Road: None since moving to Denver

AVALANCHE ALLOWED 50+ SHOTS

Home: Feb. 4, 1990 vs. Boston (52)
Road: Nov. 18, 2008 at Calgary (51)

AVALANCHE GOALTENDER SCORED A GOAL

Home: Never
Road: Never

OPPONENT GOALTENDER SCORED A GOAL

Home: Never
Road: Never

AVALANCHE OVERCAME 4-GOAL DEFICIT TO WIN

Home: Oct. 16, 2007 vs. Calgary (down 0-4, won 5-4)
Road: March 3, 1999 at Florida (down 0-5, won 7-5)

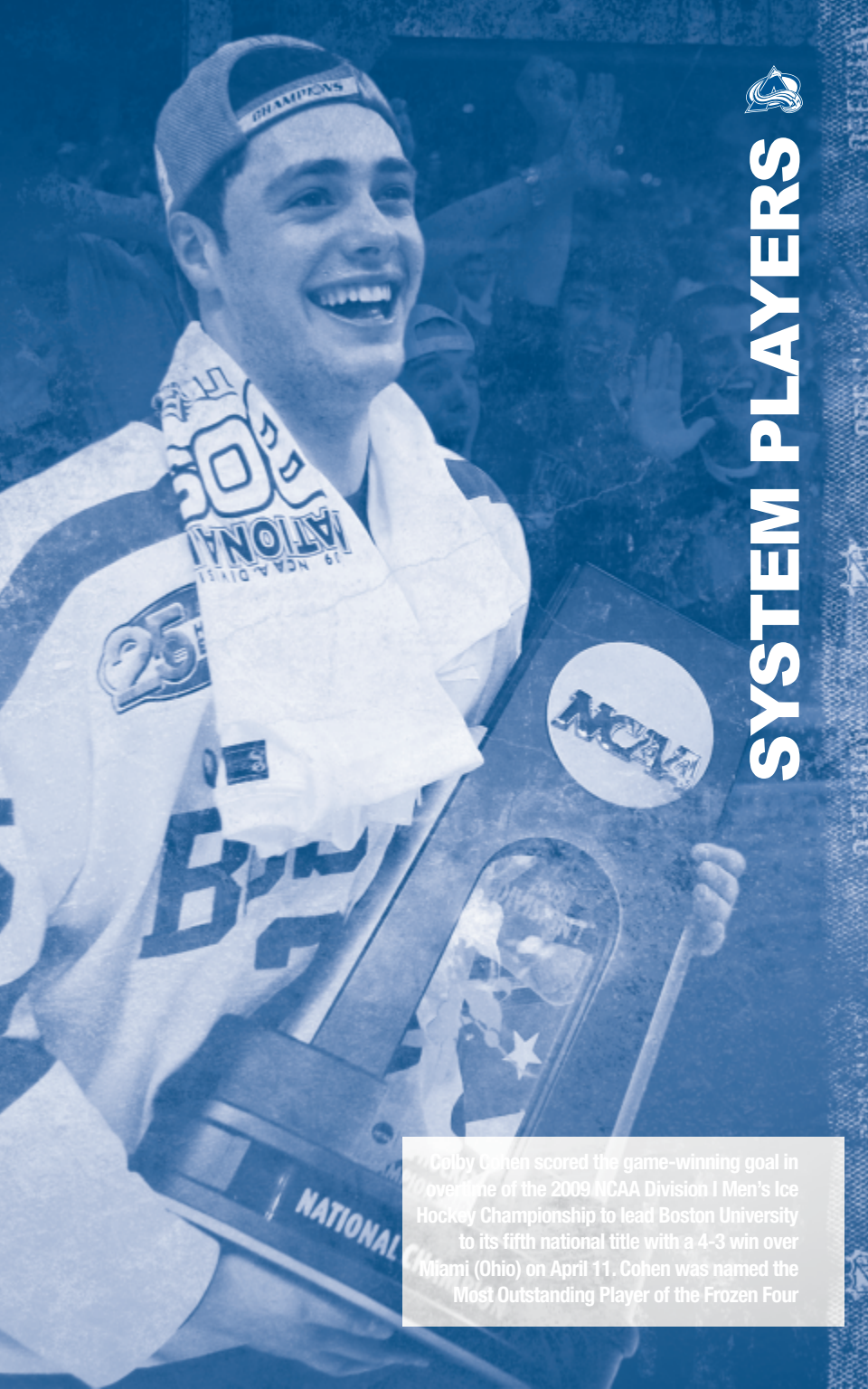
AVALANCHE SCORE IN FINAL MINUTE OF REGULATION TO FORCE OVERTIME

Home: Joe Sakic, March 28, 2008 vs. Edmonton (score with 0:06 remaining, Avalanche won in shootout)
Road: Marek Svatos, Dec. 5, 2008 at Dallas (score with 0:56 remaining, Stars won 2-1 in shootout)

THE LAST TIME...



SYSTEM PLAYERS



Colby Cohen scored the game-winning goal in overtime of the 2009 NCAA Division I Men's Ice Hockey Championship to lead Boston University to its fifth national title with a 4-3 win over Miami (Ohio) on April 11. Cohen was named the Most Outstanding Player of the Frozen Four



JOHAN ALCEN

RIGHT WING – SHOOTS LEFT
BORN: MARCH 11, 1988 – SANDVIKEN, SWEDEN
6-1, 189 LBS
COLORADO'S NINTH SELECTION (SEVENTH ROUND, 195TH OVERALL)
IN 2007 ENTRY DRAFT

PLAYING RECORD

SEASON	CLUB	LEAGUE	GP	REGULAR SEASON					PLAYOFFS				
				G	A	PTS	PIM	GP	G	A	PTS	PIM	
2004-05	Brynas Jr.	Sweden Jr.	30	9	12	21	16	-	-	-	-	-	
2005-06	Brynas U18	Sweden U-18	2	1	3	4	4	-	-	-	-	-	
	Brynas Jr.	Sweden Jr.	39	16	19	35	48	2	0	2	2	0	
	Brynas	Sweden	3	0	0	0	0	-	-	-	-	-	
2006-07	Brynas Jr.	Sweden Jr.	26	17	29	46	46	4	1	1	2	0	
	Arboga	Sweden-2	2	0	0	0	2	-	-	-	-	-	
	Brynas	Sweden	32	0	0	0	0	1	0	0	0	0	
2007-08	Brynas Jr.	Sweden Jr.	7	12	9	21	6	-	-	-	-	-	
	Brynas	Sweden	39	4	6	10	14	-	-	-	-	-	
	Sweden	WJC	6	1	3	4	2	-	-	-	-	-	
2008-09	Brynas	Sweden	50	1	1	2	20	4	0	0	0	2	
	Brynas Jr.	Sweden	1	3	4	7	0	-	-	-	-	-	

2008-09: Skated in 50 games for Brynas IF in Sweden, recording one goal and one assist...Suiited up in four playoff contests (no points)...Also appeared in one game for Brynas Jr. and registered seven points (3g/4a) **2007-08:** Recorded 10 points (4g/6a) in 39 games with Brynas...Also played seven games for Brynas Jr. and totaled 21 points (12g/9a)...Earned a silver medal with Team Sweden at the 2008 IIHF World Junior Championship

in Pardubice, Czech Republic...Finished the tournament with four points (1g/3a). **2006-07:** Split the 2006-07 campaign between Brynas Jr. and Brynas IF in Sweden...Recorded 46 points (17g/29a) in 26 games for Brynas Jr....Was rated 164th among European skaters by NHL Central Scouting entering the 2007 Entry Draft.



TYSON BARRIE

DEFENSEMAN – SHOOTS RIGHT
BORN: JULY 26, 1991 – VICTORIA, B.C.
5-10, 190 LBS
COLORADO'S FOURTH SELECTION (THIRD ROUND, 64TH OVERALL)
IN 2009 ENTRY DRAFT

PLAYING RECORD

SEASON	CLUB	LEAGUE	GP	REGULAR SEASON					PLAYOFFS				
				G	A	PTS	PIM	GP	G	A	PTS	PIM	
2006-07	Kelowna	WHL	7	0	3	3	2	-	-	-	-	-	
2007-08	Kelowna	WHL	64	9	34	43	32	7	1	3	4	0	
2008-09	Kelowna	WHL	68	12	40	52	31	22	4	14	18	12	

2008-09: Recorded 52 points (12g/40a) in 68 games during his second full season with the Kelowna Rockets (WHL)...Led all team defensemen in goals, assists and points while posting a +17 plus/minus rating...Added 18 points (4g/14a) in 22 postseason contests to help Kelowna capture the WHL championship and a berth in the 2009 Memorial Cup...Participated in the 2009 CHL Top Prospects Game. **2007-08:** Skated in 64 contests during his first full season in Kelowna, leading all team defensemen in goals (9), assists (34) and points (43)...Led all WHL rookie defensemen in points and

led for second in goals...Added four points (1g/3a) in seven postseason contests...Selected to play for Team Pacific at the Under-17 World Hockey Challenge. **Other:** Prior to joining Kelowna, Barrie played Midget AAA hockey with the Juan De Fuca Grizzlies, where he compiled 130 points (43g/87a) in 72 games. **Personal:** Tyson's father, Len, is co-owner and president of the Tampa Bay Lightning and played 184 NHL games over seven seasons with Philadelphia, Florida, Pittsburgh and Los Angeles...His uncle, Mike Barrie, was drafted with the 194th overall pick by the Buffalo Sabres in 1993.



CODEY BURKI

CENTER – SHOOTS LEFT

BORN: NOVEMBER 17, 1987 – WINNIPEG, MANITOBA

6-0, 190 LBS

COLORADO'S THIRD SELECTION (SECOND ROUND, 59TH OVERALL)

IN 2006 ENTRY DRAFT

PLAYING RECORD

SEASON	CLUB	LEAGUE	REGULAR SEASON					PLAYOFFS				
			GP	G	A	PTS	PIM	GP	G	A	PTS	PIM
2003-04	Brandon	WHL	53	1	11	12	14	8	0	0	0	0
2004-05	Brandon	WHL	68	10	13	23	48	24	6	5	11	13
2005-06	Brandon	WHL	70	27	34	61	69	6	0	3	3	2
2006-07	Brandon	WHL	70	36	49	85	83	11	6	5	11	4
2007-08	Lake Erie	AHL	40	2	7	9	22	-	-	-	-	-
	Johnstown	ECHL	12	3	4	7	14	4	0	0	0	4
2008-09	Johnstown	ECHL	14	1	4	5	14	-	-	-	-	-
	Lake Erie	AHL	54	9	10	19	32	-	-	-	-	-

2008-09: Began the season with the Johnstown Chiefs (ECHL), but spent the majority of the campaign with the Lake Erie Monsters (AHL)...Appeared in 14 games for Johnstown, notching five points (1g/4a) before being recalled by Lake Erie on Nov. 27...Spent the remainder of the season with the Monsters and totaled 19 points (9g/10a) in 54 contests. **2007-08:** Spent most of the season with Lake Erie but also saw time with Johnstown...Appeared in 40 games with the Monsters, recording two goals and seven assists...Skated in 12 contests for the Chiefs, tallying seven points (3g/4a)...Also saw action in four ECHL playoff games. **2006-07:** Led the Brandon Wheat Kings and tied for fifth in the WHL scoring race with 85 points (36g/49a) in 70 games...Paced the Wheat Kings in assists

and ranked second in goals...Led the team in playoff scoring with 11 points (6g/5a) in 11 postseason games...Participated in Team Canada's World Junior selection camp in December.

2005-06: Led the Brandon Wheat Kings in scoring with 61 points in 70 games...Also led the team in assists (34) and finished second in goals (27)...Earned top player honors at the 2006 CHL Top Prospects Game in Ottawa on Jan. 18 (1g/1a).

2004-05: Helped Brandon capture the East Division title and advance to the WHL Finals...Skated in 68 regular season games and 24 playoff contests. **Other:** Made his major junior debut with Brandon at the end of the 2002-03 season and played 53 games with the Wheat Kings in 2003-04.



TREVOR CANN

GOALTENDER – CATCHES LEFT
 BORN: MARCH 30, 1989 – OAKVILLE, ONTARIO
 5-11, 199 LBS
 COLORADO'S THIRD SELECTION (SECOND ROUND, 49TH OVERALL)
 IN 2007 ENTRY DRAFT

PLAYING RECORD

SEASON	CLUB	LGE	REGULAR SEASON								PLAYOFFS						
			GP	W	L	T	MNS	GA	SO	AVG	GP	W	L	MNS	GA	SO	AVG
2005-06	Peterborough	OHL	20	16	2	0	1176	52	1	2.65	1	0	0	35	3	0	5.14
2006-07	Peterborough	OHL	62	23	32	5	3565	219	0	3.69	-	-	-	-	-	-	-
2007-08	Peterborough	OHL	51	20	28	3	2976	178	2	3.59	5	1	4	317	21	0	3.98
2008-09	Peterborough London	OHL	10	5	5	0	545	28	1	3.08	-	-	-	-	-	-	-
		OHL	42	30	10	1	2482	104	5	2.51	13	9	4	805	38	0	2.83

2008-09: Posted a 35-15-0-1 record in 52 combined appearances for the Peterborough Petes and London Knights (OHL)... Finished second among league goaltenders in shutouts (6), was third in wins and save percentage (.919) and ranked fourth in goals-against average (2.62)... Began the season in Peterborough, compiling a 5-5 record with a .926 Sv% in 10 outings... Traded to London on Nov. 7, Cann posted a 30-10-0-1 mark with a 2.51 GAA and .917 Sv% in 42 games for the Knights... Backstopped London to the third round of the OHL playoffs, compiling a 9-4 record with a 2.83 GAA and .912 save percentage in 13 postseason appearances... Represented the OHL at the 2008 Canada-Russia Challenge, picking up a victory in his one start. **2007-08:** Made 51 appearances during his third season with Peterborough, compiling a 20-28-1-2 record with a .906 save percentage and two shutouts... Finished sixth among OHL goaltenders in minutes played (2976) and third in shots faced (1884)... Appeared in five playoff games for the Petes... Suited up for Team OHL at the 2007 Canada-Russia Challenge... Stopped 16-of-18 shots in one appearance at the event, leading his squad to a 4-2 victory. **2006-07:** Appeared

in a league-high tying 62 games during his second season in Peterborough... Recorded 23 wins (23-32-5) and a .909 save percentage, eighth best in the OHL... Was the starting goaltender for Team Canada at the 2007 IIHF World Under-18 Championship in Finland... Was the youngest goalie to participate in the Canadian National Junior Team selection camp in December of 2006... Named to the Eastern Conference roster for the 2007 OHL All-Star Classic... Recorded a shutout with 23 saves for Team OHL at the 2006 Canada-Russia Challenge on Nov. 23 in Samia, Ontario... Participated in the 2007 CHL Top Prospects Game as a member of Team White... Ranked as the No. 2 goaltender in North America by NHL Central Scouting in its final rankings for the 2007 Entry Draft... Was the No. 1 rated goalie at mid-season. **2005-06:** Posted 16 wins and only two losses in 20 appearances for Peterborough... Compiled a .919 save percentage and 2.65 goals-against average... Backstopped Canada with a 0.67 GAA, including a shutout in the gold medal game against Team USA, at the 2006 Under-18 Junior World Cup.



PAUL CAREY

CENTER – SHOOTS LEFT
 BORN: SEPTEMBER 24, 1988 – BOSTON, MASS.
 6-0, 175 LBS
 COLORADO'S SEVENTH SELECTION (FIFTH ROUND, 135TH OVERALL)
 IN 2007 ENTRY DRAFT

PLAYING RECORD

SEASON	CLUB	LEAGUE	GP	REGULAR SEASON				PLAYOFFS				
				G	A	PTS	PIM	GP	G	A	PTS	PIM
2005-06	Salisbury (CT) High	USHS	27	14	11	25	18	-	-	-	-	-
2006-07	Salisbury (CT) High	USHS	24	16	11	27	16	-	-	-	-	-
2007-08	Indiana	USHL	60	34	32	66	32	4	1	2	3	2
2008-09	Boston College	Hockey East	24	5	4	9	8	-	-	-	-	-

2008-09: Skated in 24 games during his freshman season at Boston College (Hockey East), tallying nine points (5g/4a)... Notched his first collegiate goal and was the game's first star on Oct. 24 vs. Vermont. **2007-08:** Totaled 66 points (34g/32a) in 60 games with the Indiana Ice (USHL)... Finished third on the team and fifth in the league in scoring... Earned spots on the All-USHL Second Team and the USHL All-Rookie Team... Ranked second in the league in goals (34) and shots (241)...

Topped all USHL skaters with 16 power-play goals... Named USHL Offensive Player of the Week on Nov. 5... Scored a goal to help Team RBK earn a 6-5 shootout victory over Team CCM in the 2008 USHL Prospects/All-Star Game... Added one goal and two assists in four playoff contests for Indiana. **2006-07:** Played for Salisbury High School in Connecticut, where he recorded 27 points (16g/11a) in 24 games.



MIKE CARMAN

CENTER – SHOOTS LEFT

BORN: APRIL 14, 1988 – AUGUSTA, GA.

6-0, 180 LBS

COLORADO'S FOURTH SELECTION (THIRD ROUND, 81ST OVERALL) IN 2006 ENTRY DRAFT

PLAYING RECORD

SEASON	CLUB	LEAGUE	GP	REGULAR SEASON					PLAYOFFS				
				G	A	PTS	PIM	GP	G	A	PTS	PIM	
2004-05	U.S. Nat'l U-17	USDP	63	16	28	44	88	-	-	-	-	-	
2005-06	U.S. Nat'l U-18	USDP	60	21	33	54	102	-	-	-	-	-	
2006-07	Univ. of Minnesota	WCHA	41	9	11	20	55	-	-	-	-	-	
	United States	WJC	7	1	0	1	4	-	-	-	-	-	
2007-08	Univ. of Minnesota	WCHA	23	4	7	11	28	-	-	-	-	-	
	United States	WJC	6	2	1	3	10	-	-	-	-	-	
2008-09	Univ. of Minnesota	WCHA	32	8	9	17	32	-	-	-	-	-	

2008-09: Registered 17 points (8g/9a) in 32 games during his junior campaign at the University of Minnesota (WCHA)... Led the Gophers in faceoff percentage at 52.4% (294/561).

2007-08: Skated in 23 games during his sophomore season at Minnesota... Helped Team USA to a fourth-place finish at the 2008 IIHF World Junior Championship in Pardubice, Czech Republic... Recorded two goals and one assist with a +3 rating in six games at the event... Skated with the U.S. Men's Select Team at the 2007 Deutschland Cup in Hannover, Germany, helping Team USA to a second-place finish... Missed the entire first semester at Minnesota before returning to the team on Jan. 11. **2006-07:** Recorded 20 points (9g/11a) in 41 games as a freshman at the University of Minnesota... Led the Gophers

in both short-handed goals (3) and game-winners (4-tie)... Scored the game-winning goal in Minnesota's 4-3 victory over Air Force in the NCAA West Regional Semifinal at Pepsi Center on March 24... Helped Team USA capture the bronze medal at the 2007 IIHF World Junior Championship in Sweden... Skated in all seven games for the United States, scoring one goal.

2005-06: Finished third on the U.S. National Under-18 Team in scoring with 21 goals and 33 assists in 60 games... Captured a gold medal with Team USA at the 2006 IIHF World Under-18 Championship in Sweden. **Other:** Was a member of the U.S. National Under-17 Team in 2004-05... Played his prep hockey at the Academy of Holy Angels in Richfield, Minn... Graduated from Ann Arbor Pioneer High School.



JOEL CHOUINARD

DEFENSEMAN – SHOOTS LEFT

BORN: APRIL 8, 1990 – LONGUEUIL, QUEBEC

6-1, 186 LBS

COLORADO'S FIFTH SELECTION (SIXTH ROUND, 167TH OVERALL) IN 2008 ENTRY DRAFT

PLAYING RECORD

SEASON	CLUB	LEAGUE	GP	REGULAR SEASON					PLAYOFFS				
				G	A	PTS	PIM	GP	G	A	PTS	PIM	
2006-07	Magog	QAAA	33	8	30	38	88	-	-	-	-	-	
	Victoriaville	QMJHL	23	3	3	6	20	6	0	1	1	0	
2007-08	Victoriaville	QMJHL	69	7	28	35	95	6	2	0	2	4	
2008-09	Victoriaville	QMJHL	64	12	23	35	65	4	0	1	1	6	

2008-09: Led all Victoriaville defensemen in goals (12) and points (35) while skating in 64 games during his second full season with the QMJHL's Tigres... Ranked first among Victoriaville blueliners and third overall on the club in both power-play goals (7) and game-winning goals (3-tie)... Had one assist in four playoff contests... Named Victoriaville's Student/Athlete of the Year. **2007-08:** Recorded 35 points (7g/28a) in 69 games during

his first full season with Victoriaville... Finished second among team defensemen in points... Ranked second on the club with 95 penalty minutes... Added two goals in six playoff contests.

2006-07: Began the season with Magog (QAAA) prior to joining the Victoriaville Tigres... Totaled six points (3g/3a) in 23 regular season games with the Tigres and one assist in six postseason contests. **Personal:** Last name is pronounced SHWEE-nahrd.



COLBY COHEN

DEFENSEMAN – SHOOTS RIGHT
 BORN: APRIL 25, 1989 – VILLANOVA, PA.
 6-2, 200 LBS
 COLORADO'S SECOND SELECTION (SECOND ROUND, 45TH OVERALL) IN
 2007 ENTRY DRAFT

PLAYING RECORD

SEASON	CLUB	LEAGUE	GP	REGULAR SEASON				PLAYOFFS				
				G	A	PTS	PIM	GP	G	A	PTS	PIM
2005-06	U.S. Nat'l U-17	USDP	55	7	12	19	55	-	-	-	-	-
2006-07	Lincoln	USHL	53	13	47	60	110	4	0	0	0	2
2007-08	Boston University	Hockey East	39	3	13	16	34	-	-	-	-	-
2008-09	Boston University	Hockey East	43	8	24	32	65	-	-	-	-	-

2008-09: Scored the game-winning goal in overtime of the 2009 NCAA Division I Men's Ice Hockey Championship to give Boston University its fifth national title with a 4-3 win over Miami (Ohio) on April 11 in Washington, D.C....Named the Most Outstanding Player of the Frozen Four and earned a spot on the All-Tournament Team after collecting four points (1g/3a) in four games...Finished second among Hockey East defenders in scoring with 32 points (8g/24a) in 43 games during his sophomore campaign...Recorded 20 of his points on the power play (6g/14a), tops among Hockey East defensemen...Finished third among league blueliners in conference scoring with 21 points (3g/18a) in 26 games. **2007-08:** Registered 16 points (3g/13a) in 39 games during his freshman season at Boston University...Ranked third among Terrier defensemen in scoring. **2006-07:** Led all USHL defensemen in scoring with 60 points (13g/47a) in

53 games for the Lincoln Stars...Also led all USHL backliners in assists...Finished second on the team in assists and was fourth in both points and penalty minutes (110). **2005-06:** Was a member of the U.S. National Team Development Program in 2005-06...Competed for Team USA at the 2006 Under-17 World Hockey Challenge, winning a silver medal. **Personal:** He and fellow Avalanche draft choice Kevin Shattenkirk have spent most of the past two seasons as defense partners at BU, and were also roommates during their freshmen year...Colby's cousin, Jeremy Bloom, was a wide receiver for the University of Colorado football team and competed for Team USA in both the 2002 and 2006 Olympics as a freestyle skier...Bloom, who was drafted by the Philadelphia Eagles, is currently training for the 2010 Winter Olympics.



NATHAN CONDON

CENTER – SHOOTS LEFT
 BORN: MAY 29, 1990 – WAUSAU, WIS.
 6-0, 180 LBS
 COLORADO'S SEVENTH SELECTION (SEVENTH ROUND, 200TH OVERALL)
 IN 2008 ENTRY DRAFT

PLAYING RECORD

SEASON	CLUB	LEAGUE	GP	REGULAR SEASON				PLAYOFFS				
				G	A	PTS	PIM	GP	G	A	PTS	PIM
2007-08	Wausau West (Wis.)	USHS	23	33	26	59	10	-	-	-	-	-
2008-09	Fargo	USHL	58	11	18	29	20	10	1	5	6	2

2008-09: Registered 29 points (11g/18a) in 58 games with the Fargo Force (USHL)...Finished fifth on the team in points, tied for fourth in assists, seventh in goals and tied for fifth in plus/minus rating (+16)...Helped the Force advance to the Clark Cup Finals during their inaugural season by posting six points (1g/5a) in 10 postseason contests. **2007-08:** Named to the Wisconsin Hockey Coaches Association All-State Team after tallying 59 points (33g/26a) in 23 games during his senior

season at Wausau (Wis.) West High School...Also earned Wisconsin Valley Conference Player of the Year honors...Led the Warriors to titles at both the Marathon Cup and Kuehlman Cup...Condon's 155 career points rank second on Wausau West's all-time scoring chart...Attended USA Hockey's Select 17 Player Development Camp in St. Cloud, Minn. **2006-07:** Totaled 48 points (21g/27a) in 22 games for Wausau West.



PETER DELMAS


GOALTENDER – CATCHES LEFT
 BORN: FEBRUARY 16, 1990 – ALLISTON, ONTARIO
 6-2, 169 LBS
 COLORADO'S SECOND SELECTION (SECOND ROUND, 61ST OVERALL)
 IN 2008 ENTRY DRAFT

PLAYING RECORD

SEASON	CLUB	LGE	REGULAR SEASON								PLAYOFFS							
			GP	W	L	T	MNS	GA	SO	AVG	GP	W	L	MNS	GA	SO	AVG	
2006-07	Lewiston	QMJHL	34	23	10	-	1983	93	3	2.81	-	-	-	-	-	-	-	
2007-08	Lewiston	QMJHL	34	17	17	-	1987	94	0	2.84	-	-	-	-	-	-		
2008-09	Lewiston	QMJHL	38	9	27	-	2090	146	0	4.19	2	0	2	75	15	0	11.96	

Was acquired by the Quebec Remparts (QMJHL) on June 5, 2009. **2008-09:** Appeared in a team-high 38 games during his third season with the Lewiston MAINEiacs...Led the club with nine wins (9-27), helping Lewiston reach the QMJHL playoffs...Was credited with a goal during a 4-3 loss to Quebec on Dec. 6, becoming just the third netminder in the 40-year history of the QMJHL to score a goal...Delmas was the last MAINEiac player to touch the puck on a delayed penalty before the Remparts passed the puck into their own net. **2007-08:** Compiled a 17-17 record in 34 games with Lewiston...Ranked fourth in the league with a 2.84 goals-against average and tied for seventh with a .903 save percentage...Participated

in the 2008 CHL Top Prospects Game, picking up the win after stopping 13-of-15 shots in 32:35 of action...Started all four games for Team Canada at the 2007 Under-18 Memorial of Ivan Hlinka Tournament, where he posted a 2-2-0 record and a 2.76 GAA...Ranked as the No. 3 goaltender in North America by NHL Central Scouting in its final rankings for the 2008 Entry Draft...Was the No. 2 rated goalie at mid-season. **2006-07:** Named to the QMJHL All-Rookie Team after posting a 23-10-1 record with a 2.81 GAA in 34 appearances...Helped Lewiston win the QMJHL championship and earn a berth in the 2007 Memorial Cup...Named QMJHL Rookie of the Month for March (7-0 with three shutouts).



RICHARD DEMEN-WILLAUME

DEFENSESMAN – SHOOTS LEFT
 BORN: JANUARY 28, 1986 – OLMEVALLA, SWEDEN
 6-3, 210 LBS
 COLORADO'S FOURTH SELECTION (FIFTH ROUND, 154TH OVERALL)
 IN 2004 ENTRY DRAFT

PLAYING RECORD

SEASON	CLUB	LEAGUE	GP	REGULAR SEASON				PLAYOFFS				
				G	A	PTS	PIM	GP	G	A	PTS	PIM
2001-02	V. Frolunda U18	Sweden Und-18	13	2	2	4	14	3	1	0	1	2
	V. Frolunda Jr.	Sweden Jr.	1	0	0	0	0	-	-	-	-	
2002-03	V. Frolunda Jr.	Sweden Jr.	22	0	6	6	14	5	0	1	1	6
	V. Frolunda U18	Sweden Und-18	1	0	0	0	2	7	1	2	3	4
2003-04	V. Frolunda Jr.	Sweden Jr.	35	6	7	13	22	-	-	-	-	
	Frolunda	Sweden	9	0	0	0	0	1	0	0	0	0
2004-05	Frolunda Jr.	Sweden Jr.	32	3	12	15	63	6	1	1	2	22
	Frolunda Jr.	Sweden Jr.	10	4	8	12	8	6	3	5	8	31
2005-06	Frolunda	Sweden	42	2	1	3	26	-	-	-	-	
	Arizona	CHL	9	0	2	2	16	-	-	-	-	
2006-07	Arizona	CHL	9	0	2	2	16	-	-	-	-	
2007-08	Rogle BK	Sweden	52	10	10	20	50	-	-	-	-	
2008-09	Rogle BK	Sweden	24	5	7	12	32	-	-	-	-	

2008-09: Appeared in 24 games in his second season with Rogle BK of the Swedish Elite League, totaling 12 points (5g/7a). **2007-08:** Recorded 20 points (10g/10a) in 52 games for

Rogle BK. **2006-07:** Was limited to only nine games for Arizona (CHL) due to injuries. **Other:** Skated in six games for Team Sweden at the 2004 World Under-18 Championship.



PHILIPPE DUPUIS

CENTER – SHOOTS RIGHT
 BORN: APRIL 24, 1985 – LAVAL, QUEBEC
 6-0, 196 LBS
 ACQUIRED FROM COLUMBUS, ALONG WITH DARCY CAMPBELL,
 IN EXCHANGE FOR MARK RYCROFT, JAN. 22, 2008

PLAYING RECORD

SEASON	CLUB	LEAGUE	REGULAR SEASON					PLAYOFFS				
			GP	G	A	PTS	PIM	GP	G	A	PTS	PIM
2001-02	Hull	QMJHL	67	7	14	21	59	12	6	5	11	14
2002-03	Hull	QMJHL	68	22	34	56	89	20	2	4	6	22
2003-04	Gatineau	QMJHL	60	18	37	55	77	15	6	10	16	14
2004-05	Rouyn-Noranda	QMJHL	62	34	50	84	60	10	5	3	8	8
2005-06	Moncton	QMJHL	56	32	76	108	52	19	14	18	32	14
2006-07	Dayton	ECHL	8	3	2	5	8	19	6	9	15	28
2007-08	Syracuse	AHL	51	11	11	22	18	-	-	-	-	-
	Syracuse	AHL	29	7	4	11	2	-	-	-	-	-
2008-09	Lake Erie	AHL	17	5	3	8	12	-	-	-	-	-
	Lake Erie	AHL	67	17	29	46	42	-	-	-	-	-
	Colorado	NHL	8	0	0	0	4	-	-	-	-	-

2008-09: Spent the majority of the season with the Lake Erie Monsters (AHL), but also made his NHL debut with Colorado, appearing in eight games (no points)...Was Lake Erie's leading scorer with 46 points (17g/29a) in 67 games...Also led the Monsters in assists (29) and plus/minus (+11) while ranking second in goals (17)...Recalled from Lake Erie on Dec. 11 and played his first NHL game the following night against Chicago...Appeared in three contests for Colorado before being reassigned on Dec. 16...Recalled for a second time on Jan. 6 and skated in five consecutive games before sitting out on Jan. 16 vs. Edmonton (foot)...Reassigned to Lake Erie on Jan. 19. **2007-08:** Was acquired by the Avalanche from the Columbus Blue Jackets midway through the season on Jan. 22...Totalled 19 points (12g/7a) in 46 combined games between the Syracuse Crunch (AHL) and Lake Erie Monsters...Appeared in 29 games and tallied 11 points (7g/4a) with Syracuse prior to the trade...Skated in 17 games for Lake Erie and notched eight points (5g/3a). **2006-07:** Scored 11 goals and added 11 assists in 51 games during his first season with Syracuse... Also saw time with the Dayton Bombers (ECHL). **2005-06:** Led

the Moncton Wildcats (QMJHL) in scoring with 108 points (32g/76a) in 56 games...Also paced the team in assists and finished third in goals...Ranked third in the league with 32 points (14g/18a) in 19 playoff games as Moncton captured the QMJHL Championship and a berth in the 2006 Memorial Cup tournament. **2004-05:** Skated in 62 games with the Rouyn-Noranda Huskies (QMJHL), finishing second on the team in goals (34) and assists (50) while tying for the team lead with 84 points...Ranked second on the club with eight points (5g/3a) in 10 playoff contests. **2003-04:** Recorded 55 points (18g/37a) in 60 games with the Gatineau Olympiques (QMJHL)...Tallied 16 points (6g/10a) in 15 postseason outings as Gatineau advanced to the finals of the Memorial Cup in Kelowna, B.C. **2002-03:** Finished third on the Hull Olympiques (QMJHL) in goals (22), assists (34-tie) and points (56) during his second season with the club...Helped the Olympiques advance to the Memorial Cup Final in Quebec City, Quebec. **2001-02:** Skated in 67 regular-season games and 12 playoff contests with Hull during his first season in the QMJHL. **Other:** Was Columbus' fifth choice (104th overall) in the 2003 Entry Draft.



CHRIS DURNO

CENTER – SHOOTS LEFT

BORN: OCTOBER 31, 1980 – SCARBOROUGH, ONTARIO

6-4, 205 LBS

SIGNED BY COLORADO AS A FREE AGENT, JULY 3, 2008

PLAYING RECORD

SEASON	CLUB	LEAGUE	REGULAR SEASON					PLAYOFFS				
			GP	G	A	PTS	PIM	GP	G	A	PTS	PIM
1999-00	Michigan Tech	WCHA	24	1	1	2	30	-	-	-	-	-
2000-01	Michigan Tech	WCHA	35	9	6	15	46	-	-	-	-	-
2001-02	Michigan Tech	WCHA	36	7	8	15	48	-	-	-	-	-
2002-03	Michigan Tech	WCHA	35	5	11	16	60	-	-	-	-	-
2003-04	Gwinnett	ECHL	68	20	26	46	46	13	7	5	12	10
2004-05	Gwinnett	ECHL	66	20	36	56	101	8	5	2	7	8
2005-06	Gwinnett	ECHL	13	12	10	22	19	-	-	-	-	-
	Milwaukee	AHL	57	20	20	40	52	21	2	2	4	18
2006-07	Norfolk	AHL	22	4	1	5	61	-	-	-	-	-
	Portland	AHL	12	1	1	2	2	-	-	-	-	-
	Milwaukee	AHL	29	13	3	16	24	4	1	2	3	10
2007-08	San Antonio	AHL	80	23	26	49	109	7	0	2	2	26
2008-09	Lake Erie	AHL	76	18	27	45	131	-	-	-	-	-
	Colorado	NHL	2	0	0	0	0	-	-	-	-	-

2008-09: Spent the majority of the season with the Lake Erie Monsters (AHL), but also saw action in two games with the Avalanche...Led the Monsters in goals (18) and penalty minutes (131), while finishing second in both assists (27) and points (45)...Ranked first on Lake Erie in both power-play goals (7) and power-play points (15)...Recalled by the Avalanche on Dec. 30 but did not appear in a game before being re-assigned to Lake Erie on Jan. 1...Recalled from Lake Erie for a second time on Jan. 17 and made his NHL debut on Jan. 18 vs. Calgary...Reassigned to Lake Erie on Jan. 21. **2007-08:** Skated in a team-high 80 games for the San Antonio Rampage (AHL)...Ranked second on the club with 23 goals and led the Rampage with four short-handed tallies...Logged 109 penalty minutes to rank fourth on the team...Added two assists in seven postseason contests. **2006-07:** Was signed by Chicago as an undrafted free agent just prior to the season on Sept. 25...Split the 2006-07 campaign between three American Hockey League clubs...Opened the year with the Norfolk Admirals, notching five points (4g/1a) in 22 games to go along with 61 penalty minutes...Was traded from the Blackhawks organization, along with Sebastien Caron and Matt Keith, to the Anaheim Ducks in exchange for Pierre Parenteau and Bruno St. Jacques on Dec. 28...Played in 12 games with the Portland Pirates following the trade and recorded two points

(1g/1a)...Was acquired by the Nashville Predators on Jan. 26 in exchange for Shane Endicott...Appeared in 29 games with the Milwaukee Admirals and totaled 16 points (13g/3a). **2005-06:** Began the season with the Gwinnett Gladiators (ECHL) and was leading the team with 22 points (12g/10a) in 13 games before being recalled to Milwaukee (AHL) on Dec. 2...Made his AHL debut that night and spent the remainder of the season with the Admirals...Recorded 40 points (20g/20a) in 57 AHL games. **2004-05:** Skated in 66 games with Gwinnett, notching 56 points (20g/36a)...Ranked third on the team in assists and penalty minutes (101), while finishing fourth in both goals and points...Led the Gladiators in playoff goals (5) and points (7). **2003-04:** Appeared in 68 games during his first season with Gwinnett, ranking third on the club in goals (20-tie) and fifth in points (46)...Led the Gladiators with seven playoff goals and shared the team lead with 12 points in 13 postseason games. **2002-03:** Capped off his four-year career at Michigan Tech University by notching 16 points (5g/11a) in 35 games. **2001-02:** Skated in 36 games during his junior campaign, totaling 15 points (7g/8a)...Finished second on the team with 48 penalty minutes. **2000-01:** Recorded 15 points (9g/6a) in 35 games with the Huskies, finishing third on the team in goals. **1999-00:** Appeared in 24 games during his freshman season at Michigan Tech.



STEFAN ELLIOTT

DEFENSEMAN – SHOOTS RIGHT
 BORN: JANUARY 30, 1991 – VANCOUVER, B.C.
 6-1, 180 LBS
 COLORADO'S THIRD SELECTION (SECOND ROUND, 49TH OVERALL) IN
 2009 ENTRY DRAFT

PLAYING RECORD

SEASON	CLUB	LEAGUE	GP	REGULAR SEASON				PLAYOFFS				
				G	A	PTS	PIM	GP	G	A	PTS	PIM
2006-07	Saskatoon	WHL	1	0	0	0	0	-	-	-	-	-
2007-08	Saskatoon	WHL	67	9	31	40	17	-	-	-	-	-
2008-09	Saskatoon	WHL	71	16	39	55	26	7	1	3	4	4

2008-09: Completed his second full season with the Saskatoon Blades (WHL), where he totaled 55 points (16g/39a) in 71 games...Led all Saskatoon blueliners in goals, assists and points...Tied for sixth among league defensemen in scoring... Totaled 26 points (8g/18a) on the power play...Took part in the 2009 CHL Top Prospects Game...Recorded four points (1g/3a) in seven post-season contests...Represented Team Canada at the 2009 IIHF World Under-18 Championship, notching two

assists in six games...Became the first ever Saskatoon Blade to be named the WHL Scholastic Player of the Year after maintaining a 93.3% school average. **2007-08:** Led all Saskatoon defensemen in assists (31) and points (40) while appearing in 67 games during his first full WHL season...Finished second among WHL rookie defensemen in goals (tied-9) and points... Notched two assists for Team Canada as the squad earned a gold medal at the 2008 Under-18 Ivan Hlinka tournament.



BRIAN FAHEY

DEFENSEMAN – SHOOTS RIGHT
 BORN: MARCH 2, 1981 – GLENVIEW, ILL.
 6-1, 216 LBS
 ACQUIRED FROM THE NEW YORK RANGERS IN EXCHANGE FOR NIGEL
 WILLIAMS, JULY 16, 2009

PLAYING RECORD

SEASON	CLUB	LEAGUE	GP	REGULAR SEASON				PLAYOFFS				
				G	A	PTS	PIM	GP	G	A	PTS	PIM
1997-98	U.S. Nat'l U-18	USDP	61	7	21	28	55	-	-	-	-	-
1998-99	U.S. Nat'l U-18	USDP	58	10	9	19	38	-	-	-	-	-
1999-00	Univ. of Wisconsin	WCHA	41	6	11	17	42	-	-	-	-	-
2000-01	Univ. of Wisconsin	WCHA	38	1	5	6	16	-	-	-	-	-
2001-02	Univ. of Wisconsin	WCHA	38	2	8	10	55	-	-	-	-	-
2002-03	Univ. of Wisconsin	WCHA	39	5	4	9	34	-	-	-	-	-
2003-04	Worcester	AHL	2	0	0	0	2	-	-	-	-	-
	Hershey	AHL	12	0	1	1	6	-	-	-	-	-
2004-05	Atlantic City	ECHL	55	11	26	37	49	2	0	0	0	2
	Worcester	AHL	20	0	4	4	12	-	-	-	-	-
2005-06	Atlantic City	ECHL	46	10	16	26	47	3	0	2	2	0
	Iowa	AHL	64	6	11	17	74	7	0	1	1	8
2006-07	Idaho	ECHL	3	1	1	2	4	-	-	-	-	-
	Chicago	AHL	75	11	18	29	81	15	3	2	5	20
2007-08	Chicago	AHL	76	14	23	37	123	24	2	8	10	24
2008-09	Hartford	AHL	66	4	20	24	67	5	0	1	1	6

2008-09: Recorded 24 points (4g/20a) in 66 games with the Hartford Wolf Pack (AHL). **2007-08:** Spent the season with the Chicago Wolves (AHL) and helped the team to the Calder Cup title by recording 10 points (2g/8a) in 24 post-season contests... Notched 37 points (14g/23a) and 123 penalty minutes in 76 regular season contests. **2006-07:** Appeared in 75 games during his first season with the Chicago Wolves...Recorded 29 points (11g/18a) and a +16 plus/minus rating...Added five points (3g/2a) in 15 playoff contests. **2005-06:** Skated in 64 games for the Iowa Stars (AHL), totaling 17 points (6g/11a)...Also played three games for the Idaho Steelheads (ECHL). **2004-05:** Notched four assists in 20 games with the Worcester IceCats (AHL) and registered 26 points (10g/16a) in 46 games with Atlantic City (ECHL). **2003-04:** Named to the ECHL All-Rookie Team

after totaling 37 points (11g/26a) in 55 contests with Atlantic City...Led all team defensemen in goals, assists and points... Also played in 14 combined AHL contests with the Worcester IceCats and Hershey Bears. **2002-03:** Totaled nine points (5g/4a) in 39 games during his senior season at the University of Wisconsin (WCHA). **2001-02:** Ranked third among Badgers defensemen with 10 points (2g/8a) in 38 contests. **2000-01:** Notched six points (1g/5a) in 38 games as a sophomore. **1999-00:** Named to the WCHA All-Rookie Team after compiling 17 points (6g/11a) in 41 games during his freshman campaign. **Other:** Prior to attending Wisconsin, Brian spent two years with USA Hockey's National Team Development Program in Ann Arbor, Mich...Was originally Colorado's seventh selection (fourth round, 119th overall) in the 2000 NHL Entry Draft.



TOM FRITSCHE

LEFT WING – SHOOTS LEFT
 BORN: SEPTEMBER 30, 1986 – PARMA, OHIO
 5-11, 183 LBS
 COLORADO'S THIRD SELECTION (SECOND ROUND, 47TH OVERALL)
 IN 2005 ENTRY DRAFT

PLAYING RECORD

SEASON	CLUB	LEAGUE	GP	REGULAR SEASON					PLAYOFFS				
				G	A	PTS	PIM	GP	G	A	PTS	PIM	
2002-03	U.S. Nat'l U-17	USDP	63	21	20	41	59	-	-	-	-	-	
2003-04	U.S. Nat'l U-18	USDP	57	24	27	51	46	-	-	-	-	-	
2004-05	Ohio State	CCHA	42	11	34	45	38	-	-	-	-	-	
2005-06	Ohio State	CCHA	37	11	19	30	16	-	-	-	-	-	
	United States	WJC	7	1	4	5	4	-	-	-	-	-	
2006-07	Ohio State	CCHA	19	5	8	13	8	-	-	-	-	-	
2007-08	Ohio State	CCHA	39	5	14	19	28	-	-	-	-	-	
	Lake Erie	AHL	15	2	3	5	2	-	-	-	-	-	
2008-09	Lake Erie	AHL	48	10	10	20	40	-	-	-	-	-	

2008-09: Completed his first full professional season, tallying 20 points (10g/10a) in 48 games with the Lake Erie Monsters (AHL)...Finished tied for fifth on the club in goals and ranked seventh in points...Suspended for six games after leaving the bench during an altercation against Norfolk on Jan. 27... Signed an entry-level contract with the Avalanche prior to the season on Aug. 11. **2007-08:** Capped off his four-year stint at Ohio State University (CCHA) by registering 19 points (5g/14a) in 39 games during his senior campaign...Led the Buckeyes with two short-handed goals...Totaled 107 points (32g/75a) in 137 career games at Ohio State, becoming the first Buckeye to reach 100 points since 2003-04...Signed an Amateur Tryout Contract (ATO) with the Lake Erie Monsters on March 14 following the completion of his collegiate career...Collected five points (2g/3a) in 15 games with the Monsters. **2006-07:** Recipient of the CCHA's Terry Flanagan Memorial Award, given annually to "an upperclassman that has overcome some type of personal adversity and is active on the university campus and surrounding community..."The recipient is chosen by a committee comprised of league athletics directors and faculty representatives...Fritsche missed the first half of the 2006-07 season suffering from severe ulcerative colitis, a chronic intestinal disorder...Returned to the lineup Dec. 29 and played

in the final 19 games, posting five goals and eight assists. **2005-06:** Led the Buckeyes in scoring for the second straight season, compiling 30 points in his sophomore campaign at Ohio State...Also led the team in assists (19) and finished second in goals (11)...Was a member of the 2006 U.S. National Junior Team and represented the United States at the 2006 IIHF World Junior Championship in Vancouver, B.C...Posted a goal and four assists in seven games during the tournament. **2004-05:** Named to the CCHA All-Rookie Team as a freshman at Ohio State...Honored as the National Freshman of the Year by Inside College Hockey...Led the Buckeyes in scoring with 45 points, the most by an OSU freshman since Brian Loney had 55 in 1992...Also led the Buckeyes with 34 assists, which tied for the CCHA lead...Skated in all 42 games and was a team-best +21 on the year. **2003-04:** Played for the U.S. National U-18 Team in the NTDP, finishing second on the team with 24 goals and 51 points. **2002-03:** Spent the year with the U.S. Under-17 Team...Helped Team USA to a first-place finish at the 2002 Four Nations Cup. **Personal:** Last name is pronounced *Fritt-chee*...Tom's brother, Dan Fritsche, was drafted by the Columbus Blue Jackets in 2003 and has spent the last five seasons in the NHL with the Blue Jackets, New York Rangers and Minnesota Wild...Their father, James, owns a hockey store.



CAMERON GAUNCE

DEFENSEMAN – SHOOTS LEFT
 BORN: MARCH 19, 1990 – SUDBURY, ONTARIO
 6-1, 203 LBS
 COLORADO'S FIRST SELECTION (SECOND ROUND, 50TH OVERALL)
 IN 2008 ENTRY DRAFT

PLAYING RECORD

SEASON	CLUB	LEAGUE	GP	REGULAR SEASON				PLAYOFFS				
				G	A	PTS	PIM	GP	G	A	PTS	PIM
2006-07	Markham	OPJHL	45	2	12	14	68	11	0	3	3	26
2007-08	St. Michael's	OHL	63	10	30	40	99	4	0	1	1	6
2008-09	St. Michael's	OHL	67	17	47	64	110	11	4	6	10	20

2008-09: Was named to the Ontario Hockey League's Second All-Star Team after recording 64 points (17g/47a) and 110 penalty minutes in 67 games for the Mississauga St. Michael's Majors...Finished third in voting for the Max Kaminsky Trophy as the OHL's most outstanding defenseman...Ranked fifth among league defensemen in scoring...Earned Mississauga's Most Valuable Player and Tim Horton Defenseman of the Year awards...Led the Majors in assists and plus/minus (+28) and was second in points...Was tabbed by league coaches as the Eastern Conference's "Best Defensive Defenseman" and second-best "Offensive Defenseman"...Garnered OHL Defenseman of the Month honors for December after leading all league blueliners with 16 points (4g/12a) in 11 games... Selected to the Eastern Conference All-Star Team for the 2009 OHL All-Star Classic...Named the OHL's Player of the Week for the period ending Dec. 14...Sued up for Team OHL at the 2008 Canada-Russia Challenge, totaling a pair of assists in

two contests...Led Mississauga defensemen and ranked third on the club in postseason scoring with 10 points (4g/6a) in 11 games. **2007-08:** Was named to the OHL All-Rookie Team in his first season with Mississauga...Led all team blueliners in scoring with 40 points (10g/30a) in 63 games...Finished 12th among league rookies in scoring...Recipient of the Majors Tim Horton Defenseman of the Year Award...Added one assist in four playoff contests. **2006-07:** Recorded 14 points (2g/12a) in 45 games with the Markham Waxers of the Ontario Provincial Junior A Hockey League and was named the team's Rookie of the Year. **Other:** Spent 11 years with the Markham Waxers organization, where he was teammates with fellow 2008 draftees Steven Stamkos (1st overall – Tampa Bay Lightning), Cody Hodgson (10th overall – Vancouver Canucks) and Michael Del Zotto (20th overall – New York Rangers). **Personal:** Last name is pronounced GAWNS.



DARREN HAYDAR

RIGHT WING – SHOOTS RIGHT

BORN: OCTOBER 22, 1979 – TORONTO, ONTARIO

5-9, 170 LBS

SIGNED BY COLORADO AS A FREE AGENT, JULY 6, 2009

PLAYING RECORD

SEASON	CLUB	LEAGUE	REGULAR SEASON					PLAYOFFS				
			GP	G	A	PTS	PIM	GP	G	A	PTS	PIM
1998-99	U. of New Hamp.	Hockey East	41	31	30	61	34	-	-	-	-	-
1999-00	U. of New Hamp.	Hockey East	38	22	19	41	42	-	-	-	-	-
2000-01	U. of New Hamp.	Hockey East	39	18	23	41	38	-	-	-	-	-
2001-02	U. of New Hamp.	Hockey East	40	31	45	76	28	-	-	-	-	-
2002-03	Nashville	NHL	2	0	0	0	0	-	-	-	-	-
	Milwaukee	AHL	75	29	46	75	36	6	1	4	5	2
2003-04	Milwaukee	AHL	79	22	37	59	35	22	11	15	26	10
2004-05	Milwaukee	AHL	59	24	26	50	42	7	3	4	7	14
2005-06	Milwaukee	AHL	80	35	57	92	50	21	18	17	35	18
2006-07	Chicago	AHL	73	41	81	122	55	15	10	14	24	14
	Atlanta	NHL	4	0	0	0	0	-	-	-	-	-
2007-08	Atlanta	NHL	16	1	7	8	2	-	-	-	-	-
	Chicago	AHL	51	19	39	58	52	24	12	15	27	8
2008-09	Grand Rapids	AHL	79	31	49	80	26	10	4	7	11	4
NHL TOTALS			22	1	7	8	2	-	-	-	-	-

Is the American Hockey League's all-time playoff scoring leader with 135 points (59g/76a) in 105 postseason contests... His 59 goals and 76 assists are also the most in AHL playoff history... Has tallied 536 points (201g/335a) in 496 regular season AHL contests... Was the 2007 AHL MVP, 2003 AHL Rookie of the Year, and holds the league record for the longest point streak at 39 games... Has been a member of two Calder Cup championship teams. **2008-09:** Spent the season with the Grand Rapids Griffins, where he led the team and finished sixth in the AHL with 80 points (31g/49a)... Also paced the Griffins in goals, assists and power-play goals (16)... Added 11 points (4g/7a) in 10 playoff contests. **2007-08:** Appeared in 16 games with the Atlanta Thrashers, recording eight points (1g/7a)... Scored his first NHL goal and added his first assist on Oct. 13 vs. New Jersey (Martin Brodeur)... Spent the second half of the season with the Chicago Wolves (AHL), where he helped the team to the Calder Cup championship... Shared the league lead with 12 goals in 24 postseason games, and tied for third among playoff scorers with 27 points... Totaled 58 points (19g/39a) in 51 regular season games. **2006-07:** Earned the Les Cunningham Award as the AHL's MVP and captured the John B. Sollenberger Trophy as the AHL's top scorer after collecting 122 points (41g/81a) in 73 games with Chicago... Named to the AHL First All-Star Team... Led the league in assists and points and finished in a tie for third in goals... Opened the season by recording a point in each of his first 39 games, the longest scoring streak in the 71-year history of the AHL... Averaged better than two points per game (24g/55a) during the three-month streak... Officially broke the AHL record on Dec. 23, 2006, when he picked up a point for the 32nd straight game... Was voted to the starting lineup for the Canadian team at the 2007 RBK Hockey AHL All-Star Classic... Led all playoff scorers with

24 points (10g/14a) in 15 playoff contests... Tied for the post-season lead in goals and ranked second in assists (14-tie)... Saw action in four games with the Atlanta Thrashers. **2005-06:** Appeared in 80 games with Milwaukee (AHL)... Led the team and finished fifth in the league with 92 points (35g/57a)... Skated in 21 playoff contests and led the league in goals (18) and points (35) while tying for third in assists (17). **2004-05:** Recorded 50 points (24g/26a) in 59 games with Milwaukee. **2003-04:** Shared the team lead with 59 points (22g/37a) in 79 games with Milwaukee... Led all postseason scorers in goals (11) and points (26) in 22 contests as the Admirals captured their first Calder Cup. **2002-03:** Captured the Dudley (Red) Garrett Memorial Award as the AHL's most outstanding rookie with Milwaukee... Was also named to the AHL All-Rookie Team after notching 75 points (29g/46a) in 75 games... Made his NHL debut on Nov. 17 at Chicago and appeared in two games for the Nashville Predators. **2001-02:** Named Hockey East Player of the Year during his senior season at the University of New Hampshire... Totaled 76 points (31g/45a) in 40 contests... Was a finalist for the Hobey Baker Memorial Award, earned Hockey East First Team All-Star laurels and was named to the AHCA All-American East First Team... Finished his UNH career second on the school's all-time scoring chart in goals (102) and third in both assists (117) and points (219). **2000-01:** Totaled 41 points (18g/23a) in 39 contests during his junior campaign at New Hampshire. **1999-00:** Recorded 41 points (22g/19a) in 39 games to garner Hockey East Second Team All-Star honors. **1998-99:** Named Hockey East Rookie of the Year and was selected to the Hockey East Second All-Star Team after notching 61 points (31g/30a) in 41 contests as a freshman at UNH... Was Nashville's 15th selection (248th overall) in the 1999 Entry Draft.





JENS HELLGREN

DEFENSEMAN – SHOOTS LEFT
 BORN: MARCH 6, 1989 – BJÖRBO, SWEDEN
 6-3, 192 LBS
 COLORADO'S EIGHTH SELECTION (SIXTH ROUND, 155TH OVERALL)
 IN 2007 ENTRY DRAFT

PLAYING RECORD

SEASON	CLUB	LEAGUE	GP	REGULAR SEASON				PLAYOFFS				
				G	A	PTS	PIM	GP	G	A	PTS	PIM
2005-06	Frolunda U18	Sweden U-18	12	1	0	1	2	2	0	0	0	2
	Frolunda Jr.	Sweden Jr.	22	0	0	0	4	6	0	0	0	0
2006-07	Frolunda U18	Sweden U-18	3	0	2	2	0	4	2	2	4	6
	Frolunda Jr.	Sweden Jr.	40	4	6	10	26	7	0	0	0	2
2007-08	Frolunda Jr.	Sweden	40	4	10	14	20	8	0	1	1	2
2008-09	Boras HC	Sweden	45	2	6	8	16	-	-	-	-	-

2008-09: Notched eight points (2g/6a) in 45 games during his first season with Boras HC in Sweden...Missed only one contest during the season, tying him for the team lead in games played. **2007-08:** Recorded 14 points (4g/10a) to rank fourth among team defensemen in scoring with Frolunda Jr. in

Sweden...Tied for first among the club's blueliners with a +23 rating. **2006-07:** Rated by NHL Central Scouting as the fifth-best European defenseman entering the 2007 Entry Draft...Captured a bronze medal with Team Sweden at the 2007 IIHF World Under-18 Championship.



MATT HENDRICKS

CENTER – SHOOTS LEFT
 BORN: JUNE 17, 1981 – BLAINE, MINN.
 6-0, 215 LBS
 ACQUIRED FROM BOSTON IN EXCHANGE FOR JOHNNY BOYCHUK,
 JUNE 24, 2008

PLAYING RECORD

SEASON	CLUB	LEAGUE	GP	REGULAR SEASON				PLAYOFFS				
				G	A	PTS	PIM	GP	G	A	PTS	PIM
2000-01	St. Cloud State	WCHA	36	3	9	12	23	-	-	-	-	-
2001-02	St. Cloud State	WCHA	42	19	20	39	74	-	-	-	-	-
2002-03	St. Cloud State	WCHA	37	18	18	36	64	-	-	-	-	-
2003-04	St. Cloud State	WCHA	37	14	11	25	32	-	-	-	-	-
	Milwaukee	AHL	1	0	0	0	2	-	-	-	-	-
2004-05	Lowell	AHL	15	1	2	3	10	-	-	-	-	-
	Florida	ECHL	54	24	26	50	94	4	0	0	0	4
2005-06	Rochester	AHL	56	13	14	27	84	-	-	-	-	-
2006-07	Hershey	AHL	65	18	26	44	105	19	8	4	12	18
2007-08	Providence	AHL	67	22	30	52	121	10	0	3	3	6
2008-09	Lake Erie	AHL	43	14	15	29	71	-	-	-	-	-
	Colorado	NHL	4	0	0	0	13	-	-	-	-	-

2008-09: Spent most of the season with the Lake Erie Monsters (AHL) but also skated in four games for the Avalanche...Recalled from Lake Erie on March 9 and made his NHL debut on March 10 vs. Atlanta...Was reassigned on March 13 and recalled again on March 24...Racked up 11 minutes in penalties, including his first NHL fighting major, on March 25 vs. Anaheim...Reassigned to Lake Erie on March 28...Finished third on the Monsters in scoring with 29 points (14g/15a) despite playing only 43 games...Also ranked third on the team in goals and penalty minutes (71)...Missed 12 weeks after suffering a broken foot while blocking a shot on Oct. 25 at Peoria. **2007-08:** Spent the entire season with the Providence Bruins (AHL), where he ranked fourth on the team in scoring with 52 points (22g/30a) in 67 games...Skated in 10 playoff games for

the AHL Bruins, registering three assists...Signed as a free agent with Boston on July 9, 2007. **2006-07:** Scored 18 goals in 65 games for the Hershey Bears (AHL)...Added 12 points (8g/4a) in 19 playoff contests as the Bears fell to Hamilton in the Calder Cup Finals. **2005-06:** Recorded 27 points (13g/14a) in 56 contests with the Rochester Americans (AHL). **2004-05:** Totaled 50 points (24g/26a) in 54 games with the Florida Everblades (ECHL)...Also spent time with the Lowell Lock Monsters (AHL). **Other:** Played four seasons of college hockey at St. Cloud State University...Led the Huskies with 18 goals as a junior in 2002-03...Joined the Milwaukee Admirals (AHL) for one game following the completion of his senior year...Was Nashville's fifth choice (131st overall) in the 2000 Entry Draft.



JONAS HOŁOS


DEFENSEMAN – SHOOTS RIGHT
 BORN: AUGUST 27, 1987 – SARPSBORG, NORWAY
 5-11, 196 LBS
 COLORADO'S SIXTH SELECTION (SIXTH ROUND, 170TH OVERALL)
 IN 2008 ENTRY DRAFT

PLAYING RECORD

SEASON	CLUB	LEAGUE	REGULAR SEASON					PLAYOFFS				
			GP	G	A	PTS	PIM	GP	G	A	PTS	PIM
2004-05	Sarpsborg Jr.	Norway-Jr.	1	1	1	2	0	1	0	0	0	0
	Sarpsborg	Norway	41	3	2	5	18	4	0	0	0	2
2005-06	Sarpsborg	Norway	26	3	4	7	14	6	0	0	0	0
	Norway	WJC	6	0	0	0	12	-	-	-	-	-
2006-07	Norway	WC	6	0	0	0	2	-	-	-	-	-
	Sarpsborg-2	Norway-2	1	2	0	2	0	-	-	-	-	-
	Sarpsborg	Norway	40	11	19	30	32	13	2	2	4	18
2007-08	Norway	WC	6	0	1	1	6	-	-	-	-	-
	Sarpsborg	Norway	40	2	20	22	67	6	1	0	1	2
	Norway	WC	7	0	1	1	6	-	-	-	-	-
2008-09	Farjestads BK	Sweden	55	8	8	16	12	13	3	3	6	8
	Norway	WC	6	0	0	0	2	-	-	-	-	-

Is the Avalanche's first-ever draft choice out of Norway. **2008-09:** Helped lead Farjestads BK to regular season and playoff titles in the Swedish Elite League...One of five Farjestads skaters to appear in all 55 regular season games...Tallied 16 points (8g/8a) to rank first among team defensemen in goals and second in points...Notched six points (3g/3a) in 13 postseason contests...Appeared in six games for Norway at the 2009 IIHF World Championship. **2007-08:** Skated in 40 games with Sparta Sarpsborg of the Norwegian Elite League, tallying two goals and 20 assists...Competed with Team Norway at the 2008 IIHF World Championship. **2006-07:** Tallied 30 points (11g/19a)

in 40 games with Sarpsborg...Represented his country at the 2007 IIHF World Championship...Had two points (1g/1a) in five games for Norway at the 2007 World Juniors (Division I). **2005-06:** Skated in 26 games for Sparta Sarpsborg...Represented Norway at both the 2006 IIHF World Championship and World Junior Championship. **2004-05:** Appeared in 41 games during his first full season with Sarpsborg...Tallied two assists in five games at the World Juniors (Div. I)...Led Norway's defensemen with four points (3g/1a) at the 2005 IIHF World Under-18 Championship. **Personal:** Name is pronounced YOH-nuhs hah-LAWS.



RAY MACIAS

DEFENSEMAN – SHOOTS RIGHT
 BORN: SEPTEMBER 18, 1986 – LONG BEACH, CALIF.
 6-2, 195 LBS
 COLORADO'S SIXTH SELECTION (FOURTH ROUND, 124TH OVERALL)
 IN 2005 ENTRY DRAFT

PLAYING RECORD

SEASON	CLUB	LEAGUE	GP	REGULAR SEASON				PLAYOFFS				
				G	A	PTS	PIM	GP	G	A	PTS	PIM
2003-04	Kamloops	WHL	69	12	17	29	14	5	2	0	2	0
2004-05	Kamloops	WHL	69	12	35	47	18	2	0	0	0	0
2005-06	Kamloops	WHL	68	12	26	38	34	-	-	-	-	-
2006-07	Kamloops	WHL	70	30	40	70	58	-	-	-	-	-
2007-08	Lake Erie	AHL	42	4	9	13	18	-	-	-	-	-
2008-09	Johnstown	ECHL	5	0	5	5	0	6	1	3	4	2
	Johnstown	ECHL	8	1	5	6	4	-	-	-	-	-
	Lake Erie	AHL	36	3	15	18	20	-	-	-	-	-
	Colorado	NHL	6	0	1	1	0	-	-	-	-	-

2008-09: Saw his first NHL action, playing in each of Colorado's final six games...Was recalled from the Lake Erie Monsters (AHL) on March 31 and made his NHL debut on April 1 vs. Phoenix...Became just the second California-born player to ever play for the Avalanche, joining Scott Parker (Hanford, Calif.)...Tallied his first NHL point with an assist on April 9 vs. Dallas...Appeared in 36 games for Lake Erie, finishing second among team defensemen in assists (15) and third in points (18)...Began the season with the Johnstown Chiefs (ECHL), where he recorded a goal and five assists in eight games. **2007-08:** Spent the majority of his first professional season with the Lake Erie Monsters but also saw time with the Johnstown Chiefs...Totaled 13 points (4g/9a) in 42 games with the Monsters...Missed the first month of the season after suffering a wrist injury during training camp...Finished the season with the Chiefs, where he had four points (1g/3a) in six postseason contests. **2006-07:** Led all Western Hockey League defensemen in scoring with 70 points (30g/40a) in 70 games for the Kamloops Blazers...Selected to the Western

Conference's First All-Star Team...Finished second on the Blazers in assists, third in points and fourth in goals...Led Kamloops and ranked sixth in the WHL in plus/minus with a +29 rating...Suffered a wrist injury on March 14 at Seattle, forcing him to miss the final two games of the regular season and all four playoff contests...Ended his career with 184 points (66g/118a) in 276 games for the Blazers...Signed a three-year, entry-level contract with the Avalanche on April 11, 2007. **2005-06:** Spent his third season with Kamloops, leading all Blazers defensemen with 38 points (12g/26a). **2004-05:** The 18-year-old defenseman led the Kamloops Blazers (WHL) with 47 points...Also led the team with 35 assists...His 47 points ranked eighth among WHL defensemen...Participated in the 2005 CHL Top Prospects Game in Vancouver on Jan. 19. **2003-04:** Finished second among WHL rookie defensemen with 29 points in 69 games with Kamloops...Named to the 2004 CHL All-Rookie Team. **Other:** Won a national championship in Bantam AAA with the Los Angeles Junior Kings.



BRAD MALONE

CENTER/LEFT WING – SHOOTS LEFT
 BORN: MAY 20, 1989 – MIRAMICHI, N.B.
 6-2, 207 LBS
 COLORADO'S FIFTH SELECTION (FOURTH ROUND, 105TH OVERALL)
 IN 2007 ENTRY DRAFT

PLAYING RECORD

SEASON	CLUB	LEAGUE	GP	REGULAR SEASON				PLAYOFFS				
				G	A	PTS	PIM	GP	G	A	PTS	PIM
2006-07	Sioux Falls	USHL	57	14	19	33	134	8	3	1	4	24
2007-08	North Dakota	WCHA	34	1	2	3	44	-	-	-	-	-
2008-09	North Dakota	WCHA	41	5	12	17	75	-	-	-	-	-

2008-09: Totaled 17 points (5g/12a) in 41 games during his sophomore campaign at the University of North Dakota (WCHA)...Bettered his freshman numbers in all three scoring categories...Finished second on the team with 75 penalty minutes...Tallied a goal and an assist in North Dakota's overtime loss to New Hampshire in the NCAA Northeast Regional Semifinal on March 28. **2007-08:** Skated in 34 games during his freshman season at North Dakota, helping the Fighting Sioux advance to the NCAA Men's Frozen Four...Led all North Dakota freshmen in penalty minutes (44) and ranked second in games

played...Won 57.1% of his faceoffs (36/63), third best on the team. **2006-07:** Recorded 33 points (14g/19a) and 134 penalty minutes in 57 games for Sioux Falls (USHL)...Ranked second on the team in PIM...Shared the team lead with four game-winning goals...Skated in all eight playoff games for Sioux Falls, recording three goals and one assist. **Personal:** Brad's uncle, Greg Malone, played 11 seasons in the NHL from 1976-87...Brad's cousin, Ryan Malone (Greg's son) is a member of the Tampa Bay Lightning.



BRANDON MAXWELL

GOALTENDER – CATCHES LEFT
 BORN: MARCH 22, 1991 – WINTER PARK, FLA.
 6-0, 195 LBS
 COLORADO'S SIXTH SELECTION (SIXTH ROUND, 154TH OVERALL) IN 2009 ENTRY DRAFT

PLAYING RECORD

SEASON	CLUB	LGE	REGULAR SEASON								PLAYOFFS							
			GP	W	L	T	MNS	GA	SO	AVG	GP	W	L	MNS	GA	SO	AVG	
2007-08	U.S. Nat'l	USDP	39	21	15	1	2280	108	2	2.84	-	-	-	-	-	-	-	
2008-09	U.S. Nat'l	USDP	37	22	14	1	2293	119	1	3.11	-	-	-	-	-	-		

Will spend the 2009-10 season with the Kitchener Rangers of the Ontario Hockey League. **2008-09:** Completed his second season with the U.S. National Team Development Program, splitting time between the U.S. National Under-18 and Under-17 Teams...Posted a 22-14-1 combined record with a 3.11 goals-against average and .891 save percentage...Held a 2-0 record with a 3.00 goals-against average as Team USA claimed the gold medal at the 2008 Four Nations Cup in Lake Placid, N.Y. **2007-08:** Split the season between the U.S. National

Under-18 & Under-17 Teams, combining for a 21-15-1 record with a 2.84 goals-against average and .900 save percentage... Led Team USA to a bronze medal at the 2008 IIHF World Under-18 Championship in Kazan, Russia, posting a 4-0-1 record with a .926 save percentage and 2.21 GAA in five contests... Helped the United States earn a silver medal at the 2008 World Under-17 Challenge by compiling a 4-1-0 record with a 2.20 GAA and .914 save percentage.



CEDRIC McNICOLL

CENTER – SHOOTS LEFT
 BORN: AUGUST 28, 1988 – LONGUEUIL, QUEBEC
 5-10, 178 LBS
 SIGNED BY COLORADO AS A FREE AGENT, MARCH 5, 2009

PLAYING RECORD

SEASON	CLUB	LEAGUE	GP	REGULAR SEASON				PLAYOFFS				
				G	A	PTS	PIM	GP	G	A	PTS	PIM
2004-05	Shawinigan	QMJHL	1	0	1	1	0	1	0	0	0	0
2005-06	Shawinigan	QMJHL	67	13	17	30	34	10	1	7	8	2
2006-07	Shawinigan	QMJHL	47	16	30	46	14	4	4	1	5	0
2007-08	Shawinigan	QMJHL	69	43	40	83	20	5	0	8	8	6
2008-09	Shawinigan	QMJHL	65	38	66	104	22	21	16	17	33	6

2008-09: Named to the QMJHL First All-Star Team after recording 104 points (38g/66a) in 65 games with the Shawinigan Cataractes...Finished third in the QMJHL in points, tied for second in assists and was eighth in goals...Posted a league-best +61 plus/minus rating and tied for third with nine game-winning goals...Earned both the Frank J. Selke Trophy as the QMJHL's most sportsmanlike player and the CHL's Sportsman of the Year award for the second consecutive season after finishing with only 22 penalty minutes...Collected 42 points (19g/23a) during a 24-game point streak from Nov. 11 to Dec. 18...Named the QMJHL's Player of the Month for October after totaling 29 points (9g/20a) in 13 contests...Led Shawinigan and ranked fifth in the league with 33 points (16g/17a) in 21 playoff contests as the Cataractes advanced to the President Cup Finals... Honored as the CHL Player of the Week for the period ending

April 26. **2007-08:** Tallied 83 points (43g/40a) in 69 games, leading Shawinigan in all three scoring categories...Tied for fourth among QMJHL scorers in goals...Paced the Cataractes and tied for sixth in the league with 18 power-play goals...Also topped the squad in game-winning goals (6) and short-handed goals (2-tie)...Earned the QMJHL's Frank J. Selke Trophy and was named the CHL's Sportsman of the Year after totaling only 20 penalty minutes...Led the Cataractes in playoff scoring with eight points (0g/8a) in five contests. **2006-07:** Ranked third on the Cataractes with 46 points (16g/30a) despite playing in only 47 games...Added five points (4g/1a) in four postseason outings. **2005-06:** Led Shawinigan rookies in goals (13), assists (17) and points (30) during his first full season in the QMJHL... Tallied eight points (1g/7a) in 10 postseason games to tie for fourth among league rookies.



JUSTIN MERCIER

CENTER – SHOOTS LEFT
BORN: JUNE 25, 1987 – ERIE, PA
5-11, 190 LBS
COLORADO'S EIGHTH SELECTION (SIXTH ROUND, 168TH OVERALL)
IN 2005 ENTRY DRAFT

PLAYING RECORD

SEASON	CLUB	LEAGUE	GP	REGULAR SEASON				PLAYOFFS				
				G	A	PTS	PIM	GP	G	A	PTS	PIM
2003-04	St. Louis	USHL	60	12	9	21	-	-	-	-	-	-
2004-05	USA U-17 & U-18	USDP	60	11	14	25	104	-	-	-	-	-
2005-06	Miami (Ohio) Univ.	CCHA	35	3	7	10	32	-	-	-	-	-
2006-07	Miami (Ohio) Univ.	CCHA	40	10	15	25	59	-	-	-	-	-
2007-08	Miami (Ohio) Univ.	CCHA	42	25	15	40	42	-	-	-	-	-
2008-09	Miami (Ohio) Univ.	CCHA	40	14	15	29	58	-	-	-	-	-

2008-09: Recorded 29 points (14g/15a) in 40 games during his senior season at Miami (Ohio) University, helping the RedHawks advance to the NCAA title game...Named the West Regional's Most Outstanding Player after totaling three goals in victories over Denver and Minnesota Duluth en route to the Frozen Four...Led Miami with 161 shots on goal...Finished his collegiate career with 104 points (52g/52a) in 157 contests, becoming the first player in school history to record 100 career points and be a part of 100 victories...Named to Inside College Hockey's Preseason All-America Third Team...Following the season, signed an entry-level contract with the Avalanche on July 10, 2009. **2007-08:** Finished second on the team and fifth in the CCHA with 25 goals during his junior campaign at Miami (Ohio)...Seven of his goals were game-winners, tying for the NCAA lead...Finished third on the RedHawks in scoring with 40 points...Was a finalist for the CCHA's Defensive Forward of the Year Award...Ranked 10th nationally in goals-per-game (0.60)...Named RBC Financial Group CCHA Player of the Month

for October after leading the nation with six goals (6g/2a). **2006-07:** Bettered his freshman numbers in all three scoring categories, recording 10 goals, 15 assists and 25 points in 40 games as a sophomore for Miami (Ohio) University...Finished fifth on the RedHawks in both goals and points and ranked third in penalty minutes (59). **2005-06:** Skated in 35 games as a freshman at Miami (Ohio)...Tallied 10 points (3g/7a) and was +4 in helping the RedHawks capture the CCHA regular season title...Missed the first four games of the year due to illness but did not miss a game the rest of the season. **2004-05:** Played for the U.S. National Team Development Program...Participated in the 2005 IIHF World Under-18 Championship as a member of Team USA, which won the gold medal...Had six points in four games as Team USA won the Compuware Four Nations Cup in Ann Arbor, Mich...Collected an assist to help the U.S. finish first at the Five Nations Tournament in Tjorn, Sweden. **Personal:** Last name is pronounced *mer-SEAR*.



KIERAN MILLAN

GOALTENDER – CATCHES LEFT
BORN: AUGUST 31, 1989 – EDMONTON, ALBERTA
6-0, 190 LBS
COLORADO'S FIFTH SELECTION (FIFTH ROUND, 124TH OVERALL) IN 2009 ENTRY DRAFT

PLAYING RECORD

SEASON	CLUB	LGE	GP	W	L	T	MNS	REGULAR SEASON			PLAYOFFS						
								GA	SO	AVG	GP	W	L	MNS	GA	SO	AVG
2008-09	Boston Univ.	H-East	35	29	2	3	2073	67	3	1.94	-	-	-	-	-	-	-

2008-09: Backstopped Boston University to the 2009 NCAA championship as a freshman, posting a 29-2-3 record with a 1.94 goals-against average and a .921 save percentage...Named Hockey East Rookie of the Year and was selected to the league's Second All-Star Team...Led all NCAA netminders in winning percentage (.897) while ranking fifth nationally in GAA...Posted a 15-1-3 conference record and led Hockey East with a 1.80 GAA in league contests...Earned back-to-back

Hockey East Goaltender of the Month honors in December and January and was the Hockey East Rookie of the Month for March...Went undefeated in 20 straight decision (17-0-3) from Nov. 25 to March 6...Named to the New England Division-I All-Star Team and also earned top rookie honors...Garnered Hockey East Tournament MVP laurels and was named to the NCAA Northeast Regional All-Tournament Team.



KEVIN MONTGOMERY

DEFENSEMAN – SHOOTS LEFT
 BORN: APRIL 4, 1988 – ROCHESTER, NY
 6-1, 185 LBS
 COLORADO'S FIFTH SELECTION (FOURTH ROUND, 110TH OVERALL)
 IN 2006 ENTRY DRAFT

PLAYING RECORD

SEASON	CLUB	LEAGUE	GP	REGULAR SEASON					PLAYOFFS				
				G	A	PTS	PIM	GP	G	A	PTS	PIM	
2004-05	U.S. Nat'l U-17	USDP	55	6	19	25	56	-	-	-	-	-	
2005-06	U.S. Nat'l U-18	USDP	59	6	16	22	76	-	-	-	-	-	
2006-07	Ohio State	CCHA	17	1	4	5	18	-	-	-	-	-	
	London	OHL	31	1	16	17	50	9	0	0	0	6	
2007-08	London	OHL	63	9	34	43	95	5	0	1	1	4	
	Lake Erie	AHL	5	0	0	0	2	-	-	-	-	-	
2008-09	United States	WJC	6	0	0	0	2	-	-	-	-	-	
	Lake Erie	AHL	5	0	1	1	2	-	-	-	-	-	
	London	OHL	46	2	34	36	41	14	0	4	4	6	

2008-09: Began the season with the Lake Erie Monsters (AHL), but spent the majority of the campaign with the London Knights (OHL)...Recorded one assist and a +4 plus/minus rating in five games with Lake Erie...Reassigned to London on Nov. 4 and went on to rank second among London blueliners in assists (34) and points (36) despite playing only 46 games...Added four assists in 14 playoff contests...Signed an entry-level contract with the Avalanche prior to the start of the season on Oct. 1.
2007-08: Led all Knights defensemen in scoring with 43 points (9g/34a) in 63 games for London...Finished second on the team with 95 penalty minutes...Added one assist in five OHL playoff games...Skated in all six games (no points) for Team USA at the 2008 IIHF World Junior Championship in Pardubice, Czech

Republic...Signed an Amateur Tryout Contract (ATO) with Lake Erie on April 3 and appeared in five games with the Monsters.
2006-07: Began the season with Ohio State University before leaving the school to join the London Knights of the Ontario Hockey League...Signed with London on Dec. 11...Recorded 17 points (1g/16a) and was +15 in 31 games for the Knights...Finished third among team defensemen in scoring despite spending only a half season in the OHL...Also appeared in nine playoff games for London (no points)...Played 17 games with Ohio State, notching a goal and four assists. **Other:** Played for the U.S. National Under-18 Team in 2005-06 and was a member of the U.S. National Under-17 Team in 2004-05.



MARK OLVER

CENTER – SHOOTS LEFT
 BORN: JANUARY 1, 1988 – BURNABY, B.C.
 5-10, 155 LBS
 COLORADO'S FOURTH SELECTION (FIFTH ROUND, 140TH OVERALL)
 IN 2008 ENTRY DRAFT

PLAYING RECORD

SEASON	CLUB	LEAGUE	GP	REGULAR SEASON					PLAYOFFS				
				G	A	PTS	PIM	GP	G	A	PTS	PIM	
2005-06	Omaha	USHL	59	5	20	25	72	2	0	0	0	0	
2006-07	Omaha	USHL	57	29	35	64	84	5	3	3	6	18	
2007-08	Northern Michigan	CCHA	39	21	17	38	59	-	-	-	-	-	
2008-09	Northern Michigan	CCHA	40	16	19	35	84	-	-	-	-	-	

2008-09: Led Northern Michigan University (CCHA) in goals (16) and points (35) while skating in 40 games during his sophomore campaign...Also topped the Wildcats in power-play goals (6), short-handed tallies (3) and penalty minutes (84)...Tied for second on the team in game-winning goals (3) and ranked third in assists (19)...Named CCHA Player of the Month for January after registering 12 points (5g/7a) and a +7 plus/minus rating in eight games...Earned CCHA Offensive Player of the Week for Jan. 2-3 and Feb. 27-28. **2007-08:** Led Northern Michigan with 38 points (21g/17a) in 39 games during his freshman season...Topped all NCAA freshmen in goals and was seventh in points-per-game (0.97)...Ranked 18th among all players in goals-per-

game (0.54)...Paced the Wildcats with eight power-play goals and tied for the team lead with four game-winners. **2006-07:** Completed his second season with the Omaha Lancers of the United States Hockey League, where he led the team in goals (29), assists (35) and points (64)...Named Omaha's Forward of the Year and Most Valuable Player...Finished second in the league with a +27 rating. **2005-06:** Totaled 25 points (5g/20a) in 59 games during his first season with the Lancers. **Other:** Played two seasons with the Marquette (Mich.) Electricians Midget AAA (2003-05), where he was the leading scorer both seasons and was named team MVP in 2004-05.



WES O'NEILL

DEFENSEMAN – SHOOTS LEFT
 BORN: MARCH 3, 1986 – WINDSOR, ONTARIO
 6-4, 215 LBS
 SIGNED BY COLORADO AS A FREE AGENT, AUGUST, 20, 2007

PLAYING RECORD

SEASON	CLUB	LEAGUE	GP	REGULAR SEASON				PLAYOFFS				
				G	A	PTS	PIM	GP	G	A	PTS	PIM
2002-03	Green Bay	USHL	50	2	15	17	79	-	-	-	-	-
2003-04	U. of Notre Dame	CCHA	39	2	10	12	28	-	-	-	-	-
2004-05	U. of Notre Dame	CCHA	38	6	14	20	52	-	-	-	-	-
2005-06	U. of Notre Dame	CCHA	35	6	19	25	40	-	-	-	-	-
2006-07	U. of Notre Dame	CCHA	42	3	18	21	40	-	-	-	-	-
2007-08	Lake Erie	AHL	51	2	4	6	50	-	-	-	-	-
	Johnstown	ECHL	6	0	1	1	2	6	0	0	0	8
2008-09	Lake Erie	AHL	54	1	5	6	34	-	-	-	-	-
	Johnstown	ECHL	6	0	1	1	0	-	-	-	-	-
	Colorado	NHL	3	0	0	0	4	-	-	-	-	-

2008-09: Was recalled from the Lake Erie Monsters (AHL) on March 26 and made his NHL debut the following night against the Vancouver Canucks at Pepsi Center...Appeared in three games total for Colorado before being reassigned to Lake Erie on April 4...Skated in 54 games with the Monsters, totaling six points (1g/5a)...Also played six games with the Johnstown Chiefs (ECHL), posting one assist. **2007-08:** Spent most of his first professional season with the Lake Erie Monsters but also saw time with the Johnstown Chiefs...Recorded six points (2g/4a) in 51 games with Lake Erie...Reassigned to Johnstown

on March 27 and skated in six regular season games and six playoff contests for the Chiefs. **Other:** Played four seasons at the University of Notre Dame (CCHA)...Helped the Fighting Irish to its first-ever CCHA regular-season title while serving as alternate captain as a senior in 2006-07...Winner of the William Donald Nyrop Award as the team's top defensive player in 2005-06...Selected by the New York Islanders in the fourth round (115th overall) of the 2004 NHL Entry Draft. **Other:** Appeared in 50 games with the Green Bay Gamblers of the USHL in 2002-03.



RYAN O'REILLY

CENTER – SHOOTS LEFT
 BORN: FEBRUARY 7, 1991 – CLINTON, ONTARIO
 6-0, 200 LBS
 COLORADO'S SECOND SELECTION (SECOND ROUND, 33RD OVERALL) IN 2009 ENTRY DRAFT

PLAYING RECORD

SEASON	CLUB	LEAGUE	GP	REGULAR SEASON				PLAYOFFS				
				G	A	PTS	PIM	GP	G	A	PTS	PIM
2007-08	Erie	OHL	61	19	33	52	14	-	-	-	-	-
2008-09	Erie	OHL	68	16	50	66	26	5	0	5	5	2

2008-09: Recorded 66 points (16g/50a) in 68 games while serving as assistant captain for the Erie Otters (OHL)...Led the club in assists and shared the team lead in points while helping the Otters reach the postseason for the first time since 2005...Tied for third in the league with four short-handed goals...Added five assists in five playoff contests...Named Erie's Most Valuable Player, Player of the Year, Most Determined Player and earned the Bassin Award for dedication...Participated in the 2009 OHL All-Star Classic and the CHL Top Prospects Game...Represented the OHL at the 2008 Canada-Russia Challenge...Served as captain for Team Canada at the 2009 IIHF World Under-18 Championship, totaling five points (2g/3a)

in six contests...Voted the "Best Penalty Killer" and finished second in the "Best on Faceoffs" category in the 2009 OHL Western Conference Coaches Poll. **2007-08:** Was the first overall selection in the 2007 OHL Priority Draft...Recorded 52 points (19g/33a) in 61 games, earning Erie's Rookie of the Year and Most Sportsmanlike Player honors...Also tabbed as the club's Bassin Award winner for dedication and was named Erie's Scholastic Player of the Year...Won a gold medal with Team Canada at the 2008 Under-18 Ivan Hlinka tournament in Piestany, Slovakia...Served as captain of Team Ontario at the 2008 World Under-17 Hockey Challenge, posting six assists in six games to lead his squad to the gold medal.



DENIS PARSHIN

RIGHT WING – SHOOTS LEFT
 BORN: FEBRUARY 1, 1986 – RYBINSK, RUSSIA
 5-10, 165 LBS
 COLORADO'S THIRD SELECTION (THIRD ROUND, 72ND OVERALL)
 IN 2004 ENTRY DRAFT

PLAYING RECORD

SEASON	CLUB	LEAGUE	REGULAR SEASON					PLAYOFFS				
			GP	G	A	PTS	PIM	GP	G	A	PTS	PIM
2003-04	CSKA Moscow	Russia	27	2	4	6	4	-	-	-	-	-
2004-05	CSKA Moscow	Russia	42	3	4	7	18	-	-	-	-	-
2005-06	CSKA-2	Russia-3	Statistics Not Available									
	CSKA Moscow	Russia	37	2	8	10	22	6	0	2	2	2
2006-07	CSKA Moscow	Russia	54	18	14	32	24	12	2	2	4	8
2007-08	CSKA Moscow	Russia	56	12	23	35	46	6	1	0	1	0
2008-09	CSKA Moscow	KHL	48	12	16	28	34	8	1	0	1	6

2008-09: Appeared in 48 games with CSKA Moscow of the Kontinental Hockey League... Finished tied for fifth on the team in assists (16) and was seventh in both goals (12-tie) and points (28)... Added one goal in eight postseason games. **2007-08:** Recorded 35 points (12g/23a) in 56 games with CSKA Moscow

in Russia... Finished fourth on the team in goals and fifth in points. **2006-07:** Led CSKA Moscow in goals (18) and finished third in points (32)... Appeared in all 54 regular season games and all 12 playoff contests.



KENT PATTERSON

GOALTENDER – CATCHES LEFT
 BORN: SEPTEMBER 15, 1989 – ST. LOUIS PARK, MINN.
 6-0, 184 LBS
 COLORADO'S SIXTH SELECTION (FOURTH ROUND, 113TH OVERALL)
 IN 2007 ENTRY DRAFT

PLAYING RECORD

SEASON	CLUB	LGE	REGULAR SEASON								PLAYOFFS							
			GP	W	L	T	MNS	GA	SO	AVG	GP	W	L	MNS	GA	SO	AVG	
2006-07	Cedar Rapids	USHL	29	20	5	3	1710	83	2	2.91	1	0	1	41	6	0	8.78	
2007-08	Cedar Rapids	USHL	20	10	6	1	1110	46	1	2.49	-	-	-	-	-	-	-	
2008-09	U. of Minn.	WCHA	7	0	2	1	231	9	0	2.34	-	-	-	-	-	-	-	

2008-09: Appeared in seven games (one start) during his freshman season at the University of Minnesota (WCHA)... Posted a .925 save percentage and 2.34 goals-against average... Made his collegiate debut in relief on Nov. 28 against Michigan, stopping 25 shots in 35:59 of action... Earned a tie in his first collegiate start, turning aside 34-of-36 shots on Feb. 27 vs. Minnesota Duluth. **2007-08:** Posted a 10-6-1 record with one shutout in 20 appearances for the Cedar Rapids RoughRiders

(USHL)... Was sidelined for the first 18 games after undergoing sports hernia surgery and being placed on the 45-day injured reserve list... Stopped 23-of-25 shots in his season debut, a 5-2 victory over Sioux Falls on Dec. 7. **2006-07:** Compiled a 20-5-3 record in his first season with Cedar Rapids... Led the RoughRiders in appearances (29), wins and goals-against average (2.91).



DEREK PELTIER

DEFENSEMAN – SHOOTS LEFT
 BORN: MARCH 14, 1985 – PLYMOUTH, MINN.
 5-11, 190 LBS
 COLORADO'S FIFTH SELECTION (SIXTH ROUND, 184TH OVERALL)
 IN 2004 ENTRY DRAFT

PLAYING RECORD

SEASON	CLUB	LEAGUE	GP	REGULAR SEASON					PLAYOFFS				
				G	A	PTS	PIM	GP	G	A	PTS	PIM	
2004-05	Univ. of Minnesota	WCHA	43	6	13	19	22	-	-	-	-	-	-
2005-06	Univ. of Minnesota	WCHA	41	1	17	18	30	-	-	-	-	-	-
2006-07	Univ. of Minnesota	WCHA	44	4	11	15	28	-	-	-	-	-	-
2007-08	Univ. of Minnesota	WCHA	45	4	17	21	38	-	-	-	-	-	-
2008-09	Lake Erie	AHL	6	0	1	1	4	-	-	-	-	-	-
	Lake Erie	AHL	63	2	17	19	32	-	-	-	-	-	-
	Colorado	NHL	11	0	0	0	2	-	-	-	-	-	-

2008-09: Appeared in 11 of Colorado's final 12 games after being recalled from the Lake Erie Monsters (AHL)...Was recalled on March 17 and made his NHL debut that night in Minnesota...Finished second among Lake Erie defensemen in scoring with 19 points (2g/17a) in 63 games...Led the club's blueliners and tied for third overall in assists. **2007-08:** Served as team captain during his senior season at the University of Minnesota (WCHA)...Led Minnesota's defensive corps with 21 points (4g/17a) while appearing in all 45 games for the Gophers...Missed only one game during his collegiate career...Signed an Amateur Tryout Contract (ATO) with the Lake Erie Monsters on April 1...Recorded one assist in six games for the Monsters...Signed an entry-level contract with the Avalanche on June 5, 2008. **2006-07:** Appeared in all 44

games as a junior at Minnesota...Named to the WCHA All-Academic Team for the second year in a row. **2005-06:** Skated in all 41 games as a sophomore...Finished third among Gopher defensemen in scoring with 18 points (1g/17a). **2004-05:** Tallied 19 points (6g/13a) in 43 games during his freshman season at Minnesota...Led the Golden Gophers with a +17 plus/minus rating...His 19 points ranked second among WCHA rookie defensemen. **Other:** Prior to attending Minnesota, Derek played two seasons with the Cedar Rapids RoughRiders of the USHL... Was a first-team All-USHL selection in 2003-04...Played his prep hockey at Robbinsdale Armstrong High School in Minnesota...Member of the 2002 U.S. Under-18 Select Team. **Personal:** Last name is pronounced *Pell-TEER*.



BILLY SAUER

GOALTENDER – CATCHES LEFT
 BORN: JANUARY 6, 1988 – ROCHESTER, NY
 6-2, 180 LBS
 COLORADO'S SIXTH SELECTION (SEVENTH ROUND, 201ST OVERALL)
 IN 2006 ENTRY DRAFT

PLAYING RECORD

SEASON	CLUB	LGE	GP	W	L	T	MNS	REGULAR SEASON			PLAYOFFS						
								GA	SO	AVG	GP	W	L	MNS	GA	SO	AVG
2005-06	Univ. of Mich	CCHA	23	11	6	4	1281	65	1	3.04	-	-	-	-	-	-	-
2006-07	Univ. of Mich	CCHA	40	25	14	1	2354	119	1	3.03	-	-	-	-	-	-	-
2007-08	Univ. of Mich	CCHA	38	30	4	3	2272	74	4	1.95	-	-	-	-	-	-	-
2008-09	Univ. of Mich	CCHA	13	5	6	0	653	22	2	2.02	-	-	-	-	-	-	-

2008-09: Compiled a 5-6-0 record with a 2.02 goals-against average and .921 save percentage in 13 games as a senior at the University of Michigan (CCHA)...Finished his four-year career ranked third on Michigan's all-time goaltending chart in save percentage (.908), fourth in goals-against average (2.56) and shutouts (8), and was fifth in wins (71)...Garnered Michigan's Joseph E. Bارس Award, presented to the best team player as determined by the coaching staff...Signed an AHL contract with the Avalanche on Aug. 18, 2009. **2007-08:** Posted a 30-4-3 record in 38 appearances as a junior, helping the Wolverines advance to the 2008 NCAA Men's Frozen Four... Led the nation in victories and winning percentage (.851)...Set single-season school records for goals-against average (1.95) and save percentage (.924)...Ranked fifth nationally in GAA... Named to the NCAA East Regional All-Tournament team.

2006-07: Started 40 of Michigan's 41 games as a sophomore, posting a 25-14-1 record...Ranked among the CCHA leaders in appearances (2nd), wins (3rd) and winning percentage (3rd, .638). **2005-06:** Led the Wolverines with 11 victories (11-6-4) as a freshman at Michigan...Ranked 13th among North American goaltenders by NHL Central Scouting in its 2006 final rankings...Was ranked No. 4 in Central Scouting's mid-term rankings. **Other:** Graduated from Lockport Township (Ill.) High School in 2005...Helped the U.S. Under-18 Select team to a fifth-place finish at the 2005 Under-18 Junior World Cup...Spent the 2004-05 season with the Chicago Steel of the USHL...Appeared in 30 games, going 12-12-0 with a 3.05 GAA and a .904 save percentage...Was the youngest player on the Steel roster.



MARTY SERTICH

CENTER – SHOOTS LEFT

BORN: OCTOBER 13, 1982 – ROSEVILLE, MINN.

5-9, 165 LBS

ACQUIRED FROM DALLAS IN EXCHANGE FOR A CONDITIONAL SELECTION IN THE 2009 ENTRY DRAFT, JUNE 10, 2008

PLAYING RECORD

SEASON	CLUB	LEAGUE	REGULAR SEASON					PLAYOFFS				
			GP	G	A	PTS	PIM	GP	G	A	PTS	PIM
2001-02	Sioux Falls	USHL	61	19	33	52	30	3	1	0	1	0
2002-03	Colorado College	WCHA	42	9	20	29	26	-	-	-	-	-
2003-04	Colorado College	WCHA	39	11	28	39	12	-	-	-	-	-
2004-05	Colorado College	WCHA	42	27	37	64	26	-	-	-	-	-
2005-06	Colorado College	WCHA	42	14	36	50	55	-	-	-	-	-
2006-07	Iowa	AHL	44	13	20	33	24	2	0	1	1	0
2007-08	Iowa	AHL	79	27	25	52	42	-	-	-	-	-
2008-09	Lake Erie	AHL	24	7	8	15	22	-	-	-	-	-

2008-09: Limited to 24 games during his first season with the Lake Erie Monsters due to injury...Tallied 15 points (7g/8a) and ranked third on the team with four power-play goals.

2007-08: Led the Iowa Stars (AHL) with 27 goals and 52 points in 79 games. **2006-07:** Signed with Dallas as a free agent on July 10, 2006...Collected 33 points (13g/20a) despite playing only 44 games with the Iowa Stars during his first professional season...Added one assist in two playoff contests...

Named Iowa's American Specialty/AHL Man of the Year for his outstanding contributions to the Metro Des Moines community. **2005-06:** Capped off his four-year stint at Colorado College by notching 50 points (14g/36a) in 42 contests while serving as the Tigers' captain...Was a finalist for the Hobey Baker Award...Led the Tigers in assists and finished second in points...Earned a spot on the WCHA Second All-Star Team... Won CC's Rodman Award, representing leadership and sportsmanship...Played in each of Colorado College's 166 games throughout his college career, totaling 182 points (61g/121a).

2004-05: Captured the Hobey Baker Memorial Award after

leading the nation with 64 points (27g/37a) during his junior season at Colorado College...Helped the Tigers earn a share of the MacNaughton Cup as the WCHA's regular-season co-champions and reach the NCAA Frozen Four...Earned a spot on the All-American West First Team...Also garnered WCHA Player of the Year and USA Hockey's College Player of the Year accolades...Finished second in the nation in both goals and assists and led all NCAA skaters in points-per-game (1.49)... Named Colorado College's Thayer Tutt Award winner as the team's most valuable player...Led the WCHA in scoring with 42 points (17g/25a) in 28 league contests. **2003-04:** Compiled a team-leading 39 points (11g/28a) in 39 games as a sophomore. **2002-03:** Led all Tigers freshmen in games played (42), assists (20) and points (29) in his first year at Colorado College. **2001-02:** Recorded 52 points (19g/33a) in 61 games with the Sioux Falls Stampede (USHL). **Other:** Named Minnesota's "Mr. Hockey" after posting 63 points (41g/22a) in 28 games with Roseville Area High School in 2000-01.



KEVIN SHATTENKIRK

DEFENSEMAN – SHOOTS RIGHT
 BORN: JANUARY 29, 1989 – GREENWICH, CONN.
 5-11, 193 LBS
 COLORADO'S FIRST SELECTION (FIRST ROUND, 14TH OVERALL) IN 2007
 ENTRY DRAFT

PLAYING RECORD

SEASON	CLUB	LEAGUE	GP	REGULAR SEASON					PLAYOFFS				
				G	A	PTS	PIM	GP	G	A	PTS	PIM	
2004-05	Brunswick Prep.	USHS	22	10	18	28	-	-	-	-	-	-	-
2005-06	U.S. Nat'l U-17	USDP	53	13	20	33	31	-	-	-	-	-	-
2006-07	U.S. Nat'l U-18	USDP	57	13	27	40	62	-	-	-	-	-	-
2007-08	Boston University	Hockey East	40	4	17	21	38	-	-	-	-	-	-
2008-09	Boston University	Hockey East	43	7	21	28	40	-	-	-	-	-	-
	United States	WJC	6	1	8	9	4	-	-	-	-	-	-

Will serve as Boston University's lone captain for the 2009-10 season, becoming the first junior to do that since Bob Smith in 1961-62...The last junior to wear a 'C' at BU was Jack O'Callahan as a co-captain of the 1977-78 NCAA champion squad. **2008-09:** Helped Boston University earn its fifth national championship by recording 28 points (7g/21a) in 43 games during his sophomore season...Ranked fourth among Hockey East defensemen in scoring...Earned a spot on the AHCA All-American East Second Team and was named a Hockey East Second Team All-Star... Assisted on Colby Cohen's overtime-winner in the NCAA title game on April 11 vs. Miami (Ohio)... Represented the United States at the 2009 IIHF World Junior Championship in Ottawa...Led all tournament defensemen in assists (8) and tied for first in points (9) as Team USA earned a fifth-place finish... Named one of USA's three best players of the tournament. **2007-08:** Named to the Hockey East All-Rookie Team as a freshman at Boston University...Finished second among BU defensemen with 21 points (4g/17a)...Was one of only three Terriers to appear in all 40 games...Tied for fourth

nationally among freshmen defensemen in scoring. **2006-07:** Captained the U.S. National Under-18 Team in 2006-07, recording 40 points (13g/27a) in 57 games...Helped Team USA win the silver medal at the 2007 IIHF World Under-18 Championship and was named the tournament's "Best Defenseman"... Finished tied for second among all defensemen in scoring with five points (1g/4a) in seven games at the event. **2005-06:** Recorded 33 points (13g/20a) in 53 games with the U.S. National Under-17 Team...Helped Team USA to a second-place finish at the 2006 World Under-17 Hockey Challenge, where he notched seven points (4g/3a) in seven games. **Other:** Was named to the 2004-05 All New England Prep First Team as a sophomore at The Brunswick School. **Personal:** Nickname is "Shatty"...Was the first defenseman selected by the Avs in the first round since Martin Skoula and Robyn Regehr in 1998... He and fellow Avalanche draft choice Colby Cohen have spent most of the past two seasons as defense partners at BU, and were also roommates during their freshman year.



BRETT SKINNER

DEFENSEMAN – SHOOTS LEFT

BORN: JUNE 28, 1983 – BRANDON, MANITOBA

6-1, 183 LBS

SIGNED BY COLORADO AS A FREE AGENT, JULY 8, 2009

PLAYING RECORD

SEASON	CLUB	LEAGUE	GP	REGULAR SEASON					PLAYOFFS				
				G	A	PTS	PIM	GP	G	A	PTS	PIM	
2001-02	Des Moines	USHL	44	9	38	47	25	3	0	1	1	0	
2002-03	Univ. of Denver	WCHA	37	4	13	17	27	-	-	-	-	-	
2003-04	Univ. of Denver	WCHA	44	7	23	30	32	-	-	-	-	-	
2004-05	Univ. of Denver	WCHA	43	4	36	40	30	-	-	-	-	-	
2005-06	Manitoba	AHL	65	4	21	25	33	13	0	4	4	19	
2006-07	Portland	AHL	41	6	12	18	24	-	-	-	-	-	
	Omaha	AHL	21	0	6	6	2	5	0	3	3	2	
	Augusta	ECHL	5	1	3	4	8	-	-	-	-	-	
2007-08	Providence	AHL	68	7	40	47	47	10	0	1	1	0	
2008-09	Bridgeport	AHL	24	1	11	12	10	-	-	-	-	-	
	NY Islanders	NHL	11	0	0	0	4	-	-	-	-	-	
	Chicago	AHL	37	3	20	23	4	-	-	-	-	-	

2008-09: Saw his first NHL action, appearing in 11 games for the New York Islanders...Recalled by the Islanders from Bridgeport (AHL) on Oct. 27 and made his NHL debut that night vs. the New York Rangers...Recorded 12 points (1g/11a) in 24 games for Bridgeport...Acquired by the Atlanta Thrashers in exchange for Junior Lessard on Jan. 13 and was assigned to the Chicago Wolves (AHL), where he totaled 23 points (3g/20a) in 37 contests. **2007-08:** Was acquired by Boston prior to the season on Sept. 24...Led all Providence defensemen in assists (40) and points (47) while appearing in 68 games...Named to the Canadian All-Star Team at the 2009 AHL All-Star Classic...Signed with NY Islanders after the season on July 3, 2008. **2006-07:** Split his second AHL campaign between the Omaha Ak-Sar-Ben Knights and the Portland Pirates, combining for 24 points (6g/18a) in 62 contests...Also saw action in five games with the Augusta Lynx (ECHL), notching four points (1g/3a). **2005-06:** Collected 25 points (4g/21a) in 65 games for the Manitoba Moose (AHL) during his first pro season...

Was acquired by Anaheim on March 9, 2006. **2004-05:** Named to the WCHA First All-Star Team and the All-American West Second Team after helping the University of Denver win its second consecutive NCAA championship as a junior...Notched 40 points (4g/36a) in 43 games...Was named to the NCAA Championship All-Tournament Team after tallying five assists in victories over Colorado College and North Dakota at the Frozen Four. **2003-04:** Helped lead the DU Pioneers to their first national title in 35 years by recording 30 points (7g/23a) in 44 games as a sophomore...Led all team defensemen in assists and points. **2002-03:** Recorded 17 points (4g/13a) in 37 games during his freshman campaign at the University of Denver. **2001-02:** Was named the USHL's Defenseman of the Year and also gained USHL First All-Star Team honors after notching 47 points (9g/38a) in 44 contests with Des Moines. **Other:** Was Vancouver's third choice (third round, 68th overall) in the 2002 Entry Draft.



RYAN STOA

CENTER – SHOOTS LEFT
BORN: APRIL 13, 1987 – BLOOMINGTON, MINN.
6-3, 200 LBS
COLORADO'S FIRST SELECTION (SECOND ROUND, 34TH OVERALL)
IN 2005 ENTRY DRAFT

PLAYING RECORD

SEASON	CLUB	LEAGUE	GP	REGULAR SEASON				PLAYOFFS				
				G	A	PTS	PIM	GP	G	A	PTS	PIM
2003-04	USA U-17	USDP	67	26	21	47	32	-	-	-	-	-
2004-05	USA U-17 & U-18	USDP	56	20	38	58	54	-	-	-	-	-
2005-06	Univ. of Minnesota	WCHA	41	10	15	25	43	-	-	-	-	-
2006-07	Univ. of Minnesota	WCHA	41	12	12	24	44	-	-	-	-	-
	United States	WJC	7	1	1	2	8	-	-	-	-	-
2007-08	Univ. of Minnesota	WCHA	2	1	1	2	2	-	-	-	-	-
2008-09	Univ. of Minnesota	WCHA	36	24	22	46	76	-	-	-	-	-

2008-09: Led the University of Minnesota with 46 points (24g/22a) in 36 games while serving as team captain during his junior season...Ranked third in the nation in goals-per-game (0.67), sixth in points-per-game (1.28) and tied for second in short-handed goals (4)...Earned spots on the AHCA All-American West First Team and the College Hockey News All-American First Team...Also named to the Inside College Hockey All-America Second Team...Captured the WCHA scoring title – the first Gopher to do so since Reggie Berg in 1998 – by tallying 36 points (19g/17a) in 27 league games...Was named to the All-WCHA First Team...Led the conference with 16 even-strength goals...Earned WCHA Player of the Month laurels for November after totaling 12 points (6g/6a) in nine outings...Named WCHA Offensive Player of the Week for Oct. 28 to Nov. 3...Earned Minnesota's John Mariucci Most Valuable Player Award, as well as the Elwin "Doc" Romnes Leadership and Sportsmanship Award and the Tom Mohr Playoff MVP Award...Signed an entry-level contract with the Avalanche on March 27. **2007-08:** Suffered a season-ending knee injury in the second game of the year on Oct. 13 vs. Michigan...Granted a medical redshirt by the NCAA. **2006-07:** Recorded

24 points (12g/12a) and was +13 in 41 games as a sophomore at Minnesota...Played for Team USA at the 2007 IIHF World Junior Championship in Sweden...Had a goal and one assist in seven games during the tournament as the Americans captured the bronze medal. **2005-06:** Was the lone freshman to appear in all 41 games for the University of Minnesota...Finished eighth among WCHA freshmen in scoring with 25 points (10g/15a)...Only Phil Kessel (51) had more points among Gophers freshmen...Posted a +18 rating for the year. **Other:** Prior to enrolling at Minnesota, Ryan spent two seasons with the U.S. National Team Development Program...Captured a gold medal with Team USA at the 2005 IIHF World Under-18 Championship in the Czech Republic...Posted three assists in six games at the tournament...Joined the NTDP for the 2003-04 season, when he ranked fourth on the U-17 team in overall scoring with 26 goals and 21 assists...Also played for Team USA's gold medal team at the 2003 U-17 Four Nations Cup...Played at Bloomington's Kennedy High School before joining USA Hockey...During the 2002-03 season, he earned All-Lake Conference Honorable Mention honors.



KELSEY TESSIER

CENTER – SHOOTS RIGHT
BORN: JANUARY 16, 1990 – MONCTON, N.B.
5-9, 168 LBS
COLORADO'S THIRD SELECTION (FOURTH ROUND, 110TH OVERALL)
IN 2008 ENTRY DRAFT

PLAYING RECORD

SEASON	CLUB	LEAGUE	GP	REGULAR SEASON				PLAYOFFS				
				G	A	PTS	PIM	GP	G	A	PTS	PIM
2006-07	Quebec	QMJHL	63	23	27	50	40	5	1	5	6	0
2007-08	Quebec	QMJHL	68	36	45	81	73	11	8	7	15	10
2008-09	Quebec	QMJHL	64	25	35	60	43	17	9	2	11	21

2008-09: Finished fourth on the Quebec Remparts (QMJHL) in scoring with 60 points (25g/35a) in 64 games...Was also fourth on the club in goals and tied for fifth in assists...Notched 10 power-play goals, two short-handed tallies and three game-winners...Suiited up for Team QMJHL at the 2008 Canada-Russia Challenge...Finished second on the Remparts with nine goals (9g/2a) in 17 postseason contests. **2007-08:** Led the Quebec Remparts with 36 goals and 81 points in 68 games...Finished 15th in the league scoring race...Also paced the club and finished among the league's top-20 in plus/minus (+19) and power-play goals (13)...Led the Remparts in playoff goals (8)

and points (15) while finishing second on the team with seven postseason assists...Participated in the 2008 CHL Top Prospects Game, recording one assist...Served as an alternate captain for Team Canada at the 2007 Under-18 Ivan Hlinka Tournament. **2006-07:** Totaled 50 points (23g/27a) in 63 games during his first season with Quebec...Played for New Brunswick at the 2007 Canada Winter Games and led the tournament with 27 points (12g/15a). **Other:** Spent the 2005-06 season with the Colorado Outlaws, a Midget AAA team that competed in the U.S. prep school ranks...Skated with Shattuck-St. Mary's Bantam Tier I squad in 2004-05, totaling 133 points (57g/76a) in 65 games.



TYLER WEIMAN

GOALTENDER – CATCHES LEFT

BORN: JUNE 5, 1984 – SASKATOON, SASK.

5-11, 180 LBS

COLORADO'S SIXTH SELECTION (FIFTH ROUND, 164TH OVERALL)

IN 2002 ENTRY DRAFT

PLAYING RECORD

SEASON	CLUB	LGE	REGULAR SEASON								PLAYOFFS						
			GP	W	L	T	MNS	GA	SO	AVG	GP	W	L	MNS	GA	SO	AVG
1998-99	Markham	MetJHL	39	-	-	-	1793	101	0	3.38	-	-	-	-	-	-	-
1999-00	Ft. Sask.	AMBHL	21	15	4	2	1239	60	0	2.91	-	-	-	-	-	-	
2000-01	Tri-City	WHL	44	10	25	4	2464	155	0	3.77	-	-	-	-	-	-	
2001-02	Tri-City	WHL	47	18	17	5	2492	149	2	3.59	5	1	4	300	14	0	2.80
2002-03	Tri-City	WHL	55	16	34	2	3129	207	1	3.97	-	-	-	-	-	-	
2003-04	Tri-City	WHL	54	23	21	7	3023	134	1	2.66	5	1	2	234	11	0	2.82
2004-05	Colorado	CHL	44	33	6	5	2630	79	8	1.80	13	8	4	744	32	1	2.58
2005-06	San Diego	ECHL	32	14	12	3	1797	84	1	2.81	4	0	4	251	15	0	3.59
	Lowell	AHL	14	6	6	1	844	36	0	2.56	-	-	-	-	-	-	
2006-07	Albany	AHL	54	27	22	3	3047	152	2	2.99	5	1	4	294	17	0	3.47
2007-08	Colorado	NHL	1	0	0	0	16	0	0.00	-	-	-	-	-	-	-	
	Lake Erie	AHL	31	9	19	1	1769	98	2	3.32	-	-	-	-	-	-	
2008-09	Lake Erie	AHL	44	21	20	2	2559	105	8	2.46	-	-	-	-	-	-	

2008-09: Led the American Hockey League with eight shutouts while appearing in 44 games for the Lake Erie Monsters... Became the first Monster to lead the AHL in any statistical category... Paced the team in wins (21), goals-against average (2.46) and save percentage (.915)... Selected to the Canadian AHL All-Star roster for the 2009 AHL All-Star Classic... Recorded the first back-to-back shutouts in Lake Erie's history, Jan. 11 vs. Philadelphia and Jan. 14 vs. Quad City. **2007-08:** Began the season with the Avalanche, appearing in one game before being reassigned to Lake Erie on Oct. 8... Made his NHL debut on Oct. 4 at Nashville, stopping all 10 shots he faced in 15:46 of action... Spent most of the year with the Monsters, compiling a 9-19-1 record in 31 games... Was recalled by the Avalanche on Jan. 31... Placed on IR, Feb. 6 (retroactive to Feb. 3) due to a foot injury... Activated on Feb. 15 and reassigned to Lake Erie... Recalled from Lake Erie on April 9 but did not see any game action during the Stanley Cup Playoffs. **2006-07:** Backstopped Albany to its first AHL playoff berth in seven years, posting a 27-22-3 record in 54 appearances for the River Rats... Finished tied for fifth in the league in wins... Made five appearances in the AHL playoffs, going 1-4. **2005-06:** Spent

the majority of the season with the San Diego Gulls (ECHL) but also saw extended time with Colorado's AHL affiliate in Lowell. **2004-05:** Helped the Colorado Eagles win the 2005 President's Cup Championship after leading the CHL in wins (33), shutouts (8), goals-against average (1.80) and save percentage (.938)... Was named the CHL's Most Outstanding Goaltender and Rookie of the Year... Posted a 33-6-5 record, winning 75% of his starts... Also led all CHL goaltenders with eight playoff victories, notching an 8-4 record in 13 postseason games with one shutout. **2003-04:** Spent his fourth and final season with Tri-City (WHL)... Became Tri-City's all-time leader in career wins (61) with a 3-1 victory over Prince Albert on Jan. 25... Eclipsed the previous mark set by Brian Boucher from 1994-97. **2002-03:** Finished second among WHL goaltenders in both games (55) and minutes (3129)... In net for 16 of Tri-City's 20 wins... Joined the Avalanche as a practice goaltender for the duration of the regular season and playoffs on March 28, 2003. **Other:** Invited to play for Canada's National Under-18 Team at the IIHF World Under-18 Championship in Slovakia in April of 2002... Selected from the Fort Saskatchewan Bantam AAA squad by Tri-City in 2000. **Personal:** Last name is pronounced *WIGH-muhn*.



RYAN WILSON

DEFENSEMAN – SHOOTS LEFT
 BORN: FEBRUARY 3, 1987 – WINDSOR, ONTARIO
 6-1, 207 LBS – ACQUIRED FROM CALGARY, ALONG WITH LAWRENCE NYCHOLAT AND A SECOND-ROUND PICK (STEFAN ELLIOTT) IN THE 2009 ENTRY DRAFT, IN EXCHANGE FOR JORDAN LEOPOLD, MARCH 4, 2009

PLAYING RECORD

SEASON	CLUB	LEAGUE	GP	REGULAR SEASON					PLAYOFFS				
				G	A	PTS	PIM	GP	G	A	PTS	PIM	
2003-04	St. Michael's	OHL	58	3	22	25	88	18	3	7	10	16	
2004-05	St. Michael's	OHL	68	13	24	37	149	10	4	5	9	12	
2005-06	St. Michael's	OHL	64	12	49	61	145	4	1	3	4	12	
2006-07	Sarnia	OHL	68	17	58	75	136	4	1	3	4	14	
2007-08	Sarnia	OHL	58	7	64	71	84	9	0	7	7	19	
2008-09	Quad City	AHL	60	4	16	20	56	-	-	-	-	-	
	Lake Erie	AHL	8	0	2	2	25	-	-	-	-	-	

2008-09: Was acquired by Colorado from Calgary at the March 4 trade deadline...Picked up two assists in eight games with the Lake Erie Monsters (AHL)...Skated in 60 games for the Quad City Flames (AHL) prior to being traded, tallying 20 points (4g/16a). **2007-08:** Played his fifth and final season in the Ontario Hockey League, serving as team captain for the Sarnia Sting...Earned OHL Third Team All-Star status after leading all league blueliners in assists (64) and points (71)... Named the OHL's Defenseman of the Month for November... Added seven assists in nine playoff outings. **2006-07:** Topped all league defensemen in scoring with 75 points and also in assists with 58...Served as Sarnia's captain and led all team

defensemen with 17 goals...Participated in the 2007 OHL All-Star Classic, notching one assist. **2005-06:** Skated in 64 games for the OHL's Toronto St. Michael's Majors, recording 61 points (12g/49a) and 145 penalty minutes. **2004-05:** Led St. Michael's defensemen in goals (13), assists (24) and points (37) while racking up 149 PIM...Scored four goals and added five assists in 10 playoff contests. **2003-04:** Contributed 25 points (3g/22a) in 58 regular season contests during his rookie season with Toronto St. Michael's...Topped all Majors blueliners in postseason scoring with 10 points (3g/7a) in 18 playoff games...Won a gold medal with Team Ontario at the 2004 World Under-17 Challenge.



BRANDON YIP

RIGHT WING – SHOOTS RIGHT
BORN: APRIL 25, 1985 – VANCOUVER, B.C.
6-1, 180 LBS
COLORADO'S SEVENTH SELECTION (EIGHTH ROUND, 239TH OVERALL)
IN 2004 ENTRY DRAFT

PLAYING RECORD

SEASON	CLUB	LEAGUE	GP	REGULAR SEASON				PLAYOFFS				
				G	A	PTS	PIM	GP	G	A	PTS	PIM
2001-02	Maple Ridge	Midjet AAA	54	45	41	86	98	-	-	-	-	-
2002-03	Ridge Meadows	PIJHL	38	25	37	62	64	-	-	-	-	-
2003-04	Coquitlam	BCHL	56	31	38	69	87	4	1	2	3	14
2004-05	Coquitlam	BCHL	43	20	42	62	92	7	6	1	7	12
2005-06	Boston University	Hockey East	39	9	22	31	59	-	-	-	-	-
2006-07	Boston University	Hockey East	18	5	6	11	29	-	-	-	-	-
2007-08	Boston University	Hockey East	37	11	12	23	28	-	-	-	-	-
2008-09	Boston University	Hockey East	45	20	23	43	118	-	-	-	-	-

2008-09: Helped Boston University capture its fifth national championship by collecting 20 goals and 43 points in 45 games during his senior campaign...Finished second on the team in goals and was fourth in scoring...Led the Terriers in penalty minutes (118) and shots (131)...Tied for the Hockey East lead with 15 even-strength goals...Notched an assist in each of BU's contests at the Frozen Four, April 9 vs. Vermont and April 11 vs. Miami (Ohio)...Finished his collegiate career with 108 points (45g/63a) in 139 games...Named to the all-tournament team at the 2009 Wells Fargo Denver Cup after registering three points (2g/1a) in a pair of victories...Earned Hockey East Co-Player of the Month honors in March after netting 10 points (7g/3a) with a +9 rating in nine games...Netted his first career hat trick and added an assist on March 6 at Providence, which pushed him over the 100-point plateau for his career...Scored the lone goal during Boston University's 1-0 win over UMass Lowell in the Hockey East Championship, giving the school its seventh league tournament title...Signed an entry-level contract with the Avalanche on July 22, 2009. **2007-08:** Recorded 11 goals and 12 assists in 37 games during his junior season at Boston University...Finished sixth on the Terriers in scoring with 23 points. **2006-07:** Missed a total of 21 games during his sophomore season at Boston University due to injury...Played in the first two games of the season before missing the next 16 games with a shoulder injury...Returned on Jan. 12...Missed

five games due to an ankle injury from Jan. 27 to Feb. 12... Scored the overtime winner in a 3-2 victory over Vermont in the third and decisive game of the Hockey East quarterfinals on March 10 in Boston...Became the first player in league history to tally more than one overtime goal in the Hockey East playoffs (also had OT winner in 2006 Hockey East title game). **2005-06:** Named Hockey East Rookie of the Year as a freshman at Boston University...Also named to the Inside College Hockey All-Rookie Team, Hockey East All-Rookie Team and was honored as Rookie of the Year by the New England Hockey Writers' Association...Led all Hockey East freshmen in scoring with 31 points, and also led all newcomers with 22 assists...Registered a team-high 59 penalty minutes...Named Hockey East Rookie of the Month for January...Tabbed as the league's Rookie of the Week for Jan. 9-15...Scored an overtime goal in the Hockey East championship game against Boston College on March 18 to lift BU to its first conference title since 1997. **2004-05:** Led Coquitlam of the BCHL in both points (62) and assists (42) in his second season with the Express...Also led the team with six goals in seven playoff games. **2003-04:** Named to the BCHL All-Rookie Team and competed in the BCHL All-Star Game. **Other:** Prior to joining Coquitlam, Brandon skated for his hometown Ridge Meadows of the Pacific International Junior Hockey League...Earned a spot on the PIJHL All-Star Team and was the MVP of the PIJHL Prospects Team.



GUS YOUNG

DEFENSEMAN – SHOOTS LEFT
BORN: JULY 10, 1991 – DEDHAM, MASS.
6-2, 190 LBS
COLORADO'S SEVENTH SELECTION (SEVENTH ROUND, 184TH OVERALL)
IN 2009 ENTRY DRAFT

PLAYING RECORD

SEASON	CLUB	LEAGUE	GP	REGULAR SEASON				PLAYOFFS				
				G	A	PTS	PIM	GP	G	A	PTS	PIM
2008-09	Nobles (Mass.) High	USHS	29	5	29	34	16	-	-	-	-	-

Is scheduled to spend the 2009-10 season at Noble and Greenough School (Mass.) and will attend Yale University in 2010-11. **2008-09:** Played in 29 games for Noble and Greenough School of the Independent School League, totaling 34 points

(5g/29a)...Selected by the Indiana Ice in the 2008 United States Hockey League Futures Draft. **Other:** Was also a letterwinner in lacrosse at Nobles.



FORWARDS (33)	POS	HT	WT	S	PLACE OF BIRTH	BORN	2008-09 CLUB	GP	G	A	PTS	PIIM
ALCEN, Johan	RW	6-01	189	L	Sandviken, Sweden	03/11/88	Brynäs Jr. (Sweden)	1	3	4	7	0
BURKI, Cody	C	6-00	190	L	Winnipeg, Manitoba	11/17/87	Brynäs (Sweden)	50	1	1	2	20
CAREY, Paul	C	6-00	175	L	Boston, Mass.	09/24/88	Johnstown (ECHL)	14	1	4	15	14
CARMAN, Mike	C	6-00	180	L	Augusta, Ga.	04/14/88	Lake Erie (AHL)	54	9	10	19	32
CONDON, Nathan	C	6-00	180	L	Wausau, Wis.	03/29/90	Boston College (H-East)	24	5	4	9	8
DUCHENE, Matt	C	5-11	200	L	Haliburton, Ontario	01/16/91	U of Minn. (WCHA)	32	8	9	17	32
DUPUIS, Philippe	C	6-00	196	R	Laval, Quebec	04/24/85	Fargo (USHL)	58	11	18	29	20
DURNO, Chris	C	6-04	205	L	Scarborough, Ontario	10/31/80	Brampton (AHL)	57	31	48	79	42
FRITSCHE, Tom	LW	5-11	183	L	Parma, Ohio	09/30/86	Lake Erie (AHL)	8	0	0	0	4
GALIARDI, T.J.	LW	6-02	190	L	Calgary, Alberta	04/22/88	Lake Erie (AHL)	76	18	27	45	131
HAYDAR, Darren	RW	5-09	170	R	Toronto, Ontario	10/22/79	COLORADO	2	0	0	0	0
HELDIK, Milan	RW	6-00	190	R	List-nađ Lehem, Czech.	02/14/76	Lake Erie (AHL)	48	10	10	20	40
HENDRICKS, Matt	C	6-00	215	L	Blaine, Minn.	06/17/81	Lake Erie (AHL)	66	10	17	27	32
HENSICK, T.J.	C	5-10	185	R	Lansing, Mich.	12/10/85	COLORADO	11	3	1	4	6
JONES, David	RW	6-02	210	R	Guelph, Ontario	08/10/84	Grand Rapids (AHL)	79	31	49	80	26
KOCI, David	LW	6-06	238	L	Prague, Czech.	05/12/81	COLORADO	82	27	32	59	16
MALONE, Brad	C/LW	6-02	207	L	Miramichi, New Brunswick	05/20/89	Lake Erie (AHL)	4	0	0	0	13
McLEOD, Cody	C	5-10	178	L	Binscarth, Manitoba	06/26/84	COLORADO	61	4	17	21	14
McNICOLL, Cedric	C	5-11	190	L	Longueuil, Quebec	08/28/88	COLORADO	40	8	5	13	8
MERCER, Justin	C	6-00	200	L	Erre, Pa.	06/25/87	TAMPA BAY	33	1	1	2	132
O'REILLY, Ryan	C	6-00	200	L	Clinton, Ontario	02/07/91	ST. LOUIS	4	0	0	0	9
OLVER, Mark	C	5-10	155	L	Burnaby, B.C.	01/01/88	North Dakota (WCHA)	41	5	12	17	75
PARSHIN, Denis	RW	5-10	165	L	Rybinsk, Russia	02/01/86	COLORADO	79	15	5	20	162
PERKINS, Matt	RW	5-09	165	L	Roseville, Minn.	10/13/82	Shawinigan (QMJHL)	65	38	66	104	22
SETHI, Marry	C	6-00	205	L	Quebec City, Quebec	12/22/85	Miami U - Ohio (CCHA)	40	14	15	29	58
STASTNY, Paul	RW	6-02	228	R	Toronto, Ontario	10/30/87	Erre (OHL)	68	16	50	65	26
STEWART, Chris	C	6-03	200	L	Bloomington, Minn.	04/13/87	Northern Michigan (CCHA)	40	16	19	35	84
STOA, Ryan	RW	5-10	185	R	Kosice, Slovakia	06/17/82	Lake Erie (AHL)	48	12	16	28	34
SVATOS, Marek	C	5-09	168	R	Moncton, N.B.	01/16/90	COLORADO	45	11	25	36	22
TESSIER, Kelsey	RW	5-10	178	L	Castor, Alberta	03/15/75	COLORADO	19	5	6	11	23
TUCKER, Darcy	RW	6-01	202	R	Belmont, Ontario	03/16/78	U of Minn. (WCHA)	63	24	22	46	76
WILLIS, Brian	LW	6-03	210	L	Zabrze, Poland	02/24/86	Quebec (QMJHL)	66	14	20	34	34
WOLSKI, Wojtek	RW	6-01	180	R	Vancouver, B.C.	04/25/85	Lake Erie (AHL)	64	25	35	60	43
YIP, Brandon	RW	6-01	210	R			Lake Erie (AHL)	12	8	6	14	8
							COLORADO	42	1	3	4	14
							Boston U (H-East)	78	14	28	42	28
								45	20	23	43	118



ORGANIZATIONAL ROSTER

	DEFENSEMEN (25)				HT	WT	S	PLACE OF BIRTH	BORN	2008-09 CLUB										2008-09 CLUB	GP	W	L	T	SO	GAA	SV%	
	BARRIE, Tyson	CHOUINARD, Joel	CLARK, Brett	COPEN, Colby						CUMISKEY, Kyle	6-03	210	L	Omeavalla, Sweden	01/28/86	24	5	0	0									0
	DEMEY-WILLAUME, Richard																											
	FAHEY, Stefan																											
	FLETCHER, Brian																											
	FOOTE, Adam																											
	GAMINE, Jamerson																											
	HANNAN, Scott																											
	HILGREN, Brett																											
	HELLGREN, Jens																											
	HILLS, John																											
	HOLDS, John Michael																											
	MACIAS, Ray																											
	MONTGOMERY, Kevin																											
	O'NEILL, Wes																											
	PELTIER, Derek																											
	PREISSING, Tom																											
	QUINCEY, Kyle																											
	SALEI, Ruslan																											
	SHATTENKIRK, Kevin																											
	SKINNER, Brett																											
	WILSON, Ryan																											
	YOUNG, Gus																											
	GOALTENDERS (9)																											
	ANDERSON, Craig																											
	BUDAJ, Peter																											
	CANN, Trevor																											
	DELMAS, Peter																											
	MAXWELL, Brandon																											
	MILLAN, Kieran																											
	PATTERSON, Kant																											
	SAUER, Billy																											
	WEIMAN, Tyler																											

2009-2010 NHL CRITICAL DATES



SEPTEMBER

- 5** Opening Day of Rookie Camp
- 12** Opening Day of NHL Training Camps
- 14** Pre-season schedule begins
- 14** Kraft Hockeyville Game - NY Islanders vs. Vancouver Canucks (Terrace, B.C.)
- 28** Victoria Cup - Chicago Blackhawks vs. HC Davos (Zurich, Switzerland)
- 28** NHL Premiere Challenge (pre-season) Florida Panthers vs. Tappara Tampere (Tampere, Finland)
- 29** Victoria Cup - Chicago Blackhawks vs. Zurich Lions (Zurich, Switzerland)
- 29** NHL Premiere Challenge (pre-season) St. Louis Blues vs. Linköping (Linköping, Sweden)
- 30** NHL Premiere Challenge (pre-season) Detroit Red Wings vs. Farjestad (Karlstad, Sweden)
- 30** NHL Premiere Challenge (pre-season) Florida Panthers vs. Jokerit (Helsinki, Finland)
- 30** Opening Day Playing Rosters set (3:00 p.m. ET)

OCTOBER

- 1** Hockey Fights Cancer Awareness Month
- 1** Opening Night - 92nd NHL Regular Season begins
- 1** San Jose @ Colorado - Joe Sakic's number #19 retired
- 2** NY Rangers at Pittsburgh (Stanley Cup Banner raised)
- 2** NHL Premiere - Chicago Blackhawks vs. Florida Panthers (Helsinki, Finland)
- 2** NHL Premiere - Detroit Red Wings vs. St. Louis Blues (Stockholm, Sweden)
- 3** NHL Premiere - Chicago Blackhawks vs. Florida Panthers (Helsinki, Finland)
- 3** NHL Premiere - Detroit Red Wings vs. St. Louis Blues (Stockholm, Sweden)
- 3** All 30 teams in action
- 24** All 30 teams in action
- TBA** Lester Patrick Award luncheon (New York, NY)

NOVEMBER

- 4-7** U20 4 Nations Cup
- 7** Hockey Hall of Fame Game (Detroit Red Wings at Toronto Maple Leafs)
- 8** Hockey Hall of Fame Legends Game (Canada vs. World)
- 9** Hockey Hall of Fame Induction Ceremony (Toronto, ON) Inductees: Brett Hull, Brian Leetch, Luc Robitaille, Steve Yzerman (Player category); Lou Lamoriello (Builder category)

DECEMBER

- 1** Signing deadline for Group 2 free agents
- 19-27** Holiday Roster Freeze in effect. For all players on an NHL active roster, injured reserve, or players with non-roster and injured non-roster status as of midnight, local time, December 19, a roster freeze shall apply through midnight local time December 27, with respect to waivers, trades and loans, subject to the exceptions provided for in CBA Article 16.10.
- 24-25** No scheduled practices - dressing rooms closed
- 26-Jan.5** IIHF World U20 Championship (Saskatoon & Regina, Canada)

JANUARY

- 1** 2010 Bridgestone NHL Winter Classic - Philadelphia at Boston (Fenway Park, Boston)
- 17** NHL on NBC (game of the week coverage begins)
- 29-31** Hockey Weekend Across America (USA Hockey)
- 30** CBC's Hockey Day in Canada (Host: Stratford, ON) Montreal at Ottawa, Vancouver at Toronto, Edmonton at Calgary

FEBRUARY

- 1** Hockey is for Everyone Month
- 14** Last NHL games before Olympic break
- 15-23** 2010 Winter Olympic Break: No scheduled practices - dressing rooms closed
- 16** Olympic Hockey tournament begins (Vancouver, Canada)
- 22** 30th Anniversary of 'Miracle on Ice' game (1980)
- 26** Olympic Bronze medal game
- 28** Olympic Gold medal game

MARCH

- 1** NHL Regular season resumes after Olympic break
- 3** Trade deadline (3:00 p.m. ET)

APRIL

- 8-10** NCAA Frozen Four (Ford Field, Detroit)
- 11** Last day of 2009-2010 regular season
- 13-23** IIHF U18 World Championship (Mogilev & Bobruisk, Belarus)
- 14** Stanley Cup Playoffs begin

MAY

- 1-9** 2010 Royal Bank Cup (Dauphin, MB)
- 7-23** IIHF World Championship (Mannheim & Gelsenkirchen, Germany)
- 14-23** 2010 Mastercard Memorial Cup (Brandon, MB)
- 24-29** NHL Combine (Toronto, ON)

JUNE

- 18** Last possible day for 2009 Stanley Cup Final
- TBA** Deadline for first club-elected salary arbitration (later of June 15 or 48 hours after the conclusion of the Stanley Cup Final, 5:00 p.m. ET)
- TBA** 2010 NHL Awards (Las Vegas, Nevada)
- TBA** NHL Entry Draft (Location: TBA)

JULY

- 1** Free Agency period begins
- 5** Deadline for player-elected salary arbitration notification (5:00 p.m. ET)
- 6** Deadline for club-elected salary arbitration notification (5:00 p.m. ET)
- 20-Aug.4** Salary arbitration hearings held

AUGUST

- 6** Deadline for salary arbitration decisions to be rendered

A blue-tinted photograph of a baseball player sitting in a dugout. The player is wearing a dark jersey with a large white letter 'E' on the front, a dark cap with a white 'B' on the front, and dark pants with a white 'Rbk' logo on the left leg. The player is holding a baseball bat across their lap. The background shows the interior of a dugout with wooden benches and equipment.

MINOR LEAGUE AFFILIATES





LAKE ERIE MONSTERS

One Center Ice
Cleveland, Ohio 44115-4001
(216) 420-2000
www.lakeeriemonsters.com

Lake Erie Staff

Dan Gilbert, Majority Owner
Len Komoroski, President, Cavaliers/Quicken Loans Arena
Kerry Bubolz, President
Randy Domain, Senior V.P. / Chief Operating Officer
David Oliver, General Manager
David Quinn, Head Coach

Dan Laperriere, Assistant Coach
Jock Callander, Dir. of Hockey and Community Relations
Glenn Burke, Head Athletic Trainer
Terry Geer, Equipment Manager
Sarah Jamieson, Communications Manager



DAVID OLIVER



DAVID QUINN



DAN LAPERRIERE



GLENN BURKE



TERRY GEER

The Lake Erie Monsters are entering their third season as the American Hockey League affiliate of the Colorado Avalanche.

The Monsters finished sixth in the AHL's North Division with a 34-38-3-5 record (76 points) in 2008-09, posting eight more wins and 11 more points than they did in their inaugural season. With just under 6,000 fans per game (5,934), Lake Erie ranked ninth in the league in attendance, up from 11th in 2007-08. The Monsters finished the 2008-09 campaign by playing in front of a franchise-record 17,627 fans at Quicken Loans Arena on April 11 against Manitoba. That attendance was the largest crowd of the season in the 29-team league, the second straight year the Monsters have held that honor.

The history of hockey in Cleveland dates back to the Cleveland Barons of the American Hockey League, which played in the city from 1936-1972. The club was one of the most successful teams in AHL history, winning 10 division titles and nine Calder Cups during that span, both unsurpassed AHL records. After two years in the National Hockey League (1976-78) and another 14 seasons with both the International Hockey League and the AHL from 1992-2006, the American Hockey League returned to Cleveland for the 2007-08 season.

Colorado and Lake Erie signed a long-term affiliation agreement on Dec. 17, 2006. Less than a year later, on Oct. 6, 2007, the Monsters dropped the puck on their inaugural season, as 15,132 fans packed Quicken Loans Arena to watch their local team hit the ice for the very first time. The Monsters went on to enjoy great fan support during their first season in Cleveland, as Lake Erie had four of the top seven highest attended dates in the AHL.

The Monsters franchise had previously been operated as the Utah Grizzlies before their AHL franchise rights were purchased by a group led by Dan Gilbert, owner of the NBA's Cleveland Cavaliers, in May of 2006. Gilbert is also Chairman and Founder of the nation's largest online home mortgage lender, Quicken Loans, Inc.

The Monsters play their home games at Quicken Loans Arena in downtown Cleveland and practice in their dedicated training facility at Iceland USA in Strongsville, Ohio. Quicken Loans Arena is also home to the Cleveland Cavaliers.

The Avalanche organization has a history with the American Hockey League dating back to 1995-96, when the Cornwall Aces served as the club's primary affiliate. After that first season, Colorado would have affiliation agreements with AHL clubs in Hershey, Pa. (1996-2005), Lowell, Mass. (2005-06) and Albany, N.Y. (2006-07).



LAKE ERIE MONSTERS SCHEDULE

DAY	DATE	GAME
Sun	10/3	@ Rochester
Fri	10/9	@ Rockford
Sat	10/10	vs. Rockford
Tue	10/13	vs. San Antonio
Fri	10/16	vs. Manitoba
Sat	10/17	vs. Manitoba
Tue	10/20	@ Texas
Wed	10/21	@ Houston
Fri	10/23	@ Texas
Fri	10/30	vs. Peoria
Sat	10/31	vs. Peoria
Sun	11/1	vs. Abbotsford
Fri	11/6	vs. Toronto
Sun	11/8	vs. Grand Rapids
Wed	11/11	@ Grand Rapids
Fri	11/13	vs. Houston
Sat	11/14	vs. Houston
Fri	11/20	vs. Toronto
Sun	11/22	@ Toronto
Wed	11/25	@ Toronto
Fri	11/27	vs. Hamilton
Sat	11/28	vs. Hamilton
Tue	12/1	vs. Grand Rapids
Fri	12/4	@ Chicago
Sat	12/5	@ Rockford
Fri	12/11	@ Grand Rapids
Sat	12/12	vs. Chicago

DAY	DATE	GAME
Sun	12/13	vs. Chicago
Fri	12/18	@ Manitoba
Sat	12/19	@ Manitoba
Tue	12/22	vs. Rochester
Sat	12/26	vs. Toronto
Sun	12/27	@ Toronto
Tue	12/29	vs. Peoria
Thurs	12/31	vs. Rochester
Sat	1/2	@ Hamilton
Sun	1/3	@ Grand Rapids
Tue	1/5	vs. Milwaukee
Fri	1/8	@ Hamilton
Sat	1/9	@ Rochester
Mon	1/11	@ Hamilton
Wed	1/13	@ Hamilton
Fri	1/15	@ Abbotsford
Sat	1/16	@ Abbotsford
Fri	1/22	vs. Texas
Sat	1/23	vs. Texas
Fri	1/29	vs. Toronto
Sat	1/30	vs. San Antonio
Sun	1/31	@ Toronto
Wed	2/3	vs. Rochester
Fri	2/5	vs. Rockford
Sat	2/6	vs. Rockford
Wed	2/10	vs. Milwaukee
Fri	2/12	vs. Hamilton

DAY	DATE	GAME
Sat	2/13	@ Rochester
Fri	2/19	@ Syracuse
Sat	2/20	@ Hershey
Wed	2/24	vs. Hershey
Fri	2/26	vs. Syracuse
Sat	2/27	vs. Grand Rapids
Sun	2/28	vs. Grand Rapids
Wed	3/3	@ Rockford
Fri	3/5	@ Milwaukee
Sat	3/6	@ Peoria
Sun	3/7	@ Chicago
Wed	3/10	@ Milwaukee
Fri	3/12	@ Abbotsford
Sat	3/13	@ Abbotsford
Fri	3/19	vs. Hamilton
Sat	3/20	vs. Abbotsford
Wed	3/24	vs. Rochester
Fri	3/26	@ Houston
Sat	3/27	@ San Antonio
Sun	3/28	@ San Antonio
Thurs	4/1	@ Peoria
Fri	4/2	@ Rockford
Sat	4/3	@ Peoria
Wed	4/7	vs. Abbotsford
Fri	4/9	@ Grand Rapids
Sat	4/10	vs. Abbotsford





2008-09 SEASON RECAP

Milan Hejduk led the Avalanche with 27 goals in 2008-09, which included his 300th NHL goal on Jan. 18 against Calgary



NATIONAL HOCKEY LEAGUE

EASTERN CONFERENCE

ATLANTIC

	GP	W	L	OT	GF	GA	PTS
NEW JERSEY (3)	82	51	27	4	244	209	106
PITTSBURGH (4)	82	45	28	9	264	239	99
PHILADELPHIA (5)	82	44	27	11	264	238	99
NY RANGERS (7)	82	43	30	9	210	218	95
NY ISLANDERS (15)	82	26	47	9	201	279	61

NORTHEAST

	GP	W	L	OT	GF	GA	PTS
BOSTON (1)	82	53	19	10	274	196	116
MONTREAL (8)	82	41	30	11	249	247	93
BUFFALO (10)	82	41	32	9	250	234	91
OTTAWA (11)	82	36	35	11	217	237	83
TORONTO (12)	82	34	35	13	250	293	81

SOUTHEAST

	GP	W	L	OT	GF	GA	PTS
WASHINGTON (2)	82	50	24	8	272	245	108
CAROLINA (6)	82	45	30	7	239	226	97
FLORIDA (9)	82	41	30	11	234	231	93
ATLANTA (13)	82	35	41	6	257	280	76
TAMPA BAY (14)	82	24	40	18	210	279	66

WESTERN CONFERENCE

CENTRAL

	GP	W	L	OT	GF	GA	PTS
DETROIT (2)	82	51	21	10	295	244	112
CHICAGO (4)	82	46	24	12	264	216	104
ST. LOUIS (6)	82	41	31	10	233	233	92
COLUMBUS (7)	82	41	31	10	226	230	92
NASHVILLE (10)	82	40	34	8	213	233	88

NORTHWEST

	GP	W	L	OT	GF	GA	PTS
VANCOUVER (3)	82	45	27	10	246	220	100
CALGARY (5)	82	46	30	6	254	248	98
MINNESOTA (9)	82	40	33	9	219	200	89
EDMONTON (11)	82	38	35	9	234	248	85
COLORADO (15)	82	32	45	5	199	257	69

PACIFIC

	GP	W	L	OT	GF	GA	PTS
SAN JOSE (1)	82	53	18	11	257	204	117
ANAHEIM (8)	82	42	33	7	245	238	91
DALLAS (12)	82	36	35	11	230	257	83
PHOENIX (13)	82	36	39	7	208	252	79
LOS ANGELES (14)	82	34	37	11	207	234	79

**SEASON RECAP**

The Avalanche finished the 2008-09 campaign with a 32-45-5 record for a total of 69 points... It marked the club's fewest wins and points since moving to Denver in 1995-96... The Avs finished fifth in the Northwest Division, 15th in the Western Conference and 28th in the NHL... Colorado was 18-21-2 at home and 14-24-3 on the road... The Avalanche ranked last in the NHL in goals scored with 190 (2.32 per game), while finishing 26th in goals allowed at 253 (3.08 per game, 3.04 GAA).

WELCOME TO THE SHOW

Colorado had 11 different players make their NHL debut in 2008-09, the most in a single season in Avalanche history... That number tied Tampa Bay for the second-highest total in the league behind only the New York Islanders (12)... The previous high for an Avalanche club was eight players in 1998-99... The franchise record, however, is 21 set during the Quebec Nordiques' first season in the NHL in 1979-80... The 11 players to make their debut were Philippe Dupuis, Chris Durno, T.J. Galiardi, Matt Hendricks, Per Ledin, Ray Macias, Aaron MacKenzie, Wes O'Neill, Derek Peltier, Chris Stewart and Mike Vernace.

THE MORE THE MERRIER

A total of 37 players suited up for the Avalanche in 2008-09 (35 skaters, 2 goaltenders)... Only two other seasons has Colorado used more players: 1998-99 and 2003-04 (both 39)... Colorado's top minor league affiliate, the Lake Erie Monsters, used a whopping 54 different players throughout the year.

EXTRA EFFORT

Colorado was 3-1 in overtime and 9-4 in shootouts, giving them a combined record of 12-5 in games tied at the end of regulation (.706)... Only the New Jersey Devils (15-4, .789) posted a higher winning percentage in games that went beyond regulation.

SHOOTOUT SUCCESS

The Avalanche finished 9-4 in shootouts, trailing only the New York Rangers (10-6) for the most shootout wins in 2008-09... Colorado did lose each of its last three shootouts after starting the year 9-1... As a team, the Avs scored on 51.2% of their attempts (22-of-43), the best percentage in the NHL... Colorado now owns a 24-17 all-time record in shootouts, including a 13-4 mark in its last 17 tiebreakers and 21-11 in its last 32... The Avalanche had a streak of eight consecutive shootout wins from Feb. 22, 2008 to Dec. 5, 2008, tied for the third-longest streak in shootout history.

CLOSE CALLS

Colorado played 42 one-goal games, matching the 2006-07 club for the highest total in Avalanche history... The Avs ranked fifth among NHL teams in one-goal games, just two behind co-leaders Anaheim and San Jose... Colorado was 22-15-5 in those 42 contests, finishing tied for seventh in one-goal wins but second in one-goal losses.

THE INJURY BUG

Colorado lost 366 man-games due to injury, the second highest total in Avalanche history (417 in 2003-04)... The Avalanche ranked fifth in the NHL in man games lost, trailing only the New York Islanders (582), St. Louis Blues (465), Dallas Stars (379) and Washington Capitals (377).

HEJDUK LEADS THE WAY

Milan Hejduk led the Avalanche with 27 goals, the second straight year and fifth time in his career that he's paced the club in goals... The only other players to lead the Avalanche/Nordiques in goals more often were Joe Sakic (10 times) and Michel Goulet (six occasions)... Hejduk, the only Colorado player to appear in all 82 games, tied Ryan Smyth for the overall club scoring lead with 59 points... The Czech Republic native shared the team high with 10 power-play goals and finished second in both assists (32) and shots-on-goal (211)... Hejduk was selected to his third NHL All-Star Game and collected three points (1g/2a) as Colorado's lone representative at the 2009 All-Star Game on Jan. 25 in Montreal.

WOLSKI TIES SHOOTOUT RECORD

Wojtek Wolski tied an NHL record with 10 shootout goals (10-for-12), equaling the mark set by Dallas' Jussi Jokinen in 2005-06... Wolski ranked first among all skaters in both shootout goals and percentage (83.3%)... He is now 17-for-26 in his career (65.4%), the highest percentage all time.

**MOST SHOOTOUT GOALS
SINGLE SEASON, NHL HISTORY**

G	Player	Team	Season
10	Wojtek Wolski	Colorado	2008-09
10	Jussi Jokinen	Dallas	2005-06
8	Viktor Kozlov	New Jersey	2005-06
8	Erik Christensen	Pittsburgh	2006-07
8	Mikko Koivu	Minnesota	2006-07
8	Ales Kotalik	Buf / Edm	2008-09

HIGHEST SHOOTOUT PERCENTAGE, ALL-TIME

minimum 20 attempts

Player	G	Att	Pct.
1. Wojtek Wolski	17	26	65.4
2. Joe Pavelski	14	24	58.3
3. Vyacheslav Kozlov	23	40	57.5
4. Erik Christensen	17	31	54.8
5. Jussi Jokinen	22	41	53.7

POWER PLAY

Colorado's power-play unit tied Nashville for 25th in the league at 15.7% (50-for-318)... That marked an improvement over last year's team, which finished 28th at 14.6%... The Avs were 21-16-1 when scoring a power-play goal and 11-29-4 when failing to do so... Colorado was 7-3-0 when scoring two or more... The Avalanche converted 17.9% at home (29-for-162) and 13.5% on the road (21-for-156)... The Avs finished the year by going just 3-for-35 with the man advantage over the last 12 games.

PENALTY KILL

The Avalanche finished 21st in penalty killing at 79.9% (254/318), just barely behind New Jersey for 20th... That ranking matched last year's club, which also finished 21st at 81.4%... The Avs' PK unit excelled down the stretch, allowing just one power-play goal in six games and 22 chances during the month of April (NHL-best 95.5%)... The Avs had a season-high streak of 19 consecutive penalty kills from March 29 to April 9... Colorado was 12-16-4 when shutting out the opposition's power play and 20-29-1 when allowing at least one goal... The Avalanche killed off 78.6% on home ice (121/154) and 81.1% on the road (133/164).



BLOCK PARTY

The Avalanche blocked 1,317 shots, second most in the NHL behind only the New York Islanders (1391)...The Avs led all clubs with 663 blocked shots on the road... Individually, Brett Clark finished second among all players with 238 blocked shots, setting a new Avalanche record... He topped his own mark of 210 set in 2006-07

BLOCKED SHOTS TEAM

NY Islanders	1391
Colorado	1317
Montreal	1316
Pittsburgh	1280
Toronto	1252

BLOCKED SHOTS INDIVIDUALS

Zbynek Michalek (Phx)	271
Brett Clark (Col)	238
Greg Zanon (Nsh)	237
Mike Komisarek (Mtl)	207
Roman Hamrlik (Mtl)	195

PROTECTING A LEAD

Colorado was 20-0-2 when leading after two periods, one of only three clubs without a regulation loss when leading after 40 minutes (also Toronto and Vancouver)... The Avs were a perfect 19-0-0 when leading after two periods prior to suffering a 3-2 shootout loss on March 17 at Minnesota... That ended a run of 27 straight wins when leading after two periods, the longest active streak in the league... Prior to March 17th, the Avalanche's last loss when leading after two periods was Feb. 20, 2008 at Anaheim (also in a shootout)... The Avs still haven't suffered a regulation defeat in that scenario since Dec. 29, 2007 vs. Los Angeles.

BACK-TO-BACK

The Avalanche played just eight back-to-back games in 2008-09, the fewest of any team in the NHL... Colorado was 2-5-1 in the first game of a back-to-back set and 1-6-1 in the second.

HATS STAY ON

The Avalanche did not have a player score a hat trick in 2008-09, marking the first time in franchise history that the club has gone an entire campaign without a player scoring three or more goals in a single game... Colorado was one of five NHL teams without a hat trick in 2008-09, joining Detroit, Minnesota, San Jose and Vancouver... The last Avalanche player to score a hat trick was Milan Hejduk on Dec. 9, 2007 vs. St. Louis (drought of 135 games, 145 including the playoffs).

PAIR OF 300's

Ryan Smyth and Milan Hejduk each tallied their 300th NHL goal on Jan. 18 against Calgary, becoming only the second set of teammates in NHL history to both score their 300th career goal in the same game... Detroit's Danny Gare and Ivan Boldirev previously accomplished the feat on Feb. 26, 1983 against the New York Islanders at Joe Louis Arena... Smyth reached the milestone with a short-handed goal at 13:00 of the second period, and Hejduk joined him 4:44 later with a power-play tally... Gare and Boldirev also scored their 300th in the second period and also right after each other... Gare scored 48 seconds into the second period and Boldirev 1:39 into the second.

EMPTY FEELING

The Avs were the only NHL team without an empty-net goal in 2008-09... The last club to go an entire season without an empty netter was the 2005-06 Pittsburgh Penguins... Colorado's last empty-net goal was March 8, 2008 vs. Dallas, a drought of 95 games (105 including the playoffs).

LAKE ERIE ENJOYS SUCCESS IN YEAR TWO

The Lake Erie Monsters finished sixth in the AHL's North Division with a 34-38-3-5 record (76 points), posting eight more wins and 11 more points than they did in their inaugural season of 2007-08... With just under 6,000 fans per game (5,934), Lake Erie ranked ninth in the league in attendance, up from 11th in 2007-08... The Monsters finished the 2008-09 campaign by playing in front of a franchise-record 17,627 fans at Quicken Loans Arena on April 11 against Manitoba... That attendance was the largest crowd of the season in the 29-team league, the second straight year the Monsters have held that honor... The Monsters were in the playoff race until the last two weeks of the season, thanks to a 9-2-0 run from Feb. 16 to March 8... Philippe Dupuis led the club in scoring with 46 points (17g/29a), one ahead of Chris Durno, who paced the Monsters with 18 goals... Goaltender Tyler Weiman led the AHL with eight shutouts, posting a 21-20-2 record with a 2.46 GAA in 44 appearances... Fellow netminder Jason Bacashihua appeared in 39 contests for Lake Erie and won a franchise-record eight straight games in February/March... Weiman and defenseman Kyle Cumiskey participated in the 2009 AHL All-Star Classic, with Cumiskey tallying a goal, assist and a +6 rating for the Canadian All-Stars on Jan. 26 in Worcester, Mass.

PROSPECT HIGHLIGHTS

A look at how some of the Avalanche's prospects did in 2008-09...

- **Trevor Cann:** Finished second in the OHL in shutouts (6), third in wins (35-10-1) and save percentage (.919) and was fourth in goals-against average (2.62)... Backstopped the London Knights to the third round of the OHL playoffs.
- **Colby Cohen:** Scored the game-winning goal in overtime to give Boston University its fifth national championship with a 4-3 victory over Miami (Ohio) on April 11 in Washington, D.C.... Cohen finished second among Hockey East defenders in scoring with 32 points (8g/24a).
- **Cameron Gaunce:** Named to the Ontario Hockey League's Second All-Star Team and finished third in voting for the Max Kaminsky Trophy as the league's most outstanding defenseman... Ranked fifth among OHL defensemen with 64 points (17g/47a) in 67 games.
- **Cedric McNicoll:** QMJHL First All-Star Team and won the Frank J. Selke Trophy for sportsmanship... Finished third in league scoring with 104 points (38g/66a) in 65 games and was fifth in playoff scoring with 33 points (16g/17a) in 21 postseason contests.
- **Kevin Shattenkirk:** Named Second Team (East) All-America by the American Hockey Coaches Association after helping Boston University capture the 2009 NCAA championship... Was fourth in scoring among Hockey East defensemen with 28 points (7g/21a)... Assisted on Colby Cohen's overtime goal in the national title game... Represented the United States at the 2009 IIHF World Junior Championship in Ottawa, where he tied for first among all tournament defensemen with nine points (1g/8a) in six games.
- **Ryan Stoa:** WCHA scoring champion with 36 points (19g/17a) in 27 league games... Garnered All-American honors from the American Hockey Coaches Association (first team West), College Hockey News (first team) and Inside College Hockey (second team).
- **Brandon Yip:** Finished his four-year career at Boston University by helping the Terriers win the national championship... Ranked second on team with 20 goals.



2008-09 TEAM GAME BY GAME

#	Date	Team	Result	Record	GF-GA	Scorers	GW				W-L	
							Goal	PP	PK	SF-SA	Gltdr	Attend.
60	02/22/2009	@ Carolina	L	28-31-01	2-5	8,16	25	0-3	8-8	19-39	30 - 1	18680
61	02/24/2009	@ Atlanta	L	28-32-01	3-4	23p,23,42	47	1-6	5-5	33-26	32 - 31	12101
62	02/26/2009	@ New Jersey	L	28-33-01	0-4	-	15	0-3	3-4	24-32	30 - 1	16107
63	02/28/2009	@ NY Rangers	L	28-34-01	1-6	94	13	0-2	4-5	24-30	30 - 31	18200
64	03/02/2009	@ NY Islanders	L	28-35-01	2-4	94p,94	8	1-3	2-2	22-31	34 - 1	11298
65	03/04/2009	Detroit	L	28-36-01	2-3	4,23	33	0-1	2-2	27-30	29 - 1	18007+
66	03/08/2009	@ Chicago	W	29-36-01	5-1	28,42,23,40,94	42	0-5	5-6	29-25	31 - 31	22121
67	03/10/2009	Atlanta	L	29-37-01	0-3	-	4	0-2	3-4	35-36	32 - 31	13608
68	03/12/2009	Minnesota	W**	30-37-01	2-1	4p,8x	8	1-4	4-5	41-17	31 - 32	14213
69	03/14/2009	@ Edmonton	W*	31-37-01	3-2	16p,26p,4	4	2-4	2-2	30-20	31 - 35	16839
70	03/15/2009	@ Vancouver	L	31-38-01	2-4	94p,16	9	1-7	2-4	20-23	1 - 1	18630
71	03/17/2009	@ Minnesota	O**	31-38-02	2-3	55,94	3	0-1	3-3	26-29	32 - 31	18568
72	03/19/2009	Edmonton	L	31-39-02	1-8	55	10	0-3	4-6	27-24	35 - 31	13612
73	03/22/2009	@ San Jose	L	31-40-02	1-3	22	9	0-2	1-2	32-28	20 - 1	17496
74	03/25/2009	Anaheim	L	31-41-02	2-7	23p,55	10	1-4	4-6	36-29	1 - 31	16279
75	03/27/2009	Vancouver	L	31-42-02	1-4	43	22	0-4	4-5	23-34	30 - 1	16177
76	03/29/2009	@ Anaheim	L	31-43-02	1-4	4p	9	1-2	3-4	27-31	1 - 31	17182
77	04/01/2009	Phoenix	L	31-44-02	0-3	-	89	0-4	7-7	23-35	35 - 1	13437
78	04/05/2009	@ Vancouver	W	32-44-02	4-1	43,28,23,43	28	0-2	4-4	26-21	31 - 1	18630
79	04/07/2009	@ San Jose	O**	32-44-03	0-1	-	8	0-3	5-5	20-30	20 - 31	17496
80	04/09/2009	Dallas	O**	32-44-04	2-3	42p,4	63	1-5	1-2	27-39	33 - 31	13822
81	04/11/2009	Vancouver	O*	32-44-05	0-1	-	33	0-2	2-2	22-33	1 - 31	13397
82	04/12/2009	St. Louis	L	32-45-05	0-1	-	22	0-3	2-2	28-17	50 - 1	13661

* - overtime decision
 ** - shootout decision



Wojtek Wolski tied an NHL record with 10 shootout goals in 2008-09



SCORING SUMMARY

POS	#	PLAYER	GP	G	A	Pts	+/-	PIM	PP	SH	GW	S	%	TOI/g	FO%
R	23	MILAN HEJDUK	82	27	32	59	-19	16	10	1	2	211	12.8	19:55	45.0
L	94	RYAN SMYTH	77	26	33	59	-15	62	10	1	3	257	10.1	20:17	51.1
L	8	WOJTEK WOLSKI	78	14	28	42	-13	28	2	1	3	169	8.3	18:23	48.2
D	4	JOHN-MICHAEL LILES	75	12	27	39	-19	31	6	0	1	146	8.2	21:32	0.0
C	26	PAUL STASTNY	45	11	25	36	-9	22	7	0	2	118	9.3	21:14	51.8
R	40	MAREK SVATOS	69	14	20	34	-6	34	6	0	1	140	10.0	13:06	0.0
C	39	TYLER ARNASON	71	5	17	22	-16	14	2	0	1	108	4.6	13:18	46.0
D	24	RUSLAN SALEI	70	4	17	21	-4	72	1	0	0	93	4.3	21:06	0.0
C	37	T.J. HENSICK	61	4	17	21	-7	14	1	0	0	116	3.4	12:54	47.2
L	55	CODY McLEOD	79	15	5	20	-11	162	0	0	3	118	12.7	11:34	40.0
D	44	JORDAN LEOPOLD (COL)	64	6	14	20	-10	18	1	0	1	82	7.3	18:09	0.0
R	42	CHRIS STEWART	53	11	8	19	-18	54	1	1	1	98	11.2	12:19	33.3
R	14	IAN LAPERRIERE	74	7	12	19	0	163	0	0	0	61	11.5	13:50	44.0
R	16	DARCY TUCKER	63	8	8	16	-13	67	2	0	1	94	8.5	14:06	42.9
R	54	DAVID JONES	40	8	5	13	-8	8	1	0	1	47	17.0	12:43	50.0
R	28	BEN GUTE	50	5	7	12	2	30	0	0	1	63	7.9	12:43	51.5
D	5	BRETT CLARK	76	2	10	12	-16	32	0	0	1	97	2.1	22:19	0.0
C	19	JOE SAKIC	15	2	10	12	-6	6	0	0	0	46	4.3	18:06	54.2
C	11	CODY McCORMICK	55	1	11	12	-5	92	0	0	0	66	1.5	9:36	35.5
D	22	SCOTT HANNAN	81	1	9	10	-21	26	0	0	0	70	1.4	22:22	0.0
D	52	ADAM FOOTE	42	1	6	7	-12	30	0	0	1	19	5.3	19:40	0.0
L	43	T.J. GALIARDI	11	3	1	4	-4	6	0	0	0	14	21.4	16:20	42.1
D	29	DANIEL TJARNOVIST	37	2	2	4	1	8	0	0	0	19	10.5	14:39	0.0
R	18	BRIAN WILLISIE	42	1	3	4	-6	14	0	0	0	59	1.7	11:47	33.7
D	47	RAY MACIAS	6	0	1	1	0	0	0	0	0	4	0.0	17:59	0.0
D	41	MIKE VERNACE	12	0	0	0	-5	8	0	0	0	9	0.0	19:39	0.0
D	50	DEREK PELTIER	11	0	0	0	-4	2	0	0	0	7	0.0	13:15	0.0
C	59	PHILIPPE DUPUIS	8	0	0	0	-1	4	0	0	0	11	0.0	9:33	52.0
D	48	KYLE CUMISKEY	6	0	0	0	-2	0	0	0	0	2	0.0	8:32	0.0
D	34	AARON MacKENZIE	5	0	0	0	1	0	0	0	0	3	0.0	14:38	0.0
D	3	LAWRENCE NYCHOLAT (COL)	5	0	0	0	-2	0	0	0	0	1	0.0	10:32	0.0
		(NHL)	19	0	1	1	1	6	0	0	0	9	0.0	9:54	0.0
C	53	MATT HENDRICKS	4	0	0	0	1	13	0	0	0	5	0.0	8:30	0.0
D	62	WES O'NEILL	3	0	0	0	-2	4	0	0	0	1	0.0	10:51	0.0
L	97	PER LEDIN	3	0	0	0	-1	2	0	0	0	2	0.0	9:56	0.0
L	45	CHRIS DURNO	2	0	0	0	0	0	0	0	0	3	0.0	6:01	0.0

#	GOALTENDER	GP	MIN	AVG	W	L	OT	EN	SO	GA	Svs	SV%	G	A	PIM
31	PETER BUDAJ	56	3232	2.86	20	29	5	5	2	154	1377	.899	0	1	0
1	ANDREW RAYCROFT	31	1722	3.14	12	16	0	4	0	90	746	.892	0	0	2

HOME / ROAD BREAKDOWN



NAME	HOME					ROAD					OVERALL				
	GP	G	A	PTS	+/-	GP	G	A	PTS	+/-	GP	G	A	PTS	+/-
TYLER ARNASON	35	3	10	13	0	36	2	7	9	-16	71	5	17	22	-16
BRETT CLARK	37	2	5	7	3	39	0	5	5	-19	76	2	10	12	-16
KYLE CUMISKEY	5	0	0	0	-1	1	0	0	0	-1	6	0	0	0	-2
PHILIPPE DUPUIS	3	0	0	0	1	5	0	0	0	-2	8	0	0	0	-1
CHRIS DURNO	2	0	0	0	0	0	0	0	0	0	2	0	0	0	0
ADAM FOOTE	19	0	2	2	-8	23	1	4	5	-4	42	1	6	7	-12
T.J. GALIARDI	7	1	1	2	-5	4	2	0	2	1	11	3	1	4	-4
BEN GUYTE	27	0	5	5	-4	23	5	2	7	6	50	5	7	12	2
SCOTT HANNAN	40	0	4	4	-9	41	1	5	6	-12	81	1	9	10	-21
MILAN HEJDUK	41	14	14	28	-12	41	13	18	31	-7	82	27	32	59	-19
MATT HENDRICKS	4	0	0	0	1	0	0	0	0	0	4	0	0	0	1
T.J. HENSICK	33	2	11	13	-2	28	2	6	8	-5	61	4	17	21	-7
DAVID JONES	20	5	5	10	-2	20	3	0	3	-6	40	8	5	13	-8
IAN LAPERRIERE	36	5	7	12	-2	38	2	5	7	2	74	7	12	19	0
PER LEDIN	3	0	0	0	-1	0	0	0	0	0	3	0	0	0	-1
JORDAN LEOPOLD	31	5	8	13	1	33	1	6	7	-11	64	6	14	20	-10
JOHN-MICHAEL LILES	39	9	16	25	-9	36	3	11	14	-10	75	12	27	39	-19
RAY MACIAS	4	0	1	1	0	2	0	0	0	0	6	0	1	1	0
AARON MacKENZIE	3	0	0	0	0	2	0	0	0	1	5	0	0	0	1
CODY McCORMICK	24	1	5	6	-2	31	0	6	6	-3	55	1	11	12	-5
CODY McLEOD	39	12	4	16	3	40	3	1	4	-14	79	15	5	20	-11
LAWRENCE NYCHOLAT	1	0	0	0	-1	4	0	0	0	-1	5	0	0	0	-2
WES O'NEILL	2	0	0	0	-2	1	0	0	0	0	3	0	0	0	-2
DEREK PELTIER	7	0	0	0	-6	4	0	0	0	2	11	0	0	0	-4
JOE SAKIC	8	1	7	8	-2	7	1	3	4	-4	15	2	10	12	-6
RUSLAN SALEI	34	3	9	12	3	36	1	8	9	-7	70	4	17	21	-4
RYAN SMYTH	38	9	19	28	-4	39	17	14	31	-11	77	26	33	59	-15
PAUL STASTNY	18	4	11	15	-2	27	7	14	21	-7	45	11	25	36	-9
CHRIS STEWART	27	7	4	11	-5	26	4	4	8	-13	53	11	8	19	-18
MAREK SVATOS	34	7	14	21	1	35	7	6	13	-7	69	14	20	34	-6
DANIEL TJARNQVIST	18	2	1	3	5	19	0	1	1	-4	37	2	2	4	1
DARCY TUCKER	32	3	6	9	-4	31	5	2	7	-9	63	8	8	16	-13
MIKE VERNACE	7	0	0	0	-7	5	0	0	0	2	12	0	0	0	-5
BRIAN WILLISIE	20	1	1	2	0	22	0	2	2	-6	42	1	3	4	-6
WOJTEK WOLSKI	39	7	14	21	-10	39	7	14	21	-3	78	14	28	42	-13

HOME	GP	W	L	OT	MINS	GA	GAA	SA	SV%	ENG	SHO
PETER BUDAJ	28	12	12	2	1600	73	2.74	785	.907	2	1
ANDREW RAYCROFT	16	6	9	0	873	47	3.23	405	.884	2	0
ROAD	GP	W	L	OT	MINS	GA	GAA	SA	SV%	ENG	SHO
PETER BUDAJ	28	8	17	3	1632	81	2.98	746	.891	3	1
ANDREW RAYCROFT	15	6	7	0	850	43	3.04	431	.900	2	0
OVERALL	GP	W	L	OT	MINS	GA	GAA	SA	SV%	ENG	SHO
PETER BUDAJ	56	20	29	5	3232	154	2.86	1531	.899	5	2
ANDREW RAYCROFT	31	12	16	0	1722	90	3.14	836	.892	4	0



SEASON BREAKDOWN

TEAM RECORDS

Overall record	32-45-5	Tied after 2 periods	7-11-2
Home record	18-21-2	Overtime Record - This Season	12-5
Road record	14-24-3	Overtime Record - Franchise	93-83-204
Last 5 Games	1-1-3	Outshooting opponent	13-19-1
Last 10 Games	1-6-3	Outshot by opponent	19-24-4
1-goal games	22-20	Even shots	0-2-0
2-goal games	2-9	vs. Northeast	2-3-0
3-goal games	8-21	vs. Atlantic	2-4-0
Scoring first	18-11-2	vs. Southeast	3-4-0
Opponent scoring first	14-34-3	vs. EASTERN CONFERENCE	7-11-0
Leading after 1 period	15-8-0	vs. Central	9-11-0
Trailing after 1 period	3-24-0	vs. Pacific	6-11-3
Tied after 1 period	14-13-5	vs. Northwest	10-12-2
Leading after 2 periods	20-0-2	vs. WESTERN CONFERENCE	25-34-5
Trailing after 2 periods	5-34-1		

MONTH BY MONTH RECORDS

	W	L	OT	PTS
October	5	5	0	10
November	6	7	0	12
December	8	5	1	17
January	4	9	0	8
February	5	8	0	10
March	3	9	1	7
April	1	2	3	5
Totals	32	45	5	69

GOALS BY PERIOD

	1	2	3	OT	T	Avg
Avalanche	65	67	55	3	190	(2.3 avg.)
Opponents	70	93	89	1	253	(3.1 avg.)

SHOTS BY PERIOD

	1	2	3	OT	T	Avg
Avalanche	766	782	787	24	2359	(28.8 avg.)
Opponents	773	844	728	31	2376	(29.0 avg.)

POWER PLAY

	G	Att	Pct
Overall	50	318	15.7 (T-25th NHL)
Home	29	162	17.9 (18th NHL)
Road	21	156	13.5 (29th NHL)

8 SHORT HANDED GOALS ALLOWED (T-14th NHL)

PENALTY KILL

	GA	Att	Pct
Overall	64	318	79.9 (21st NHL)
Home	33	154	78.6 (25th NHL)
Road	31	164	81.1 (14th NHL)

4 SHORT HANDED GOALS SCORED (26th NHL)

PENALTIES

GP	PIM	Avg
82	1062	13 (10th NHL)



INDIVIDUAL LEADERS

Points	M. Hejduk (59), R. Smyth (59), W. Wolski (42)
Goals	M. Hejduk (27), R. Smyth (26), C. McLeod (15)
Assists	R. Smyth (33), M. Hejduk (32), W. Wolski (28)
PP Goals	R. Smyth (10), M. Hejduk (10), P. Stastny (7)
SH Goals	R. Smyth (1), M. Hejduk (1), W. Wolski (1)
GW Goals	R. Smyth (3), W. Wolski (3), C. McLeod (3)
3+ goals	-
PIM	I. Laperriere (163), C. McLeod (162), C. McCormick (92)
Shots	R. Smyth (257), M. Hejduk (211), W. Wolski (169)
Plus/Minus	B. Guite (+2), D. Tjarnqvist (+1), M. Hendricks (+1)

GOALTENDERS

	GP	Min	GA	Avg	W	L	OT
A. Raycroft	31	1722	90	3.14	12	16	0
P. Budaj	56	3232	154	2.86	20	29	5

SITUATIONAL GOALS

	For	Against		For	Against
5 on 5	127	169	3 on 4	0	0
5 on 4	47	5	3 on 5	0	5
5 on 3	3	0	4 on 5	4	58
4 on 4	7	4	Empty Net	0	9
4 on 3	0	0	Pen. Shot	2	3
3 on 3	0	0	Totals	190	253

SPECIAL TEAMS SCORING

Power Play	G	A	Pts	Shorthanded	G	A	Pts
J. Liles	6	15	21	M. Hejduk	1	0	1
R. Smyth	10	10	20	I. Laperriere	0	1	1
M. Hejduk	10	9	19	J. Leopold	0	1	1
P. Stastny	7	12	19	C. McCormick	0	1	1
M. Svatos	6	7	13	R. Smyth	1	0	1
W. Wolski	2	9	11	C. Stewart	1	0	1
R. Salei	1	6	7	W. Wolski	1	0	1
T. Hensick	1	5	6				
J. Sakic	0	6	6				
D. Tucker	2	3	5				
J. Leopold	1	3	4				
C. Stewart	1	3	4				
T. Arnason	2	1	3				
B. Clark	0	2	2				
D. Jones	1	1	2				
R. Macias	0	1	1				



2008-09 TRANSACTIONS

Sept. 23	Codey Burki, Jack Combs, J.D. Corbin, Rob Drummond, Chris Durno, Tom Fritsche, T.J. Galiardi, Ian Keserich, Ray Macias, Bryan Marshall, Mark McCutcheon, Chris Mueller, Wes O'Neill, Derek Peltier, Marty Sertich, Tyler Weiman, Nigel Williams reassigned to Lake Erie (AHL) ... Trevor Cann reassigned to Peterborough (OHL), Joel Chouinard reassigned to Victoriaville (QMJHL), Peter Delmas reassigned to Lewiston (QMJHL), Cameron Gaunce reassigned to Mississauga St. Michael's (OHL), Kelsey Tessier reassigned to Quebec (QMJHL) ... J.P. Cote released.	Jan. 1	Chris Durno reassigned to Lake Erie (AHL).
Sept. 25	Philippe Dupuis, Kevin Montgomery, Michael Vernace reassigned to Lake Erie (AHL).	Jan. 4	Brian Willsie activated from IR.
Sept. 28	Jason Bacashihua, Darcy Campbell, Matt Hendricks, Aaron MacKenzie, Nathan Smith reassigned to Lake Erie (AHL).	Jan. 5	Kyle Cumiskey recalled from Lake Erie (AHL).
Oct. 4	Chris Stewart reassigned to Lake Erie (AHL).	Jan. 6	Adam Foote placed on IR (retro to Jan. 4) ... Philippe Dupuis recalled from Lake Erie (AHL).
Oct. 6	Kyle Cumiskey reassigned to Lake Erie (AHL).	Jan. 17	Chris Durno recalled from Lake Erie (AHL) ... Ian Laperriere placed on IR (retroactive to Jan. 4).
Oct. 7	T.J. Hensick, Per Ledin, Brian Willsie reassigned to Lake Erie (AHL) ... Scott Parker placed on IR.	Jan. 19	Philippe Dupuis reassigned to Lake Erie (AHL).
Oct. 16	Scott Parker activated from IR.	Jan. 21	Kyle Cumiskey, Chris Durno reassigned to Lake Erie (AHL).
Oct. 18	Scott Parker reassigned to Lake Erie (AHL).	Jan. 27	Kyle Cumiskey recalled from Lake Erie (AHL) ... Ian Laperriere activated from IR.
Nov. 6	T.J. Hensick and Kyle Cumiskey recalled from Lake Erie (AHL) ... David Jones loaned to Lake Erie (AHL) ... Club terminates the contract of Scott Parker.	Jan. 29	Cody McCormick activated from IR ... David Jones placed on IR (retroactive to Jan. 27).
Nov. 7	David Jones recalled from Lake Erie (AHL).	Jan. 30	Kyle Cumiskey placed on IR (retroactive to Jan. 29).
Nov. 8	Kyle Cumiskey reassigned to Lake Erie (AHL).	Feb. 15	Adam Foote activated from IR.
Nov. 11	Jesse Boulerice signed to NHL contract, claimed off waivers by Edmonton.	Feb. 18	John-Michael Liles placed on IR (retro to Feb. 15).
Nov. 21	Jesse Boulerice claimed off waivers from Edmonton, assigned to Lake Erie (AHL).	Feb. 19	Darcy Campbell recalled from Lake Erie (AHL).
Nov. 22	Brian Willsie recalled from Lake Erie (AHL) ... Ben Guite placed on IR (retro to Nov. 10).	Feb. 24	Paul Stastny activated from IR.
Nov. 25	Kyle Cumiskey recalled from Lake Erie (AHL) ... Darcy Tucker placed on IR.	Feb. 25	Darcy Campbell reassigned to Lake Erie (AHL).
Nov. 29	Aaron MacKenzie recalled from Lake Erie (AHL) ... Adam Foote placed on IR (retro to Nov. 22).	Feb. 27	T.J. Hensick loaned to Lake Erie (AHL) on a conditioning assignment.
Nov. 30	Aaron MacKenzie reassigned to Lake Erie (AHL).	Feb. 28	John-Michael Liles activated from IR.
Dec. 3	Joe Sakic placed on IR (retro to Nov. 28).	Mar. 1	T.J. Hensick returned from conditioning assignment.
Dec. 5	Chris Stewart recalled from Lake Erie (AHL).	Mar. 4	Acquired Lawrence Nycholat and Ryan Wilson, along with a second-round pick in the 2009 NHL Entry Draft (originally Montreal's choice), from the Calgary Flames in exchange for Jordan Leopold.
Dec. 8	Brian Willsie placed on IR (retroactive to Dec. 4).	Mar. 9	Matt Hendricks recalled from Lake Erie (AHL).
Dec. 11	Philippe Dupuis recalled from Lake Erie (AHL).	Mar. 13	Matt Hendricks reassigned to Lake Erie (AHL) ... Cody McCormick suspended by NHL for two games.
Dec. 13	Kyle Cumiskey reassigned to Lake Erie (AHL).	Mar. 16	Mike Vernace recalled from Lake Erie (AHL).
Dec. 16	Philippe Dupuis reassigned to Lake Erie (AHL).	Mar. 17	Derek Peltier recalled from Lake Erie (AHL).
Dec. 18	Ben Guite and Darcy Tucker activated from IR.	Mar. 19	T.J. Galiardi recalled from Lake Erie (AHL).
Dec. 29	Paul Stastny placed on IR (retroactive to Dec. 23).	Mar. 24	Matt Hendricks recalled from Lake Erie (AHL).
Dec. 30	Cody McCormick placed on IR (retroactive to Dec. 21) ... Chris Durno recalled from Lake Erie (AHL).	Mar. 26	Wes O'Neill recalled from Lake Erie (AHL).
		Mar. 27	Ryan Stoa and Cedric Nicoll signed to entry-level contracts.
		Mar. 28	Matt Hendricks reassigned to Lake Erie (AHL).
		Mar. 31	Ray Macias recalled from Lake Erie (AHL).
		April 2	Wes O'Neill reassigned to Lake Erie (AHL).
		April 4	Aaron MacKenzie recalled from Lake Erie (AHL).
		April 8	Per Ledin recalled from Lake Erie (AHL).



2008-09 INJURIES

PLAYER	GAMES MISSED	NATURE & DATES OF INJURY
Brett Clark	6	hand (4/1 - 4/12)
Kyle Cumiskey	33	shoulder (1/31 - 4/12)
Philippe Dupuis	2	foot (1/16 - 1/18)
Adam Foote	40	upper back/knee (9 games, 11/24 - 12/9), tricep (17 games, 1/6 - 2/13), head (14 games, 3/14 - 4/12)
Ben Guite	18	ribs (17 games, 11/12 - 12/16), illness (1/6)
Scott Hannan	1	illness (11/6)
David Jones	39	flu (10/23), back (4 games, 1/15 - 1/21), shoulder (34 games, 1/29 - 4/12)
Ian Laperriere	8	back (1/6 - 1/21)
John-Michael Liles	7	flu (2 games, 11/26 - 11/29), wrist (5 games, 2/17 - 2/26)
Cody McCormick	15	foot (12/23 - 1/27)
Cody McLeod	3	shoulder (3/8 - 3/12)
Lawrence Nycholat	9	head (3/25 - 4/12)
Scott Parker	3	concussion (10/9 - 10/14)
Joe Sakic	67	back (11/6), back (5 games, 11/12 - 11/22), tooth (11/24), back/hand (60 games, 11/29 - 4/12)
Ruslan Salei	11	torso (12/23), foot (2 games, 3/17 - 3/19), knee (8 games, 3/27 - 4/12)
Ryan Smyth	5	hand (4/5 - 4/12)
Paul Stastny	37	forearm (26 games, 12/27 - 2/22), foot (11 games, 3/19 - 4/12)
Chris Stewart	3	head (3/22 - 3/27)
Marek Svatos	11	back (6 games, 12/12 - 12/23), head (2 games, 3/25 - 3/27), finger (3 games, 4/9 - 4/12)
Daniel Tjernqvist	15	illness (10/20), foot (2 games, 11/6 - 11/8), forehead (12 games, 3/17 - 4/12)
Darcy Tucker	16	knee (11 games, 11/26 - 12/16), back (5 games, 3/17 - 3/27)
Brian Willisie	13	knee (12/5 - 1/2)
Wojtek Wolski	4	head (11/24), illness (3 games, 3/27 - 4/1)

MAN GAMES LOST TO INJURY: 366 (5th in NHL)



MISCELLANEOUS STATS

AVALANCHE RECORD WHEN...

Player had a.....	Goal	Point	Player had a.....	Goal	Point
Tyler Arnason	2-3-0	11-6-0	Cody McCormick	1-0-0	6-5-0
Brett Clark	2-0-0	6-5-0	Cody McLeod	6-6-1	7-9-1
Adam Foote	1-0-0	3-3-0	Joe Sakic	1-1-0	3-5-0
T.J. Galiardi	1-1-0	1-1-1	Ruslan Salei	4-0-0	12-7-0
Ben Guite	3-2-0	6-3-1	Ryan Smyth	14-8-1	24-15-2
Scott Hannan	0-1-0	4-6-0	Paul Stastny	8-2-0	15-9-1
Milan Hejduk	14-10-0	24-16-1	Chris Stewart	4-6-1	5-10-1
T.J. Hensick	1-3-0	7-11-1	Marek Svatos	9-3-1	19-8-1
David Jones	6-1-0	9-2-0	Daniel Tjernqvist	2-0-0	3-0-0
Ian Laperriere	4-3-0	6-8-0	Darcy Tucker	4-4-0	7-6-0
Jordan Leopold	3-3-0	11-8-0	Brian Willsie	0-1-0	2-2-0
John-Michael Liles	5-6-1	11-18-1	Wojtek Wolski	8-4-0	19-14-1
Ray Macias	0-0-0	0-0-1			

MULTI-POINT / MULTI-GOAL GAMES

Multi-Point Games	2	3	4	5	6	Total	Multi-Goal Games	2	3	Total
Tyler Arnason	3	1	-	-	-	4	T.J. Galiardi	1	-	1
Brett Clark	1	-	-	-	-	1	Milan Hejduk	3	-	3
Adam Foote	1	-	-	-	-	1	David Jones	1	-	1
T.J. Galiardi	1	-	-	-	-	1	Cody McLeod	2	-	2
Ben Guite	2	-	-	-	-	2	Ryan Smyth	3	-	3
Milan Hejduk	12	3	-	-	-	15	Paul Stastny	1	-	1
T.J. Hensick	2	-	-	-	-	2	Marek Svatos	1	-	1
David Jones	-	1	-	-	-	1	Wojtek Wolski	2	-	2
Ian Laperriere	5	-	-	-	-	5				
Jordan Leopold	1	-	-	-	-	1				
John-Michael Liles	5	2	-	-	-	7				
Cody McCormick	1	-	-	-	-	1				
Cody McLeod	3	-	-	-	-	3				
Joe Sakic	2	1	-	-	-	3				
Ruslan Salei	2	-	-	-	-	2				
Ryan Smyth	11	2	1	-	-	14				
Paul Stastny	5	3	-	-	-	8				
Chris Stewart	3	-	-	-	-	3				
Marek Svatos	2	2	-	-	-	4				
Daniel Tjernqvist	1	-	-	-	-	1				
Darcy Tucker	3	-	-	-	-	3				
Wojtek Wolski	8	-	-	-	-	8				



Date	Opp	HEJDUK #23	SALEI #24	STASTNY #26	GUIITE #28	TJARNQVIST #29
Oct 9	Vs BOS	1-1 7/1 21:25	0-1 2/0 19:31	0-1 1/1 22:10	0-0 0/1 9:20	DND
Oct 12	@ EDM	1-0 7/1 19:21	0-0 1/1 18:33	0-1 5/0 19:38	0-0 1/0 9:25	DND
Oct 14	@ CGY	0-0 5/-1 21:52	0-0 2/1 20:04	0-2 2/-1 23:05	1-0 1/1 10:27	DND
Oct 16	Vs PHI	1-0 (W) 2/0 19:28	0-1 1/0 21:13	1-1 4/0 20:09	DND	DND
Oct 18	@ DAL	2-0 3/0 23:59	0-0 0/2 19:48	0-2 2/0 24:04	DND	DND
Oct 20	@ L.A.	1-1 1/2 21:02	0-0 1/1 19:53	0-2 2/3 20:40	DND	INJ
Oct 23	Vs EDM	0-0 4/0 19:45	0-0 1/1 21:23	1-0 (W) 2/0 19:48	0-2 1/2 10:53	DND
Oct 25	Vs BUF	0-1 5/0 20:39	0-0 1/0 19:01	0-0 3/0 21:32	0-0 0/0 7:17	DND
Oct 28	@ CGY	0-0 1/0 20:52	0-0 1/2 17:11	0-0 3/0 21:19	DND	DND
Oct 30	Vs CBJ	0-1 3/0 21:38	0-0 2/-1 18:37	1-0 3/-1 21:57	DND	DND
Nov 2	Vs S.J.	1-1 4/1 19:39	0-0 0/1 16:24	0-1 3/0 21:02	0-0 2/0 8:46	DND
Nov 3	@ CHI	1-0 2/-3 20:43	0-0 1/2 16:49	0-0 2/-2 20:41	1-0 1/1 11:03	DND
Nov 6	Vs MIN	0-0 1/2 21:26	0-0 4/0 24:14	0-0 0/2 22:14	0-0 3/0 7:42	INJ
Nov 8	Vs NSH	0-0 1/0 21:49	0-0 1/0 16:41	0-0 0/0 19:22	0-0 0/0 14:15	INJ
Nov 12	@ VAN	0-0 1/0 19:18	0-0 2/0 20:23	0-1 3/0 20:51	INJ	DND
Nov 15	@ EDM	0-1 1/1 22:10	0-1 3/1 22:46	0-1 1/1 23:13	INJ	DND
Nov 18	@ CGY	0-0 3/-3 18:06	0-0 1/-1 19:38	0-0 1/-3 18:34	INJ	DND
Nov 20	Vs CGY	0-0 1/-1 19:18	0-0 0/0 22:56	0-0 1/-1 20:34	INJ	DND
Nov 22	@ L.A.	1-0 3/-1 20:58	0-1 5/-1 21:58	1-1 1/1 24:34	INJ	DND
Nov 24	@ ANA	0-0 5/0 21:34	0-0 3/0 22:21	0-0 3/0 20:21	INJ	0-0 0/-1 14:27
Nov 26	Vs STL	0-0 0/0 20:44	0-1 1/2 23:53	0-0 2/-1 18:51	INJ	1-1 3/2 19:37
Nov 28	@ PHX	0-0 6/-1 20:25	0-0 3/1 24:15	0-0 2/-1 23:53	INJ	0-0 0/0 17:38
Nov 29	Vs T.B.	0-0 2/-1 18:55	0-0 4/0 16:52	0-0 1/-1 20:32	INJ	0-0 0/2 18:37
Dec 1	@ MIN	1-2 1/1 23:25	0-1 1/1 22:01	2-1 (W) 7/1 24:12	INJ	0-0 2/2 20:36
Dec 4	@ NSH	0-1 2/0 21:47	0-1 1/-1 20:59	0-0 4/0 21:48	INJ	0-0 0/1 17:50
Dec 5	@ DAL	0-0 1/1 21:44	0-0 0/0 22:47	0-1 7/1 24:40	INJ	0-0 0/-1 17:50
Dec 7	Vs VAN	1-2 1/2 23:16	0-0 0/2 20:00	0-3 5/3 23:33	INJ	1-0 3/2 21:38
Dec 9	Vs L.A.	1-0 (W) 1/1 16:01	0-1 1/1 21:15	0-1 1/1 17:26	INJ	0-0 1/0 18:35
Dec 12	Vs CHI	0-0 1/-1 19:36	0-0 0/1 17:49	0-0 0/2 21:56	INJ	DND
Dec 15	@ DET	0-1 2/-1 16:32	0-0 2/1 13:54	1-0 3/-1 19:37	INJ	DND
Dec 16	@ PHI	0-0 6/-1 19:42	DND	1-0 4/-2 21:35	INJ	0-0 1/2 14:22
Dec 18	@ T.B.	0-1 5/1 22:05	0-0 0/1 16:53	1-0 7/1 24:48	INJ	DND
Dec 21	@ FLA	0-0 2/-1 20:33	0-0 0/0 5:18	0-0 0/0 19:47	INJ	DND
Dec 23	Vs PHX	1-0 3/2 22:31	INJ	1-2 5/1 23:04	INJ	0-0 0/0 5:43
Dec 27	Vs DET	0-1 2/0 21:23	1-0 1/-1 17:13	INJ	0-0 2/-1 10:50	DND
Dec 29	Vs NSH	0-0 1/0 14:38	0-0 1/2 20:27	INJ	0-0 0/0 14:57	DND
Dec 31	@ PHX	0-0 1/2 18:30	0-0 0/0 20:33	INJ	0-0 1/0 10:06	DND
Jan 2	Vs CBJ	0-0 2/-3 18:12	0-0 0/0 22:00	INJ	0-0 1/0 10:52	DND
Jan 4	Vs MIN	0-0 2/0 16:43	0-0 2/0 22:55	INJ	DND	DND
Jan 6	@ NSH	0-2 1/2 18:59	0-1 1/1 20:38	INJ	INJ	0-0 0/0 14:22
Jan 8	Vs CHI	0-1 3/1 19:30	0-0 0/1 22:55	INJ	DND	0-0 0/0 13:02
Jan 10	Vs PIT	0-1 1/0 21:11	0-0 0/1 23:54	INJ	DND	0-0 1/1 13:04
Jan 13	@ CBJ	0-0 3/-1 18:21	0-0 1/-1 24:16	INJ	DND	0-0 1/0 13:30
Jan 15	@ STL	1-0 4/1 19:38	0-0 4/-2 21:38	INJ	0-0 1/-1 11:03	0-0 0/0 15:47
Jan 16	Vs EDM	0-0 5/0 22:05	0-0 0/-1 22:28	INJ	0-0 1/-1 8:33	0-0 0/0 13:48
Jan 18	Vs CGY	1-1 5/1 21:58	1-1 2/1 20:24	INJ	0-0 1/1 11:52	DND
Jan 21	Vs L.A.	0-0 1/-1 24:46	0-2 3/1 21:59	INJ	0-0 1/1 7:38	0-0 0/-1 13:58
Jan 27	Vs S.J.	0-0 3/-2 21:50	0-0 2/0 23:20	INJ	0-0 1/0 8:25	0-0 0/0 13:31
Jan 29	Vs TOR	2-0 4/-2 20:48	0-1 0/1 26:13	INJ	DND	DND
Jan 31	Vs ANA	1-0 3/0 19:21	0-0 2/0 24:12	INJ	0-0 1/0 9:34	0-0 1/2 10:59
Feb 2	Vs CGY	1-0 3/0 15:50	1-0 2/0 24:44	INJ	DND	0-0 0/0 12:28
Feb 5	Vs DAL	1-1 7/0 20:02	0-0 0/2 22:30	INJ	DND	0-0 0/0 10:23
Feb 7	@ STL	0-0 1/0 2:30	0-0 1/3 24:29	INJ	DND	0-0 0/0 14:48
Feb 10	@ CBJ	0-0 2/0 19:22	0-0 2/0 21:13	INJ	0-0 1/-1 10:14	0-0 0/0 18:22
Feb 11	@ MIN	0-1 2/0 21:36	0-0 1/-1 23:37	INJ	0-0 2/0 9:03	0-0 0/0 14:15
Feb 13	Vs MTL	0-0 4/-2 22:05	0-0 1/-1 20:23	INJ	0-0 2/1 14:20	0-0 0/0 10:13
Feb 15	@ DET	1-1 2/1 20:34	1-0 3/0 26:02	INJ	1-1 4/2 16:05	DND
Feb 17	Vs OTT	0-0 1/1 22:21	0-0 0/0 25:13	INJ	0-1 0/0 15:12	0-0 0/1 11:50
Feb 20	@ WSH	0-2 4/3 20:09	0-0 1/3 25:19	INJ	0-0 2/0 17:02	0-0 0/0 10:08
Feb 22	@ CAR	0-0 3/-1 20:15	0-0 3/0 25:35	INJ	0-0 0/0 16:05	0-0 0/2 8:50
Feb 24	@ ATL	2-0 5/0 21:21	0-0 3/2 26:59	0-1 2/-2 24:20	0-0 1/0 14:51	0-0 3/-1 9:09
Feb 26	@ N.J.	0-0 5/0 19:52	0-0 0/2 21:47	0-0 1/0 19:37	0-0 2/-1 14:45	0-0 1/0 14:24
Feb 28	@ NYR	0-1 4/-1 19:02	0-0 0/1 21:31	0-0 4/-1 20:34	0-0 0/0 12:46	DND
Mar 2	@ NYI	0-1 1/2 20:09	0-1 2/1 21:27	0-1 3/1 21:12	DND	DND
Mar 4	Vs DET	1-1 3/2 20:39	0-0 3/0 21:17	0-1 1/2 21:07	0-0 3/-1 14:59	0-0 0/0 13:11
Mar 8	@ CHI	1-0 1/1 18:04	0-1 1/3 21:35	0-0 2/0 16:58	1-0 1/2 17:05	0-1 0/3 15:12
Mar 10	Vs ATL	0-0 3/-2 22:37	0-0 0/0 19:45	0-0 4/-2 20:26	0-0 4/0 12:23	0-0 0/0 14:17
Mar 12	Vs MIN	0-0 2/0 22:26	0-0 2/0 29:18	0-1 5/0 21:46	0-0 2/0 14:28	0-0 1/0 17:52
Mar 14	@ EDM	0-0 2/-2 18:58	0-0 1/0 21:35	1-0 1/-1 19:24	0-0 1/0 16:39	0-0 1/-1 20:10
Mar 15	@ VAN	0-0 3/-2 21:35	0-1 0/0 24:20	0-0 1/-2 19:58	0-0 0/1 13:02	0-0 0/0 10:29
Mar 17	@ MIN	0-0 2/0 20:30	INJ	0-0 4/0 18:53	0-1 2/1 16:14	INJ
Mar 19	Vs EDM	0-0 2/-1 19:05	INJ	INJ	0-1 2/-2 17:39	INJ
Mar 22	@ S.J.	0-1 2/0 18:11	0-0 2/0 27:00	INJ	0-0 1/0 12:55	INJ
Mar 25	Vs ANA	1-0 2/-3 16:07	0-0 1/0 1:20	INJ	0-0 2/-2 13:17	INJ
Mar 27	Vs VAN	0-0 1/2 19:14	INJ	INJ	0-0 4/-1 16:14	INJ
Mar 29	@ ANA	0-0 2/-2 15:43	INJ	INJ	0-0 1/0 17:25	INJ
Apr 1	Vs PHX	0-0 3/0 20:34	INJ	INJ	0-0 1/0 14:31	INJ
Apr 5	@ VAN	1-2 2/3 17:24	INJ	INJ	1-0 (W) 1/1 18:27	INJ
Apr 7	@ S.J.	0-0 1/0 19:09	INJ	INJ	0-0 1/0 18:03	INJ
Apr 9	Vs DAL	0-1 1/0 20:59	INJ	INJ	0-0 1/0 17:20	INJ
Apr 11	Vs VAN	0-0 0/-1 18:45	INJ	INJ	0-0 3/0 16:22	INJ
Apr 12	Vs STL	0-0 1/0 19:01	INJ	INJ	0-0 0/0 14:48	INJ

SEASON RECAP

RECAP

RECAP



PLAYER GAME-BY-GAME

Date	Opp	MACKENZIE #34	HENSICK #37	ARNASON #39	SVATOS #40	VERNACE #41
Oct 9	Vs BOS	MIN	MIN	0-0 1/1 9:19	0-1 3/0 10:22	MIN
Oct 12	@ EDM	MIN	MIN	0-0 1/0 14:03	0-0 1/0 14:58	MIN
Oct 14	@ CGY	MIN	MIN	0-0 0/1 11:00	DND	MIN
Oct 16	Vs PHI	MIN	MIN	0-0 1/1 12:19	1-0 3/0 10:59	MIN
Oct 18	@ DAL	MIN	MIN	1-0 (W) 2/0 10:49	0-0 2/1 10:35	MIN
Oct 20	@ L.A.	MIN	MIN	0-0 0/0 12:00	0-1 1/1 12:20	MIN
Oct 23	Vs EDM	MIN	MIN	0-0 1/0 12:14	0-1 0/0 14:01	MIN
Oct 25	Vs BUF	MIN	MIN	0-0 1/0 12:52	0-0 2/0 11:29	MIN
Oct 28	@ CGY	MIN	MIN	0-0 2/-1 10:54	0-0 0/1-1 10:56	MIN
Oct 30	Vs CBJ	MIN	MIN	1-0 4/-2 14:38	0-1 2/-2 14:02	MIN
Nov 2	Vs S.J.	MIN	MIN	0-0 1/0 12:52	0-0 3/0 15:25	MIN
Nov 3	@ CHI	MIN	MIN	0-0 3/0 10:40	0-0 1/-1 18:02	MIN
Nov 6	Vs MIN	MIN	0-1 2/1 15:36	0-0 0/0 11:15	0-0 2/0 14:03	MIN
Nov 8	Vs NSH	MIN	0-1 1/1 19:25	DND	0-0 0/0 6:07	MIN
Nov 12	@ VAN	MIN	0-0 3/0 18:13	0-0 2/0 8:20	1-0 4/0 10:15	MIN
Nov 15	@ EDM	MIN	0-0 0/0 15:02	0-0 3/-1 14:05	0-0 2/0 10:28	MIN
Nov 18	@ CGY	MIN	0-1 2/1 11:03	0-0 0/0 12:27	1-0 2/1 11:02	MIN
Nov 20	Vs CGY	MIN	0-0 1/0 12:54	0-0 2/0 11:54	0-0 2/0 8:15	MIN
Nov 22	@ L.A.	MIN	0-1 2/-1 19:17	0-0 1/0 10:33	0-0 0/0 13:00	MIN
Nov 24	@ ANA	MIN	0-0 2/0 15:40	0-0 0/1-1 13:24	0-0 2/0 13:32	MIN
Nov 26	Vs STL	MIN	0-0 3/1 14:20	0-1 2/1 10:01	0-0 1/1-1 11:30	MIN
Nov 28	@ PHX	MIN	0-0 3/0 11:59	0-1 2/1 16:27	0-0 2/-1 15:18	MIN
Nov 29	Vs T.B.	MIN	0-0 2/0 11:03	0-2 0/2 17:49	0-3 4/2 12:23	MIN
Dec 1	@ MIN	MIN	1-0 5/1 9:37	0-0 0/1-1 16:24	1-0 2/0 14:35	MIN
Dec 4	@ NSH	MIN	0-0 3/0 10:29	0-0 2/0 16:53	0-0 0/0 14:31	MIN
Dec 5	@ DAL	MIN	0-0 1/0 11:10	0-0 5/0 18:09	1-0 3/1 17:21	MIN
Dec 7	Vs VAN	MIN	0-0 0/0 5:44	0-0 2/0 15:25	0-0 2/-1 14:25	MIN
Dec 9	Vs L.A.	MIN	0-2 1/1 14:11	0-2 2/2 13:27	1-0 1/1 5:09	MIN
Dec 12	Vs CHI	MIN	0-0 2/-1 10:47	0-0 1/0 15:24	INJ	MIN
Dec 15	@ DET	MIN	0-0 1/0 17:28	0-1 1/0 17:34	INJ	MIN
Dec 16	@ PHI	MIN	0-1 2/0 12:27	0-0 1/-1 11:47	INJ	MIN
Dec 18	@ T.B.	MIN	0-0 0/0 8:00	0-0 4/-1 16:53	INJ	MIN
Dec 21	@ FLA	MIN	DND	0-0 2/-2 18:37	INJ	MIN
Dec 23	Vs PHX	MIN	0-0 4/-1 11:32	0-1 3/0 15:46	INJ	MIN
Dec 27	Vs DET	MIN	0-0 0/0 10:31	0-0 5/0 19:15	0-0 0/0 11:03	MIN
Dec 29	Vs NSH	MIN	0-1 1/3 10:55	0-0 5/0 12:17	0-2 2/3 10:01	MIN
Dec 31	@ PHX	MIN	1-0 3/0 15:51	0-0 2/-1 16:14	0-0 3/-1 12:56	MIN
Jan 2	Vs CBJ	MIN	0-0 1/0 16:41	0-0 2/-2 11:38	0-0 2/0 10:12	MIN
Jan 4	Vs MIN	MIN	0-0 3/0 14:16	0-0 5/-1 12:32	0-0 1/0 13:40	MIN
Jan 6	@ NSH	MIN	0-0 0/1 12:37	0-0 1/0 13:01	0-0 0/0 12:35	MIN
Jan 8	Vs CHI	MIN	0-0 3/0 13:41	0-0 1/0 14:13	0-0 1/0 14:43	MIN
Jan 10	Vs PIT	MIN	0-0 3/0 15:52	0-1 2/1 11:03	0-1 4/0 14:35	MIN
Jan 13	@ CBJ	MIN	0-1 2/0 12:36	0-1 1/1 12:53	0-1 2/1 14:15	MIN
Jan 15	@ STL	MIN	0-0 1/-1 15:33	0-1 1/0 11:26	0-0 2/-1 15:25	MIN
Jan 16	Vs EDM	MIN	1-0 3/0 12:03	1-0 2/1 15:49	0-1 5/0 13:09	MIN
Jan 18	Vs CGY	MIN	0-1 2/1 12:57	0-0 0/0 12:34	1-0 3/1 10:14	MIN
Jan 21	Vs L.A.	MIN	1-1 4/-1 15:43	0-0 3/0 12:16	1-0 4/-1 16:45	MIN
Jan 27	Vs S.J.	MIN	0-0 3/0 12:56	0-0 1/0 13:54	0-0 2/-1 16:05	MIN
Jan 29	Vs TOR	MIN	0-1 3/0 14:17	0-0 1/-1 13:27	0-1 1/-1 13:14	MIN
Jan 31	Vs ANA	MIN	0-1 4/-2 14:06	DND	0-0 3/0 15:26	MIN
Feb 2	Vs CGY	MIN	0-0 1/-1 8:49	0-2 1/1 16:18	2-1 (W) 5/2 15:19	MIN
Feb 5	Vs DAL	MIN	0-0 2/0 7:32	0-1 1/1 15:02	0-1 3/1 13:25	MIN
Feb 7	@ STL	MIN	0-0 2/0 12:49	0-0 1/3 14:50	0-0 3/0 18:54	MIN
Feb 10	@ CBJ	MIN	0-0 4/-1 11:01	0-0 1/2 14:41	0-0 3/-2 15:38	MIN
Feb 11	@ MIN	MIN	DND	0-0 0/1-1 12:54	0-0 1/-1 14:59	MIN
Feb 13	Vs MTL	MIN	DND	1-0 3/0 16:32	0-0 1/1-1 15:39	MIN
Feb 15	@ DET	MIN	0-1 2/1 8:06	0-0 0/2-1 15:57	1-0 2/-2 16:41	MIN
Feb 17	Vs OTT	MIN	0-0 0/0 9:37	0-0 3/0 12:28	0-1 3/1 13:53	MIN
Feb 20	@ WSH	MIN	DND	1-0 2/0 12:14	0-1 3/1 11:48	MIN
Feb 22	@ CAR	MIN	DND	0-0 0/1-1 9:54	0-0 1/1-1 9:34	MIN
Feb 24	@ ATL	MIN	DND	DND	0-0 1/-1 11:44	MIN
Feb 26	@ N.J.	MIN	0-0 4/0 12:00	DND	DND	MIN
Feb 28	@ NYR	MIN	MIN	0-0 0/1-1 13:01	0-0 2/-2 13:01	MIN
Mar 2	@ NYI	MIN	0-0 0/2 10:39	0-0 0/2-1 10:30	0-1 1/0 16:13	MIN
Mar 4	Vs DET	MIN	DND	0-0 0/1-1 13:20	0-0 1/0 13:08	MIN
Mar 8	@ CHI	MIN	0-0 1/1 11:06	0-3 1/3 11:35	1-1 4/2 12:45	MIN
Mar 10	Vs ATL	MIN	0-0 0/0 12:51	0-0 1/0 9:13	0-0 2/1-1 12:04	MIN
Mar 12	Vs MIN	MIN	0-0 4/0 8:28	DND	0-1 2/0 17:46	MIN
Mar 14	@ EDM	MIN	DND	0-0 1/0 8:29	0-1 3/-1 15:44	MIN
Mar 15	@ VAN	MIN	0-0 0/0 11:04	DND	0-0 0/0 14:11	MIN
Mar 17	@ MIN	MIN	0-0 0/1-1 7:58	0-0 2/0 14:36	0-0 1/0 14:55	0-0 0/1 11:51
Mar 19	Vs EDM	MIN	0-0 1/-1 13:11	0-0 1/1 12:46	0-0 5/0 11:34	0-0 0/2 16:26
Mar 22	@ S.J.	MIN	0-0 1/1 17:11	0-0 1/0 14:24	0-0 1/0 7:03	0-0 1/0 12:44
Mar 25	Vs ANA	MIN	0-1 4/-1 16:08	0-0 3/0 11:53	INJ	0-0 1/-1 23:49
Mar 27	Vs VAN	MIN	0-0 1/-1 18:04	0-0 1/0 14:32	INJ	0-0 0/1 15:58
Mar 29	@ ANA	MIN	0-1 2/0 13:22	0-0 0/1-1 13:29	0-0 4/-1 12:00	0-0 0/1 18:55
Apr 1	Vs PHX	MIN	0-0 2/0 14:56	0-0 1/-1 7:40	0-0 3/-1 17:46	0-0 1/0 20:28
Apr 5	@ VAN	0-0 2/1 17:05	0-0 1/-1 9:14	DND	0-1 1/1 12:43	0-0 2/2 24:23
Apr 7	@ S.J.	0-0 1/0 16:37	0-0 1/0 11:33	DND	0-0 2/0 12:28	0-0 0/0 20:17
Apr 9	Vs DAL	0-0 0/0 14:38	0-1 2/0 15:33	DND	INJ	0-0 1/-1 25:41
Apr 11	Vs VAN	0-0 0/0 13:28	0-0 3/0 14:40	DND	INJ	0-0 2/-1 23:34
Apr 12	Vs STL	0-0 0/0 11:22	0-0 2/-1 14:49	DND	INJ	0-0 1/-1 21:47

Skaters: Goals-Assists (GameWinning or GameTying) Shots / (+/-) TOI

RECAP

SEASON RECAP



RECAP



Date	Opp	STEWART #42	GALIARDI #43	LEOPOLD #44	DURNO #45	MACIAS #47
Oct 9	Vs BOS	MIN	MIN	1-0 2/-1 17:54	MIN	MIN
Oct 12	@ EDM	MIN	MIN	0-0 0/-1 15:21	MIN	MIN
Oct 14	@ CGY	MIN	MIN	0-1 1/1 13:40	MIN	MIN
Oct 16	Vs PHI	MIN	MIN	0-0 4/0 17:33	MIN	MIN
Oct 18	@ DAL	MIN	MIN	0-0 0/1 14:05	MIN	MIN
Oct 20	@ L.A	MIN	MIN	0-1 0/1 16:00	MIN	MIN
Oct 23	Vs EDM	MIN	MIN	0-1 3/1 16:03	MIN	MIN
Oct 25	Vs BUF	MIN	MIN	1-0 2/0 15:54	MIN	MIN
Oct 28	@ CGY	MIN	MIN	0-0 1/-2 15:04	MIN	MIN
Oct 30	Vs CBJ	MIN	MIN	0-0 1/-1 19:18	MIN	MIN
Nov 2	Vs S.J	MIN	MIN	1-0 2/0 19:56	MIN	MIN
Nov 3	@ CHI	MIN	MIN	0-0 0/-2 17:19	MIN	MIN
Nov 6	Vs MIN	MIN	MIN	0-0 2/-1 19:33	MIN	MIN
Nov 8	Vs NSH	MIN	MIN	0-0 2/0 14:16	MIN	MIN
Nov 12	@ VAN	MIN	MIN	0-0 1/0 16:46	MIN	MIN
Nov 15	@ EDM	MIN	MIN	0-1 2/0 17:17	MIN	MIN
Nov 18	@ CGY	MIN	MIN	0-0 0/-1 15:05	MIN	MIN
Nov 20	Vs CGY	MIN	MIN	0-0 3/0 18:48	MIN	MIN
Nov 22	@ L.A	MIN	MIN	0-0 2/0 23:15	MIN	MIN
Nov 24	@ ANA	MIN	MIN	0-0 0/-2 22:11	MIN	MIN
Nov 26	Vs STL	MIN	MIN	0-1 3/-1 18:42	MIN	MIN
Nov 28	@ PHX	MIN	MIN	0-0 1/0 24:29	MIN	MIN
Nov 29	Vs T.B	MIN	MIN	1-0 1/2 21:25	MIN	MIN
Dec 1	@ MIN	MIN	MIN	0-0 2/1 20:52	MIN	MIN
Dec 4	@ NSH	MIN	MIN	0-0 1/1 22:22	MIN	MIN
Dec 5	@ DAL	0-0 0/-1 7:29	MIN	0-0 2/0 21:33	MIN	MIN
Dec 7	Vs VAN	0-0 0/1 12:51	MIN	0-1 2/1 23:50	MIN	MIN
Dec 9	Vs L.A	1-1 5/2 16:07	MIN	0-0 1/0 20:11	MIN	MIN
Dec 12	Vs CHI	1-0 1/2 11:15	MIN	0-0 1/1 20:38	MIN	MIN
Dec 15	@ DET	0-0 2/0 10:35	MIN	1-1 (W) 2/0 16:24	MIN	MIN
Dec 16	@ PHI	0-0 2/0 12:49	MIN	0-0 0/-1 17:13	MIN	MIN
Dec 18	@ T.B	0-0 3/0 13:38	MIN	0-0 0/-1 16:58	MIN	MIN
Dec 21	@ FLA	0-0 0/0 12:20	MIN	0-0 2/-1 21:51	MIN	MIN
Dec 23	Vs PHX	0-0 4/-2 10:48	MIN	0-0 1/1 15:39	MIN	MIN
Dec 27	Vs DET	0-0 0/0 10:49	MIN	0-0 1/-1 16:55	MIN	MIN
Dec 29	Vs NSH	1-0 1/1 10:52	MIN	0-1 0/2 19:03	MIN	MIN
Dec 31	@ PHX	0-1 5/1 11:52	MIN	0-0 2/0 20:39	DND	MIN
Jan 2	Vs CBJ	0-0 4/0 12:41	MIN	0-1 0/0 18:46	MIN	MIN
Jan 4	Vs MIN	0-0 3/-1 11:51	MIN	0-0 0/0 20:19	MIN	MIN
Jan 6	@ NSH	0-0 1/-1 11:18	MIN	0-0 2/0 17:15	MIN	MIN
Jan 8	Vs CHI	0-0 1/0 14:39	MIN	0-0 0/0 17:14	MIN	MIN
Jan 10	Vs PIT	0-0 1/0 15:05	MIN	0-1 0/1 15:58	MIN	MIN
Jan 13	@ CBJ	1-1 2/1 15:42	MIN	0-0 2/1 17:52	MIN	MIN
Jan 15	@ STL	0-0 0/-2 11:14	MIN	0-0 1/-1 19:31	MIN	MIN
Jan 16	Vs EDM	0-1 2/0 11:56	MIN	0-0 1/0 17:52	MIN	MIN
Jan 18	Vs CGY	1-0 2/1 11:50	MIN	0-1 1/1 18:23	0-0 3/0 7:42	MIN
Jan 21	Vs L.A	1-1 4/-1 14:38	MIN	0-0 2/0 17:04	0-0 0/0 4:21	MIN
Jan 27	Vs S.J	0-0 2/0 10:29	MIN	0-0 1/-1 20:39	MIN	MIN
Jan 29	Vs TOR	1-0 3/0 15:10	MIN	0-1 2/-3 22:15	MIN	MIN
Jan 31	Vs ANA	0-1 1/-2 12:30	MIN	0-0 0/-1 15:29	MIN	MIN
Feb 2	Vs CGY	0-0 5/0 13:14	MIN	0-0 1/1 15:23	MIN	MIN
Feb 5	Vs DAL	0-0 0/-1 13:51	MIN	0-0 0/0 15:34	MIN	MIN
Feb 7	@ STL	1-0 5/0 14:59	MIN	0-0 2/-1 17:15	MIN	MIN
Feb 10	@ CBJ	0-0 1/0 15:43	MIN	0-0 2/-1 18:21	MIN	MIN
Feb 11	@ MIN	0-0 1/-2 15:07	MIN	0-1 5/1 21:25	MIN	MIN
Feb 13	Vs MTL	0-0 0/-1 9:47	MIN	1-0 2/0 15:45	MIN	MIN
Feb 15	@ DET	0-0 3/0 9:32	MIN	0-0 1/0 17:44	MIN	MIN
Feb 17	Vs OTT	0-0 3/0 11:00	MIN	0-0 0/2 16:25	MIN	MIN
Feb 20	@ WSH	0-0 2/-1 13:51	MIN	0-0 0/0 13:29	MIN	MIN
Feb 22	@ CAR	0-1 0/-1 11:20	MIN	0-0 0/3 14:56	MIN	MIN
Feb 24	@ ATL	1-0 6/-1 15:50	MIN	0-1 2/-1 17:48	MIN	MIN
Feb 26	@ N.J	0-0 2/-2 14:02	MIN	0-0 0/0 17:51	MIN	MIN
Feb 28	@ NYR	0-0 2/-2 10:38	MIN	0-0 2/-1 19:24	MIN	MIN
Mar 2	@ NYI	0-0 0/-1 10:52	MIN	0-0 3/1 18:30	MIN	MIN
Mar 4	Vs DET	0-0 1/-1 9:26	MIN	DND	MIN	MIN
Mar 8	@ CHI	1-0 (W) 2/1 11:33	MIN	Traded to CGY	MIN	MIN
Mar 10	Vs ATL	0-0 1/0 9:10	MIN	-	MIN	MIN
Mar 12	Vs MIN	DND	MIN	-	MIN	MIN
Mar 14	@ EDM	0-1 2/0 12:13	MIN	-	MIN	MIN
Mar 15	@ VAN	0-0 1/-1 10:44	MIN	-	MIN	MIN
Mar 17	@ MIN	0-0 0/-1 8:18	MIN	-	MIN	MIN
Mar 19	Vs EDM	0-0 0/0 7:02	0-0 1/-3 15:15	-	MIN	MIN
Mar 22	@ S.J	INJ	0-0 0/0 13:15	-	MIN	MIN
Mar 25	Vs ANA	INJ	0-0 0/0 13:29	-	MIN	MIN
Mar 27	Vs VAN	INJ	1-0 1/0 15:55	-	MIN	MIN
Mar 29	@ ANA	0-0 0/0 14:34	0-0 1/-2 14:01	-	MIN	MIN
Apr 1	Vs PHX	0-0 2/-1 16:02	0-0 1/-2 15:37	-	MIN	0-0 0/-1 16:20
Apr 5	@ VAN	0-0 2/0 11:17	2-0 2/3 19:13	-	MIN	0-0 1/0 16:27
Apr 7	@ S.J	0-0 1/0 10:43	0-0 3/0 18:21	-	MIN	0-0 0/0 15:21
Apr 9	Vs DAL	1-0 3/0 18:30	0-1 4/0 18:04	-	MIN	0-1 1/1 20:09
Apr 11	Vs VAN	0-0 0/0 10:12	0-0 0/0 18:33	-	MIN	0-0 2/0 20:13
Apr 12	Vs STL	0-0 4/0 13:16	0-0 1/0 18:07	-	MIN	0-0 0/0 19:24

Skaters: Goals-Assists (GameWinning or GameTying) Shots / (+/-) TOI



PLAYER GAME-BY-GAME

Date	Opp	CUMISKEY #48	PELTIER #50	FOOTE #52	HENDRICKS #53	JONES #54
Oct 9	Vs BOS	MIN	MIN	0-0 0/-1 17:13	MIN	0-0 0/-1 16:32
Oct 12	@ EDM	MIN	MIN	0-0 0/-1 19:20	MIN	0-0 1/-1 13:57
Oct 14	@ CGY	MIN	MIN	0-0 1/-2 18:20	MIN	0-0 0/-1 12:17
Oct 16	Vs PHI	MIN	MIN	0-0 0/2 19:16	MIN	0-1 2/1 12:19
Oct 18	@ DAL	MIN	MIN	0-0 0/0 21:28	MIN	0-0 0/-1 7:22
Oct 20	@ L.A	MIN	MIN	0-0 0/1 21:38	MIN	1-0 1/1 10:42
Oct 23	Vs EDM	MIN	MIN	0-0 0/2 17:23	MIN	INJ
Oct 25	Vs BUF	MIN	MIN	0-0 1/0 20:07	MIN	0-0 2/0 15:10
Oct 28	@ CGY	MIN	MIN	0-0 0/-1 20:23	MIN	0-0 1/-1 10:05
Oct 30	Vs CBJ	MIN	MIN	0-0 1/-1 17:18	MIN	0-0 1/-2 16:52
Nov 2	Vs S.J	MIN	MIN	0-0 1/-1 19:05	MIN	0-0 1/-3 10:11
Nov 3	@ CHI	MIN	MIN	0-1 0/-1 18:55	MIN	DND
Nov 6	Vs MIN	0-0 0/-1 8:10	MIN	0-0 2/0 19:52	MIN	MIN
Nov 8	Vs NSH	DND	MIN	0-0 1/0 20:32	MIN	0-0 1/0 10:54
Nov 12	@ VAN	MIN	MIN	0-0 1/0 25:36	MIN	0-0 2/0 16:17
Nov 15	@ EDM	MIN	MIN	0-0 1/0 21:33	MIN	0-0 1/-1 6:41
Nov 18	@ CGY	MIN	MIN	0-0 0/-1 24:43	MIN	0-0 1/0 13:14
Nov 20	Vs CGY	MIN	MIN	0-0 0/-1 19:25	MIN	0-0 1/0 10:05
Nov 22	@ L.A	MIN	MIN	0-0 0/0 11:37	MIN	DND
Nov 24	@ ANA	MIN	MIN	INJ	MIN	0-0 1/0 11:01
Nov 26	Vs STL	0-0 1/0 10:19	MIN	INJ	MIN	0-1 0/2 8:56
Nov 28	@ PHX	0-0 1/-1 15:17	MIN	INJ	MIN	0-0 1/0 10:36
Nov 29	Vs T.B	DND	MIN	INJ	MIN	1-0 (W) 1/1 6:23
Dec 1	@ MIN	DND	MIN	INJ	MIN	1-0 1/1 9:02
Dec 4	@ NSH	DND	MIN	INJ	MIN	0-0 1/-2 11:05
Dec 5	@ DAL	DND	MIN	INJ	MIN	0-0 1/0 11:02
Dec 7	Vs VAN	DND	MIN	INJ	MIN	1-0 2/1 18:34
Dec 9	Vs L.A	DND	MIN	INJ	MIN	0-0 2/0 17:17
Dec 12	Vs CHI	DND	MIN	0-1 0/0 20:24	MIN	0-1 0/-1 12:38
Dec 15	@ DET	MIN	MIN	0-0 0/1 25:03	MIN	0-0 2/0 11:58
Dec 16	@ PHI	MIN	MIN	0-1 1/1 20:27	MIN	1-0 1/1 13:49
Dec 18	@ T.B	MIN	MIN	0-0 0/0 22:38	MIN	0-0 2/-1 17:53
Dec 21	@ FLA	MIN	MIN	0-0 0/0 22:12	MIN	0-0 3/-1 14:56
Dec 23	Vs PHX	MIN	MIN	0-0 1/-1 23:08	MIN	0-0 1/-1 14:20
Dec 27	Vs DET	MIN	MIN	0-0 0/0 21:25	MIN	0-1 1/0 17:17
Dec 29	Vs NSH	MIN	MIN	0-1 0/0 21:28	MIN	1-0 3/1 15:39
Dec 31	@ PHX	MIN	MIN	0-0 0/0 19:44	MIN	0-0 2/1 16:44
Jan 2	Vs CBJ	MIN	MIN	0-0 0/-3 18:35	MIN	0-0 0/-2 15:36
Jan 4	Vs MIN	MIN	MIN	0-0 0/0 7:11	MIN	0-0 0/0 15:52
Jan 6	@ NSH	DND	MIN	INJ	MIN	0-0 1/-1 14:52
Jan 8	Vs CHI	DND	MIN	INJ	MIN	0-0 2/0 14:07
Jan 10	Vs PIT	DND	MIN	INJ	MIN	2-1 4/2 13:09
Jan 13	@ CBJ	DND	MIN	INJ	MIN	0-0 0/0 9:27
Jan 15	@ STL	DND	MIN	INJ	MIN	INJ
Jan 16	Vs EDM	0-0 0/0 6:33	MIN	INJ	MIN	INJ
Jan 18	Vs CGY	0-0 0/1 10:29	MIN	INJ	MIN	INJ
Jan 21	Vs L.A	DND	MIN	INJ	MIN	INJ
Jan 27	Vs S.J	MIN	MIN	INJ	MIN	0-0 0/0 4:14
Jan 29	Vs TOR	0-0 0/-1 0:26	MIN	INJ	MIN	INJ
Jan 31	Vs ANA	INJ	MIN	INJ	MIN	INJ
Feb 2	Vs CGY	INJ	MIN	INJ	MIN	INJ
Feb 5	Vs DAL	INJ	MIN	INJ	MIN	INJ
Feb 7	@ STL	INJ	MIN	INJ	MIN	INJ
Feb 10	@ CBJ	INJ	MIN	INJ	MIN	INJ
Feb 11	@ MIN	INJ	MIN	INJ	MIN	INJ
Feb 13	Vs MTL	INJ	MIN	INJ	MIN	INJ
Feb 15	@ DET	INJ	MIN	0-0 1/0 25:01	MIN	INJ
Feb 17	Vs OTT	INJ	MIN	0-0 0/-1 20:41	MIN	INJ
Feb 20	@ WSH	INJ	MIN	1-1 (W) 3/4 22:09	MIN	INJ
Feb 22	@ CAR	INJ	MIN	0-0 0/0 22:04	MIN	INJ
Feb 24	@ ATL	INJ	MIN	0-0 1/-1 20:06	MIN	INJ
Feb 26	@ N.J	INJ	MIN	0-0 0/-2 18:25	MIN	INJ
Feb 28	@ NYR	INJ	MIN	0-0 0/-2 18:42	MIN	INJ
Mar 2	@ NYI	INJ	MIN	0-0 1/-1 18:30	MIN	INJ
Mar 4	Vs DET	INJ	MIN	0-0 1/2 18:34	MIN	INJ
Mar 8	@ CHI	INJ	MIN	0-1 0/1 20:54	MIN	INJ
Mar 10	Vs ATL	INJ	MIN	0-0 1/-1 19:43	0-0 2/0 8:38	INJ
Mar 12	Vs MIN	INJ	MIN	0-0 0/0 5:39	0-0 1/0 4:29	INJ
Mar 14	@ EDM	INJ	MIN	INJ	MIN	INJ
Mar 15	@ VAN	INJ	MIN	INJ	MIN	INJ
Mar 17	@ MIN	INJ	0-0 0/1 11:10	INJ	MIN	INJ
Mar 19	Vs EDM	INJ	0-0 1/-2 14:26	INJ	MIN	INJ
Mar 22	@ S.J	INJ	DND	INJ	MIN	INJ
Mar 25	Vs ANA	INJ	0-0 0/-2 16:36	INJ	0-0 1/0 10:05	INJ
Mar 27	Vs VAN	INJ	0-0 0/0 12:39	INJ	0-0 1/1 10:49	INJ
Mar 29	@ ANA	INJ	0-0 1/0 12:54	INJ	MIN	INJ
Apr 1	Vs PHX	INJ	0-0 3/-2 17:13	INJ	MIN	INJ
Apr 5	@ VAN	INJ	0-0 0/1 13:49	INJ	MIN	INJ
Apr 7	@ S.J	INJ	0-0 1/0 10:36	INJ	MIN	INJ
Apr 9	Vs DAL	INJ	0-0 0/0 12:14	INJ	MIN	INJ
Apr 11	Vs VAN	INJ	0-0 1/0 11:56	INJ	MIN	INJ
Apr 12	Vs STL	INJ	0-0 0/0 12:16	INJ	MIN	INJ

Skaters: Goals-Assists (GameWinning or GameTying) Shots / (+/-) TOI

SEASON RECAP



Date	Opp	MCLEOD #55	DUPUIS #59	O'NEILL #62	SMYTH #94	LEDIN #97
Oct 9	Vs BOS	1-0 1/0 8:05	INJ	MIN	0-0 5/1 20:13	MIN
Oct 12	@ EDM	0-0 1/0 5:59	INJ	MIN	0-0 4/-1 19:49	MIN
Oct 14	@ CGY	1-0 2/2 10:01	MIN	MIN	1-1 5/-1 23:59	MIN
Oct 16	Vs PHI	0-0 3/0 10:26	MIN	MIN	0-1 2/0 18:17	MIN
Oct 18	@ DAL	0-0 2/0 9:37	MIN	MIN	1-0 4/-1 21:36	MIN
Oct 20	@ L.A.	0-0 1/-2 7:57	MIN	MIN	2-0 (W) 3/2 19:35	MIN
Oct 23	Vs EDM	1-0 3/1 13:05	MIN	MIN	0-0 0/0 21:42	MIN
Oct 25	Vs BUF	0-0 0/0 6:41	MIN	MIN	0-1 2/0 19:23	MIN
Oct 28	@ CGY	0-0 0/0 8:46	MIN	MIN	0-0 1/0 21:19	MIN
Oct 30	Vs CBJ	0-0 1/0 7:51	MIN	MIN	0-0 3/0 22:22	MIN
Nov 2	Vs S.J.	0-0 2/0 8:26	MIN	MIN	0-0 6/0 19:58	MIN
Nov 3	@ CHI	0-0 1/0 9:23	MIN	MIN	0-1 1/-2 20:01	MIN
Nov 6	Vs MIN	0-0 0/0 7:35	MIN	MIN	0-0 3/-2 22:44	MIN
Nov 8	Vs NSH	0-0 0/0 5:14	MIN	MIN	0-1 4/1 18:22	MIN
Nov 12	@ VAN	0-0 2/0 9:15	MIN	MIN	0-0 3/0 23:14	MIN
Nov 15	@ EDM	0-0 3/0 12:21	MIN	MIN	1-0 3/1 21:46	MIN
Nov 18	@ CGY	0-0 4/0 14:52	MIN	MIN	0-0 1/-3 17:15	MIN
Nov 20	Vs CGY	0-0 0/0 12:08	MIN	MIN	0-0 2/0 17:03	MIN
Nov 22	@ L.A.	0-0 0/0 7:23	MIN	MIN	0-0 3/-1 22:20	MIN
Nov 24	@ ANA	0-0 1/-1 10:48	MIN	MIN	0-0 3/0 22:27	MIN
Nov 26	Vs STL	0-0 1/0 11:16	MIN	MIN	1-0 (W) 4/-1 15:35	MIN
Nov 28	@ PHX	0-0 3/-1 9:23	MIN	MIN	1-0 5/0 24:30	MIN
Nov 29	Vs T.B.	0-0 1/1 6:41	MIN	MIN	0-0 1/-1 19:27	MIN
Dec 1	@ MIN	0-0 1/0 6:39	MIN	MIN	0-1 2/0 23:10	MIN
Dec 4	@ NSH	0-0 0/-1 8:36	MIN	MIN	1-0 2/0 20:41	MIN
Dec 5	@ DAL	0-0 1/-1 8:43	MIN	MIN	0-1 1/1 22:21	MIN
Dec 7	Vs VAN	0-0 2/-2 8:59	MIN	MIN	1-0 6/4 23:44	MIN
Dec 9	Vs L.A.	2-0 4/2 14:37	MIN	MIN	1-1 3/1 14:15	MIN
Dec 12	Vs CHI	0-0 0/2 11:54	0-0 0/0 7:21	MIN	0-0 3/-1 20:23	MIN
Dec 15	@ DET	0-0 0/0 7:10	0-0 2/0 6:51	MIN	0-0 4/-2 17:50	MIN
Dec 16	@ PHI	0-0 1/0 13:18	0-0 1/0 11:11	MIN	0-0 4/2 20:48	MIN
Dec 18	@ T.B.	0-0 0/0 7:45	MIN	MIN	0-1 4/1 22:39	MIN
Dec 21	@ FLA	0-0 1/0 6:21	MIN	MIN	0-0 2/-1 20:33	MIN
Dec 23	Vs PHX	0-0 0/0 7:08	MIN	MIN	1-3 5/2 21:54	MIN
Dec 27	Vs DET	0-0 0/-1 11:21	MIN	MIN	1-1 6/0 22:19	MIN
Dec 29	Vs NSH	2-0 (W) 3/2 16:05	MIN	MIN	0-1 0/1 14:26	MIN
Dec 31	@ PHX	0-0 1/-1 12:03	MIN	MIN	0-0 2/-1 20:13	MIN
Jan 2	Vs CBJ	0-0 0/0 11:56	MIN	MIN	0-0 4/-2 20:00	MIN
Jan 4	Vs MIN	0-0 1/0 8:34	MIN	MIN	0-0 4/0 23:43	MIN
Jan 6	@ NSH	0-0 0/0 15:27	0-0 3/0 10:33	MIN	0-1 4/2 20:23	MIN
Jan 8	Vs CHI	0-0 3/0 15:35	0-0 0/0 12:11	MIN	1-1 7/1 19:10	MIN
Jan 10	Vs PIT	1-1 (W) 3/2 11:26	0-0 1/1 10:16	MIN	1-1 1/0 22:16	MIN
Jan 13	@ CBJ	0-0 0/0 13:35	0-0 3/-1 9:02	MIN	1-0 1/-1 19:21	MIN
Jan 15	@ STL	1-0 2/1 11:14	0-0 1/-1 9:04	MIN	0-1 1/1 21:14	MIN
Jan 16	Vs EDM	0-1 2/0 16:39	INJ	MIN	0-0 6/-1 22:30	MIN
Jan 18	Vs CGY	1-0 3/0 13:37	INJ	MIN	1-2 (W) 6/2 22:58	MIN
Jan 21	Vs L.A.	1-0 5/1 13:49	MIN	MIN	0-0 5/0 23:16	MIN
Jan 27	Vs S.J.	0-0 1/0 13:40	MIN	MIN	0-0 9/-2 23:12	MIN
Jan 29	Vs TOR	0-0 0/-1 12:43	MIN	MIN	0-2 2/-1 19:32	MIN
Jan 31	Vs ANA	0-1 3/1 11:49	MIN	MIN	0-0 6/0 22:57	MIN
Feb 2	Vs CGY	0-1 8/0 14:21	MIN	MIN	0-2 5/0 18:41	MIN
Feb 5	Vs DAL	1-0 (W) 1/1 12:13	MIN	MIN	0-1 2/0 20:54	MIN
Feb 7	@ STL	0-0 0/-3 14:28	MIN	MIN	0-1 2/0 19:04	MIN
Feb 10	@ CBJ	0-0 0/-1 15:09	MIN	MIN	0-0 3/0 18:02	MIN
Feb 11	@ MIN	0-0 1/0 11:29	MIN	MIN	2-0 3/-1 18:59	MIN
Feb 13	Vs MTL	0-0 4/0 10:55	MIN	MIN	0-0 5/-3 20:13	MIN
Feb 15	@ DET	0-0 0/-2 14:35	MIN	MIN	0-1 1/1 19:48	MIN
Feb 17	Vs OTT	0-0 1/0 12:48	MIN	MIN	1-0 3/1 21:18	MIN
Feb 20	@ WSH	0-0 1/1 11:10	MIN	MIN	1-2 2/2 17:03	MIN
Feb 22	@ CAR	0-0 3/-2 8:55	MIN	MIN	0-0 3/-1 17:53	MIN
Feb 24	@ ATL	0-1 0/1 10:10	MIN	MIN	0-1 2/-2 23:36	MIN
Feb 26	@ N.J.	0-0 0/0 11:59	MIN	MIN	0-0 1/0 19:05	MIN
Feb 28	@ NYR	0-0 1/-1 12:43	MIN	MIN	1-0 5/-1 19:41	MIN
Mar 2	@ NYI	0-0 1/-1 14:36	MIN	MIN	2-0 6/0 21:47	MIN
Mar 4	Vs DET	0-0 0/0 7:23	MIN	MIN	0-1 2/2 20:01	MIN
Mar 8	@ CHI	INJ	MIN	MIN	1-1 4/2 18:16	MIN
Mar 10	Vs ATL	INJ	MIN	MIN	0-0 4/-2 20:10	MIN
Mar 12	Vs MIN	INJ	MIN	MIN	0-0 4/0 21:14	MIN
Mar 14	@ EDM	0-0 2/0 10:01	MIN	MIN	0-0 4/0 18:24	MIN
Mar 15	@ VAN	0-0 1/0 8:31	MIN	MIN	1-0 4/-1 23:34	MIN
Mar 17	@ MIN	1-0 5/1 15:23	MIN	MIN	1-0 4/0 22:04	MIN
Mar 19	Vs EDM	1-0 2/-2 14:15	MIN	MIN	0-0 1/0 17:56	MIN
Mar 22	@ S.J.	0-0 3/0 13:45	MIN	MIN	0-0 6/-2 20:04	MIN
Mar 25	Vs ANA	1-0 1/-2 15:45	MIN	MIN	0-0 5/-1 16:24	MIN
Mar 27	Vs VAN	0-0 3/0 17:59	MIN	0-0 1/0 10:33	0-0 3/-3 21:26	MIN
Mar 29	@ ANA	0-0 2/-2 14:13	MIN	0-0 0/0 12:47	0-1 3/0 20:41	MIN
Apr 1	Vs PHX	0-0 0/-2 19:45	MIN	0-0 0/-2 9:15	0-0 2/0 7:07	MIN
Apr 5	@ VAN	0-0 2/-1 12:58	MIN	MIN	INJ	MIN
Apr 7	@ S.J.	0-0 4/0 18:23	MIN	MIN	INJ	MIN
Apr 9	Vs DAL	0-0 1/0 16:37	MIN	MIN	INJ	0-0 1/0 7:59
Apr 11	Vs VAN	0-0 0/0 10:22	MIN	MIN	INJ	0-0 1/0 12:28
Apr 12	Vs STL	0-0 2/0 20:17	MIN	MIN	INJ	0-0 0/-1 9:22

Skaters: Goals-Assists (GameWinning or GameTying) Shots / (+/-) TOI



PLAYER GAME-BY-GAME

DateOpp		PARKER	CAMPBELL	RAYCROFT #1	BUDAJ #31
Oct 9	Vs BOS	INJ	MIN	DNP	5-20 L 59
Oct 12	@ EDM	INJ	MIN	DNP	3-19 L 60
Oct 14	@ CGY	INJ	MIN	DNP	5-35 L 59
Oct 16	Vs PHI	DND	MIN	2-18 W 60	DNP
Oct 18	@ DAL	MIN	MIN	4-30 W 60	DNP
Oct 20	@ L.A	MIN	MIN	DNP	3-29 W 60
Oct 23	Vs EDM	MIN	MIN	DNP	1-26 W 60
Oct 25	Vs BUF	MIN	MIN	DNP	1-30 W 65
Oct 28	@ CGY	MIN	MIN	DNP	3-30 L 59
Oct 30	Vs CBJ	MIN	MIN	4-14 L 40	0/3 19
Nov 2	Vs S.J	MIN	MIN	DNP	5-29 L 59
Nov 3	@ CHI	MIN	MIN	DNP	6-37 L 60
Nov 6	Vs MIN	-	MIN	DNP	3-20 L 58
Nov 8	Vs NSH	-	MIN	DNP	0-26 W 60
Nov 12	@ VAN	-	MIN	DNP	1-32 W 65
Nov 15	@ EDM	-	MIN	DNP	2-35 W 64
Nov 18	@ CGY	-	MIN	DNP	3-50 L 59
Nov 20	Vs CGY	-	MIN	DNP	1-33 L 59
Nov 22	@ L.A	-	MIN	DNP	3-30 W 65
Nov 24	@ ANA	-	MIN	1/5 20	3-19 L 40
Nov 26	Vs STL	-	MIN	DNP	1-22 W 60
Nov 28	@ PHX	-	MIN	DNP	2-20 L 59
Nov 29	Vs T.B	-	MIN	3-20 W 60	DNP
Dec 1	@ MIN	-	MIN	DNP	5-17 W 60
Dec 4	@ NSH	-	MIN	DNP	3-24 L 59
Dec 5	@ DAL	-	MIN	DNP	1-24 O 64
Dec 7	Vs VAN	-	MIN	DNP	4-38 W 65
Dec 9	Vs L.A	-	MIN	DNP	1-30 W 60
Dec 12	Vs CHI	-	MIN	DNP	4-30 L 58
Dec 15	@ DET	-	MIN	2-36 W 60	DNP
Dec 16	@ PHI	-	MIN	DNP	5-24 L 60
Dec 18	@ T.B	-	MIN	1-38 W 65	DNP
Dec 21	@ FLA	-	MIN	DNP	2-23 L 60
Dec 23	Vs PHX	-	MIN	4-23 W 62	DNP
Dec 27	Vs DET	-	MIN	DNP	3-44 W 65
Dec 29	Vs NSH	-	MIN	DNP	1-26 W 60
Dec 31	@ PHX	-	MIN	DNP	3-29 L 60
Jan 2	Vs CBJ	-	MIN	DNP	6-30 L 60
Jan 4	Vs MIN	-	MIN	DNP	2-37 L 60
Jan 6	@ NSH	-	MIN	1-23 W 60	DNP
Jan 8	Vs CHI	-	MIN	1-44 W 60	DNP
Jan 10	Vs PIT	-	MIN	3-24 W 60	DNP
Jan 13	@ CBJ	-	MIN	4-27 L 59	DNP
Jan 15	@ STL	-	MIN	DNP	4-25 L 59
Jan 16	Vs EDM	-	MIN	3-37 L 59	DNP
Jan 18	Vs CGY	-	MIN	DNP	2-41 W 60
Jan 21	Vs L.A	-	MIN	2-13 L 34	4-15 25
Jan 27	Vs S.J	-	MIN	2-37 L 60	DNP
Jan 29	Vs TOR	-	MIN	7-30 L 60	DNP
Jan 31	Vs ANA	-	MIN	DNP	4-31 L 59
Feb 2	Vs CGY	-	MIN	DNP	3-39 W 60
Feb 5	Vs DAL	-	MIN	DNP	2-24 W 60
Feb 7	@ STL	-	MIN	DNP	4-23 L 60
Feb 10	@ CBJ	-	MIN	DNP	3-30 L 60
Feb 11	@ MIN	-	MIN	3-26 L 59	DNP
Feb 13	Vs MTL	-	MIN	DNP	3-22 L 59
Feb 15	@ DET	-	MIN	5-45 W 65	DNP
Feb 17	Vs OTT	-	MIN	2-22 W 61	DNP
Feb 20	@ WSH	-	DND	1-29 W 60	DNP
Feb 22	@ CAR	-	DND	4-38 L 59	DNP
Feb 24	@ ATL	-	DND	DNP	4-26 L 58
Feb 26	@ N.J	-	MIN	4-32 L 60	DNP
Feb 28	@ NYR	-	MIN	3-21 47	3-9L 13
Mar 2	@ NYI	-	MIN	4-31 L 58	DNP
Mar 4	Vs DET	-	MIN	3-30 L 59	DNP
Mar 8	@ CHI	-	MIN	DNP	1-25 W 60
Mar 10	Vs ATL	-	MIN	DNP	2-35 L 59
Mar 12	Vs MIN	-	MIN	DNP	1-17 W 65
Mar 14	@ EDM	-	MIN	DNP	2-20 W 61
Mar 15	@ VAN	-	MIN	4-23 L 59	DNP
Mar 17	@ MIN	-	MIN	DNP	2-29 O 65
Mar 19	Vs EDM	-	MIN	DNP	8-24 L 60
Mar 22	@ S.J	-	MIN	2-27 L 59	DNP
Mar 25	Vs ANA	-	MIN	4/8 20	3-21 L 40
Mar 27	Vs VAN	-	MIN	4-34 L 60	DNP
Mar 29	@ ANA	-	MIN	DNP	4-31 L 60
Apr 1	Vs PHX	-	MIN	2-34 L 60	DNP
Apr 5	@ VAN	-	MIN	DNP	1-21 W 60
Apr 7	@ S.J	-	MIN	DNP	0-30 O 65
Apr 9	Vs DAL	-	MIN	DNP	2-39 O 65
Apr 11	Vs VAN	-	MIN	DNP	1-33 O 61
Apr 12	Vs STL	-	MIN	1-17 L 59	DNP

Goals: Goals Allowed / Shots Decision Minutes Played

SEASON RECAP



TEAM SCORING

GOALS - GAME	6 (4x)	last: Feb. 15 at Detroit
GOALS - PERIOD	4	Dec. 1 at Minnesota (2nd)
GOALS AGAINST - GAME	8	March 19 vs. Edmonton
GOALS AGAINST - PERIOD	5	Jan. 21 vs. Los Angeles (2nd)
FEWEST GOALS - GAME	0 (12x)	last: April 12 vs. St. Louis
FEWEST GOALS AGAINST - GAME	0	Nov. 8 vs. Nashville
MOST COMBINED GOALS - GAME	11 (4x)	last: Feb. 15 at Detroit
POWER PLAY GOALS - GAME	3 (2x)	last: Dec. 27 vs. Detroit
POWER PLAY GOALS AGAINST - GAME	3 (2x)	last: Dec. 1 at Minnesota
POWER PLAY GOALS - PERIOD	3	Dec. 27 vs. Detroit (1st)
SHORT-HANDED GOALS - GAME	1 (4x)	last: Jan. 31 vs. Anaheim
SHORT-HANDED GOALS AGAINST - GAME	2	Feb. 24 at Atlanta
BEST POWER PLAY PERCENTAGE - GAME	50% (3-6)	Dec. 27 vs. Detroit
BEST PENALTY KILLING PERCENTAGE - GAME	100% (8-8)	Feb. 22 at Carolina

SHOTS-ON-GOAL

SHOTS - GAME	48	Dec. 23 vs. Phoenix Feb. 13 vs. Montreal
SHOTS AGAINST - GAME	51	Nov. 18 at Calgary
SHOTS - PERIOD	20 (2x)	Oct. 9 vs. Boston (1st) Jan. 18 vs. Calgary (1st)
SHOTS AGAINST - PERIOD	19 (5x)	last: April 11 vs. Vancouver (1st)
FEWEST SHOTS - GAME	16	Oct. 20 at Los Angeles
FEWEST SHOTS AGAINST - GAME	17 (4x)	last: April 12 vs. St. Louis
FEWEST SHOTS - PERIOD (not including OT)	2 (2x)	last: Oct. 28 at Calgary (3rd)
FEWEST SHOTS AGAINST - PERIOD (not including OT)	2 (2x)	last: April 7 at San Jose (1st)

PENALTY MINUTES

PENALTY MINUTES - GAME	48	Feb. 28 at NY Rangers
PENALTY MINUTES BY OPPONENT - GAME	33	Oct. 30 vs. Columbus
COMBINED PENALTY MINUTES - GAME	80	Feb. 28 at NY Rangers
FEWEST PENALTY MINUTES - GAME	2 (2x)	last: Jan. 10 vs. Pittsburgh
FEWEST PENALTY MINUTES AGAINST - GAME	2 (4x)	last: March 17 at Minnesota
FEWEST COMBINED PENALTY MINUTES - GAME	4	Jan. 10 vs. Pittsburgh

WINNING / LOSING STREAKS

LONGEST WINNING STREAK	5 games	Oct. 16-25
HOME WINNING STREAK	4 games	Nov. 26 - Dec. 9
ROAD WINNING STREAK	2 games (4x)	last: March 8-14
LONGEST WITHOUT REGULATION LOSS	5 games	Oct. 16-25 (5-0-0)
LONGEST LOSING STREAK (regulation)	6 games (2x)	Feb. 22 - March 4 March 19 - April 1
LONGEST WINLESS STREAK	8 games	March 15 - April 1 (0-7-1)
HOME LOSING STREAK	4 games (2x)	Jan. 21-31 March 19 - April 1
ROAD LOSING STREAK	5 games (2x)	Jan. 13 - Feb. 11 Feb. 22 - March 2
HOME WINLESS STREAK	7 games	March 19 - April 12 (0-5-2)

COMEBACKS

LARGEST COMEBACK WIN	1 goal (16x)	last: March 14 at Edmonton
LARGEST LEAD BLOWN, DEFEAT	1 goal (16x)	last: April 9 vs. Dallas

INDIVIDUAL HIGHS

GOALS - GAME	2 (14x)	last: T.J. Galiardi, April 5 at Vancouver
ASSISTS - GAME	3 (5x)	last: Tyler Arnason, March 8 at Chicago
POINTS - GAME	4	Ryan Smyth, Dec. 23 vs. Phoenix
SHOTS - GAME	9	Ryan Smyth, Jan. 27 vs. San Jose
PENALTY MINUTES - GAME	22	Cody McCormick, March 8 at Chicago
BEST PLUS/MINUS RATIO - GAME	+4 (4x)	last: Adam Foote, Feb. 20 at Washington
MOST ICE TIME	32:33	Scott Hannan, April 7 at San Jose

INDIVIDUAL STREAKS

LONGEST POINT STREAK	7 games	Paul Stastny, Oct. 9-23
LONGEST GOAL STREAK	4 games	Milan Hejduk, Jan. 29 - Feb. 5
LONGEST ASSIST STREAK	6 games	Paul Stastny, Oct. 9-20



SEASON HIGHS / LOWS

GOALTENDING

SAVES - GAME	47	Peter Budaj, Nov. 18 at Calgary
SAVES - PERIOD	19	Andrew Raycroft, Jan. 8 vs. Chicago (3rd) Peter Budaj, April 11 vs. Vancouver (1st)
LONGEST WINNING STREAK	7 games	Andrew Raycroft, Nov. 29 - Jan. 10
LONGEST SHUTOUT STREAK	112:47	Peter Budaj, Nov. 6-12
MOST CONSECUTIVE STARTS	12 games	Peter Budaj, Nov. 2-28

FASTEST

FASTEST GOAL TO START - GAME	0:16	Ian Laperrriere, Feb. 15 at Detroit
FASTEST GOAL AGAINST TO START - GAME	0:28	R. Callahan, Feb. 28 at NY Rangers
FASTEST GOAL TO START - PERIOD	0:14	Darcy Tucker, March 15 at Vancouver (3rd)
FASTEST GOAL AGAINST TO START - PERIOD	0:13	James Neal, Oct. 18 at Dallas (2nd)
FASTEST TWO GOALS	0:25	Svatos 3:28, Hejduk 3:53 (1st), Dec. 9 vs. Los Angeles J. Iginia 19:32, D. Moss 19:50 (3rd), Nov. 18 at Calgary
FASTEST TWO GOALS - AGAINST	0:18	Nov. 18 at Calgary Wolski, Nov. 29 vs. Tampa Bay (17:21, 18:57 of 1st)
FASTEST TWO GOALS BY ONE PLAYER	1:36	P. Mueller, Dec. 31 at Phoenix (10:36, 12:41 of 2nd)
FASTEST TWO GOALS AGAINST - ONE PLAYER	2:05	Leopold 15:20, Wolski 17:21, Wolski 18:57 (1st), Nov. 29 vs. Tampa Bay
FASTEST THREE GOALS	3:37	R. Umberger 6:46, K. Huseinius 8:41, M. Pecca 9:11 (3rd), Jan. 13 at Columbus
FASTEST THREE GOALS - AGAINST	2:25	John-Michael Liles, March 14 at Edmonton
FASTEST OVERTIME GOAL	0:42	Henrik Sedin, April 11 vs. Vancouver
FASTEST OT GOAL - AGAINST	0:40	

HAT TRICKS

AVALANCHE (0)	None
OPPONENT (2)	Matt Cullen, Feb. 22 at Carolina Sam Gagner, March 19 vs. Edmonton

PENALTY SHOTS

AVALANCHE (2-2)	Milan Hejduk, Oct. 12 at Edmonton (goal vs. Mathieu Garon) Jordan Leopold, Dec. 15 at Detroit (goal vs. Chris Osgood)
OPPONENT (3-4)	Simon Gagne, Oct. 16 vs. Philadelphia (goal vs. Andrew Raycroft) Taylor Pyatt, Nov. 12 at Vancouver (goal vs. Peter Budaj) Rick Nash, Jan. 2 vs. Columbus (goal vs. Peter Budaj) Pavol Demitra, Mar. 27 vs. Vancouver (no goal vs. Andrew Raycroft)

EMPTY NET GOALS

AVALANCHE (0)	None
OPPONENT (9)	Jarome Iginla, Nov. 18 at Calgary Bryan McCabe, Dec. 21 at Florida David Backes, Jan. 15 at St. Louis Patrick Marleau, Jan. 27 vs. San Jose Tom Kostopoulos, Feb. 13 vs. Montreal Matt Cullen, Feb. 22 at Carolina Rich Peverley, March 10 vs. Atlanta Devin Setoguchi, March 22 at San Jose Zbynek Michalek, April 1 vs. Phoenix

PULLED GOALIE GOALS

AVALANCHE (4)	Darcy Tucker, Nov. 15 at Edmonton (19:49) Marek Svatos, Dec. 5 at Dallas (19:04) Chris Stewart, Feb. 24 at Atlanta (18:29) Milan Hejduk, March 4 vs. Detroit (18:19)
OPPONENT (1)	Shane Doan, Dec. 23 vs. Phoenix (19:12)

OVERTIME GOALS

AVALANCHE (3)	Brett Clark, Dec. 23 vs. Phoenix Wojtek Wolski, Feb. 17 vs. Ottawa John-Michael Liles, March 14 at Edmonton
OPPONENT (1)	Henrik Sedin, April 11 vs. Vancouver.



2008-09 SHOOTOUTS (13 GAMES, 9-4 RECORD)

Date	Opponent	Final Score	Shootout Score	COL	OPP	Deciding Goal	Goaltenders
10/25	BUFFALO	W, 2-1	3-2	3-5	2-5	SMYTH	Miller / BUDAJ
11/12	at Vancouver	W, 2-1	2-1	2-3	1-3	SVATOS	BUDAJ / Luongo
11/15	at Edmonton	W, 3-2	2-1	2-5	1-5	TUCKER	BUDAJ / Roloson
11/22	at Los Angeles	W, 4-3	2-0	2-2	0-2	SVATOS	BUDAJ / Ersberg
12/5	at Dallas	L, 1-2	1-2	1-4	2-4	Modano	BUDAJ / Turco
12/7	VANCOUVER	W, 5-4	3-1	3-3	1-2	SVATOS	Schneider / BUDAJ
12/18	at Tampa Bay	W, 2-1	1-0	1-2	0-3	HEJDUK	RAYCROFT / M. Smith
12/27	DETROIT	W, 4-3	1-0	1-3	0-3	WOLSKI	Conklin / BUDAJ
2/15	at Detroit	W, 6-5	2-1	2-5	1-5	LEOPOLD	RAYCROFT / Osgood
3/12	MINNESOTA	W, 2-1	2-0	2-2	0-2	WOLSKI	Backstrom / BUDAJ
3/17	at Minnesota	L, 2-3	1-2	1-3	2-3	Zidlicky	BUDAJ / Backstrom
4/7	at San Jose	L, 0-1	0-1	0-3	1-3	Pavelski	BUDAJ / Nabokov
4/9	DALLAS	L, 2-3	2-3	2-3	3-3	Ribeiro	Climie / BUDAJ

2008-09 SEASON

ALL TIME / CAREER

Team Totals	Att	Goals	Pct.	Team Totals	Att	Goals	Pct.
AVALANCHE	43	22	51.2	AVALANCHE	145	56	38.6
OPPONENT	43	14	32.5	OPPONENT	144	46	31.9

Players	Att	Goals	Pct.	Players	Att	Goals	Pct.	GDG
Arnason	-	-	-	Arnason (Chi, Col)	4	2	50.0	-
Foote	-	-	-	Foote (Cbj)	1	0	0.0	-
Guite	-	-	-	Guite	1	0	0.0	-
Hejduk	13	6	46.2	Hejduk	33	12	36.4	5
Hensick	1	0	0.0	Hensick	3	0	0.0	-
Jones, D.	-	-	-	Jones, D.	1	0	0.0	-
Laperriere	-	-	-	Laperriere	1	0	0.0	-
Leopold	1	1	100.0	Leopold	1	1	100.0	1
Liles	-	-	-	Liles	1	1	100.0	-
McLeod	-	-	-	McLeod	1	1	100.0	1
Sakic	1	0	0.0	Sakic	21	7	33.3	4
Smyth	4	1	25.0	Smyth (Edm, Col)	24	7	29.2	5
Stastny	-	-	-	Stastny	4	0	0.0	-
Stewart	1	0	0.0	Stewart	1	0	0.0	-
Svatos	9	3	33.3	Svatos	26	8	30.8	4
Tucker	1	1	100.0	Tucker (Tor, Col)	12	3	25.0	2
Wolski	12	10	83.3	Wolski	26	17	65.4	3

Goaltenders	W-L	Att	GA	Sv Pct.	Goaltenders	W-L	Att	GA	Sv Pct.
Budaj	7-4	35	13	.629	Budaj	11-15	85	37	.565
Raycroft	2-0	8	1	.875	Raycroft (Bos, Tor, Col)	5-8	48	17	.646



LAKE ERIE MONSTERS FINAL STATS

#	PLAYER	Pos	GP	G	A	PTS	+/-	PIM	PP	SH	GW	Shots	Sh%	
9	Philippe Dupuis	C	67	17	29	46	11	42	3	2	3	211	8.1%	
25	Chris Dumo	LW	76	18	27	45	-5	131	7	1	3	194	9.3%	
16	Matt Hendricks	C	43	14	15	29	1	71	5	1	5	107	13.1%	
39	*T.J. Galiardi	C	66	10	17	27	-10	32	3	1	2	120	8.3%	
38	Per Ledin	LW	58	11	12	23	5	55	2	1	2	96	11.5%	
8	*Ryan Wilson (total)	D	68	4	18	22	-11	81	4	0	0	79	5.1%	
	QC	D	60	4	16	20	-6	56	4	0	0	71	5.6%	
	LE	D	8	0	2	2	-5	25	0	0	0	8	0.0%	
27	*Nigel Williams	D	70	7	14	21	1	55	1	0	3	143	4.9%	
26	*Tom Fritsche	LW	48	10	10	20	-1	40	3	1	0	73	13.7%	
32	Codey Burki	C	54	9	10	19	2	32	1	0	0	66	13.6%	
5	*Derek Peltier	D	63	2	17	19	-1	32	0	0	0	56	3.6%	
3	Ray Macias	D	36	3	15	18	6	20	2	0	0	39	7.7%	
14	Mark McCutcheon	C	65	6	11	17	-6	70	0	0	0	86	7.0%	
10	Kyle Cumiskey	D	28	5	12	17	7	16	1	1	0	49	10.2%	
6	Mike Vernace	D	65	3	14	17	-4	52	0	0	1	80	3.8%	
37	T.J. Hensick	C	12	7	9	16	7	2	3	0	0	35	20.0%	
7	Nathan Smith	C	44	6	10	16	-6	42	1	1	2	71	8.5%	
22	*Chris Mueller	RW	59	5	11	16	1	23	0	1	0	72	6.9%	
51	Marty Sertich	C	24	7	8	15	1	22	4	0	2	31	22.6%	
4	Darcy Campbell	D	74	7	8	15	-2	61	2	0	2	100	7.0%	
21	Brian Willsie	RW	12	8	6	14	7	8	3	1	1	55	14.5%	
18	*Bryan Marshall	C	50	6	8	14	-3	24	1	0	0	70	8.6%	
11	Randy Rowe	LW	37	6	7	13	4	10	1	0	1	51	11.8%	
12	Mike McLean	LW	25	4	8	12	-3	8	0	0	0	34	11.8%	
20	Aaron MacKenzie	D	52	3	9	12	3	50	0	0	2	31	9.7%	
24	Chris Stewart	RW	19	5	6	11	-4	23	2	0	0	49	10.2%	
82	Jesse Boulerice	RW	41	4	3	7	-2	97	0	0	1	35	11.4%	
29	Wes O'Neill	D	54	1	5	6	-9	34	0	0	1	38	2.6%	
23	*David Marshall	RW	9	2	3	5	1	8	1	0	0	16	12.5%	
57	*Rob Drummond	C	11	2	1	3	-2	8	0	0	0	18	11.1%	
17	Mike Bartlett	RW	17	2	1	3	-3	8	0	0	0	12	16.7%	
23	*Matthew Ford (total)	RW	30	1	2	3	0	12	0	0	0	26	3.8%	
	HFD	RW	25	1	2	3	1	10	0	0	0	25	4.0%	
	LE	RW	5	0	0	0	-1	2	0	0	0	1	0.0%	
24	Robert Snowball	RW	7	1	1	2	4	15	0	0	0	1	100.0%	
41	*Justin Bowers	C	9	1	1	2	2	0	1	0	0	15	6.7%	
25	*Andrew Sarauer	LW	15	1	1	2	-2	8	0	0	0	16	6.3%	
36	J.D. Corbin	LW	19	1	1	2	-1	2	0	1	0	10	10.0%	
17	*Josh Aspenlind (total)	RW	29	1	1	2	-2	39	0	0	0	21	4.8%	
	BNG	RW	2	0	0	0	-1	0	0	0	0	0	0.0%	
	LE	RW	27	1	1	2	-1	39	0	0	0	21	4.8%	
9	*Ryan Cruthers	RW	5	0	2	2	-1	2	0	0	0	4	0.0%	
15	Ryan Del Monte	RW	5	0	2	2	-1	4	0	0	0	5	0.0%	
12	*Peder Skinner	C	3	1	0	1	0	2	0	0	0	3	33.3%	
21	Brandon Biggers	LW	6	1	0	1	-2	24	0	0	1	5	20.0%	
24	*Patrick Bordeleau	LW	3	0	1	1	2	17	0	0	0	2	0.0%	
2	*Kevin Montgomery	D	5	0	1	1	4	2	0	0	0	3	0.0%	
2	*David Schulz	D	8	0	1	1	-1	11	0	0	0	2	0.0%	
28	*Dan Henningson	D	10	0	1	1	-3	4	0	0	0	8	0.0%	
21	*Ryan Kinasewich	LW	1	0	0	0	0	0	0	0	0	0	0.0%	
6	*Mike Knight	D	2	0	0	0	0	2	0	0	0	1	0.0%	
2	*Gerard Miller	D	2	0	0	0	-1	4	0	0	0	1	0.0%	
2	*Cameron Ceppek	D	3	0	0	0	-2	0	0	0	0	1	0.0%	
21	*Aaron Brocklehurst	D	4	0	0	0	2	0	0	0	0	5	0.0%	
5	*Russ Sinkewich	D	5	0	0	0	-4	2	0	0	0	3	0.0%	
21	*Danick Bouchard (total)	RW	6	0	0	0	-4	2	0	0	0	8	0.0%	
	ALB	RW	2	0	0	0	-1	0	0	0	0	3	0.0%	
	LE	RW	4	0	0	0	-3	2	0	0	0	5	0.0%	
8	*Alex Penner	LW	8	0	0	0	-4	22	0	0	0	6	0.0%	
35	Jason Bacashihua	G	39	0	0	0	0	2	0	0	0	1	0.0%	
30	Tyler Weiman	G	44	0	0	0	0	13	0	0	0	0	0.0%	
	TOTALS		80	199	321	518	-22	1298	47	12	32	2167	9.1%	
#	GOALIE		GP	MNS	W	L	SOL	SO	EN	GA	GAA	SA	SVS	SV%
30	Tyler Weiman		44	2559	21	20	2	8	3	105	2.46	1236	1131	.915
35	Jason Bacashihua		39	2255	13	21	3	2	1	104	2.77	1098	994	.905
	TOTALS		80	4814	34	41	5	10	4	209	2.61	2334	2125	.910

* - rookie





JOHNSTOWN CHIEFS

PLAYER	CLUB (League)	REGULAR SEASON					PLAYOFFS				
		GP	G	A	PTS	PIM	GP	G	A	PTS	PIM
Ray Macias	Johnstown (ECHL)	8	1	5	6	4	-	-	-	-	-
Codey Burki	Johnstown (ECHL)	14	1	4	5	14	-	-	-	-	-
Mark McCutcheon	Johnstown (ECHL)	9	3	1	4	14	-	-	-	-	-
Wes O'Neill	Johnstown (ECHL)	6	0	1	1	0	-	-	-	-	-
Ian Keserich	Johnstown (ECHL)	33	0	1	1	2	-	-	-	-	-

GOALIES – REGULAR SEASON

PLAYER	CLUB (League)	GP	W	L	T	SO	GAA	SV%
Ian Keserich	Johnstown (ECHL)	32	13	14	2	1	3.14	.902

SYSTEM PLAYER STATS

PLAYER	CLUB (League)	REGULAR SEASON					PLAYOFFS				
		GP	G	A	PTS	PIM	GP	G	A	PTS	PIM
Johan Alcen	Brynäs (Sweden)	50	1	1	2	20	4	0	0	0	2
	Brynäs Jr. (Sweden Jr.)	1	3	4	7	0	-	-	-	-	-
Paul Carey	Boston College (Hockey East)	24	5	4	9	8	-	-	-	-	-
Mike Carman	Univ. of Minnesota (WCHA)	32	8	9	17	32	-	-	-	-	-
Joel Chouinard	Victoriaville (QMJHL)	64	12	23	35	65	4	0	1	1	6
Colby Cohen	Boston Univ. (Hockey East)	43	8	24	32	65	-	-	-	-	-
Nathan Condon	Fargo (USHL)	58	11	18	29	20	10	1	5	6	2
R. Demen-Williaume	Rogle BK (Sweden)	24	5	7	12	32	-	-	-	-	-
Cameron Gaunce	Mississauga (OHL)	67	17	47	64	110	11	4	6	10	20
Jens Hellgren	Boras HC (Sweden)	45	2	6	8	16	-	-	-	-	-
Jonas Holos	Farjestads BK (Sweden)	55	8	8	16	12	13	3	3	6	8
Cedric McNicoll	Shawinigan (QMJHL)	65	38	66	104	22	21	16	17	33	6
Brad Malone	North Dakota (WCHA)	41	5	12	17	75	-	-	-	-	-
Justin Mercier	Miami (Ohio) Univ. (CCHA)	40	14	15	29	58	-	-	-	-	-
Kevin Montgomery	London (OHL)	46	2	34	36	41	14	0	4	4	6
Mark Olver	Northern Michigan (CCHA)	40	16	19	35	84	-	-	-	-	-
Denis Parshin	CSKA Moscow (KHL)	48	12	16	28	34	-	-	-	-	-
Kevin Shattenkirk	Boston Univ. (Hockey East)	43	7	21	28	40	-	-	-	-	-
Ryan Stoa	Univ. of Minnesota (WCHA)	36	24	22	46	76	-	-	-	-	-
Kelsey Tessier	Quebec (QMJHL)	64	25	35	60	43	17	9	2	11	21
Brandon Yip	Boston Univ. (Hockey East)	45	20	23	43	118	-	-	-	-	-

GOALIES – REGULAR SEASON

PLAYER	CLUB (League)	GP	W	L	T	SO	GAA	SV%
Trevor Cann	Peterborough (OHL)	10	5	5	0	1	3.08	.926
	London (OHL)	42	30	10	1	5	2.51	.917
	Total	52	35	15	1	6	2.62	.919
Peter Delmas	Lewiston (QMJHL)	38	9	27	0	0	4.19	.864
Kent Patterson	Univ. of Minnesota (WCHA)	7	0	2	1	0	2.34	.925
Billy Sauer	Univ. of Michigan (CCHA)	13	5	6	0	2	2.02	.921

GOALIES – PLAYOFFS

PLAYER	CLUB (League)	GP	W	L	SO	GAA	S%
Trevor Cann	London (OHL)	13	9	4	0	2.83	.912
Peter Delmas	Lewiston (QMJHL)	2	0	2	0	11.96	.766



2009 STANLEY CUP PLAYOFFS RESULTS



EASTERN CONFERENCE QUARTERFINALS

SERIES 'A'

Thu	Apr 16	MONTREAL 2 AT BOSTON 4
Sat	Apr 18	MONTREAL 1 AT BOSTON 5
Mon	Apr 20	BOSTON 4 AT MONTREAL 2
Wed	Apr 22	BOSTON 4 AT MONTREAL 1

(BOSTON WON SERIES 4-0)

SERIES 'B'

Wed	Apr 15	NY RANGERS 4 AT WASHINGTON 3
Sat	Apr 18	NY RANGERS 1 AT WASHINGTON 0
Mon	Apr 20	WASHINGTON 4 AT NY RANGERS 0
Wed	Apr 22	WASHINGTON 1 AT NY RANGERS 2
Fri	Apr 24	NY RANGERS 0 AT WASHINGTON 4
Sun	Apr 26	WASHINGTON 5 AT NY RANGERS 3
Tue	Apr 28	NY RANGERS 1 AT WASHINGTON 2

(WASHINGTON WON SERIES 4-3)

SERIES 'C'

Wed	Apr 15	CAROLINA 1 AT NEW JERSEY 4
Fri	Apr 17	CAROLINA 2 AT NEW JERSEY 1 *
Sun	Apr 19	NEW JERSEY 3 AT CAROLINA 2 **
Tue	Apr 21	NEW JERSEY 3 AT CAROLINA 4
Thu	Apr 23	CAROLINA 0 AT NEW JERSEY 1
Sun	Apr 26	NEW JERSEY 0 AT CAROLINA 4
Tue	Apr 28	CAROLINA 4 AT NEW JERSEY 3

* TIM GLEASON SCORED AT 2:40 OF OVERTIME

** TRAVIS ZAJAC SCORED AT 4:58 OF OVERTIME

(CAROLINA WON SERIES 4-3)

SERIES 'D'

Wed	Apr 15	PHILADELPHIA 1 AT PITTSBURGH 4
Fri	Apr 17	PHILADELPHIA 2 AT PITTSBURGH 3 *
Sun	Apr 19	PITTSBURGH 3 AT PHILADELPHIA 6
Tue	Apr 21	PITTSBURGH 3 AT PHILADELPHIA 1
Thu	Apr 23	PHILADELPHIA 3 AT PITTSBURGH 0
Sat	Apr 25	PITTSBURGH 5 AT PHILADELPHIA 3

* BILL GUERIN SCORED AT 18:29 OF OVERTIME

(PITTSBURGH WON SERIES 4-2)

WESTERN CONFERENCE QUARTERFINALS

SERIES 'E'

Thu	Apr 16	ANAHEIM 2 AT SAN JOSE 0
Sun	Apr 19	ANAHEIM 3 AT SAN JOSE 2
Tue	Apr 21	SAN JOSE 4 AT ANAHEIM 3
Thu	Apr 23	SAN JOSE 0 AT ANAHEIM 4
Sat	Apr 25	ANAHEIM 2 AT SAN JOSE 3 *
Mon	Apr 27	SAN JOSE 1 AT ANAHEIM 4

* PATRICK MARLEAU SCORED AT 6:02 OF OVERTIME

(ANAHEIM WON SERIES 4-2)

SERIES 'F'

Thu	Apr 16	COLUMBUS 1 AT DETROIT 4
Sat	Apr 18	COLUMBUS 0 AT DETROIT 4
Tue	Apr 21	DETROIT 4 AT COLUMBUS 1
Thu	Apr 23	DETROIT 6 AT COLUMBUS 5

(DETROIT WON SERIES 4-0)

SERIES 'G'

Wed	Apr 15	ST. LOUIS 1 AT VANCOUVER 2
Fri	Apr 17	ST. LOUIS 0 AT VANCOUVER 3
Sun	Apr 19	VANCOUVER 3 AT ST. LOUIS 2 *
Tue	Apr 21	VANCOUVER 3 AT ST. LOUIS 2 *

* ALEXANDRE BURROWS SCORED AT 19:41 OF OVERTIME

(VANCOUVER WON SERIES 4-0)

SERIES 'H'

Thu	Apr 16	CALGARY 2 AT CHICAGO 3 *
Sat	Apr 18	CALGARY 2 AT CHICAGO 3
Mon	Apr 20	CHICAGO 2 AT CALGARY 4
Wed	Apr 22	CHICAGO 4 AT CALGARY 6
Sat	Apr 25	CALGARY 1 AT CHICAGO 5
Mon	Apr 27	CHICAGO 4 AT CALGARY 1

* MARTIN HAVLAT SCORED AT 0:12 OF OVERTIME

(CHICAGO WON SERIES 4-2)



EASTERN CONFERENCE SEMIFINALS

SERIES 'I'

Fri	May 1	CAROLINA 1 AT BOSTON 4
Sun	May 3	CAROLINA 3 AT BOSTON 0
Wed	May 6	BOSTON 2 AT CAROLINA 3 *
Fri	May 8	BOSTON 1 AT CAROLINA 4
Sun	May 10	CAROLINA 0 AT BOSTON 4
Tue	May 12	BOSTON 4 AT CAROLINA 2
Thu	May 14	CAROLINA 3 AT BOSTON 2 **

* JUSSI JOKINEN SCORED AT 2:48 OF OVERTIME

** SCOTT WALKER SCORED AT 18:46 OF OVERTIME

(CAROLINA WON SERIES 4-3)

SERIES 'J'

Sat	May 2	PITTSBURGH 2 AT WASHINGTON 3
Mon	May 4	PITTSBURGH 3 AT WASHINGTON 4
Wed	May 6	WASHINGTON 2 AT PITTSBURGH 3 *
Fri	May 8	WASHINGTON 3 AT PITTSBURGH 5
Sat	May 9	PITTSBURGH 4 AT WASHINGTON 3 **
Mon	May 11	WASHINGTON 5 AT PITTSBURGH 4 ***
Wed	May 13	PITTSBURGH 6 AT WASHINGTON 2

* KRIS LETANG SCORED AT 11:23 OF OVERTIME

** EVGENI MALKIN SCORED AT 3:28 OF OVERTIME

*** DAVID STECKEL SCORED AT 6:22 OF OVERTIME

(PITTSBURGH WON SERIES 4-3)

WESTERN CONFERENCE SEMIFINALS

SERIES 'K'

Fri	May 1	ANAHEIM 2 AT DETROIT 3
Sun	May 3	ANAHEIM 4 AT DETROIT 3 *
Tue	May 5	DETROIT 1 AT ANAHEIM 2
Thu	May 7	DETROIT 6 AT ANAHEIM 3
Sun	May 10	ANAHEIM 1 AT DETROIT 4
Tue	May 12	DETROIT 1 AT ANAHEIM 2
Thu	May 14	ANAHEIM 3 AT DETROIT 4

* TODD MARCHANT SCORED AT 41:15 OF OVERTIME

(DETROIT WON SERIES 4-3)

SERIES 'L'

Thu	Apr 30	CHICAGO 3 AT VANCOUVER 5
Sat	May 2	CHICAGO 6 AT VANCOUVER 3
Tue	May 5	VANCOUVER 3 AT CHICAGO 1
Thu	May 7	VANCOUVER 1 AT CHICAGO 2 *
Sat	May 9	CHICAGO 4 AT VANCOUVER 2
Mon	May 11	VANCOUVER 5 AT CHICAGO 7

* ANDREW LADD SCORED AT 2:52 OF OVERTIME

(CHICAGO WON SERIES 4-2)

EASTERN CONFERENCE FINALS

SERIES 'M'

Mon	May 18	CAROLINA 2 AT PITTSBURGH 3
Thu	May 21	CAROLINA 4 AT PITTSBURGH 7
Sat	May 23	PITTSBURGH 6 AT CAROLINA 2
Tue	May 26	PITTSBURGH 4 AT CAROLINA 1

(PITTSBURGH WON SERIES 4-0)

WESTERN CONFERENCE FINALS

SERIES 'N'

Sun	May 17	CHICAGO 2 AT DETROIT 5
Tue	May 19	CHICAGO 2 AT DETROIT 3 *
Fri	May 22	DETROIT 3 AT CHICAGO 4 **
Sun	May 24	DETROIT 6 AT CHICAGO 1
Wed	May 27	CHICAGO 1 AT DETROIT 2 ***

* MIKAEL SAMUELSSON SCORED AT 5:14 OF OVERTIME

** PATRICK SHARP SCORED AT 1:52 OF OVERTIME

*** DARREN HELM SCORED AT 3:58 OF OVERTIME

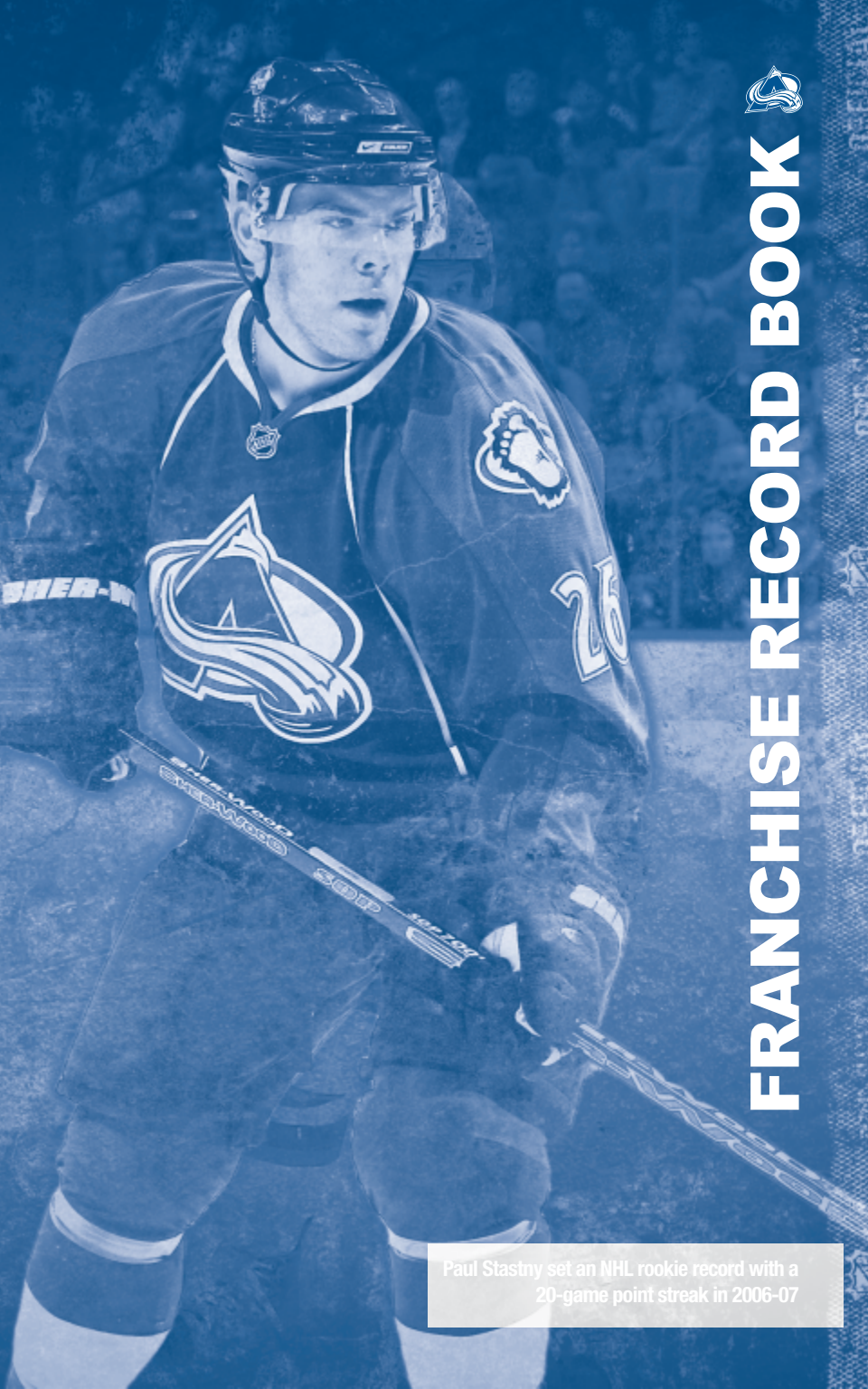
(DETROIT WON SERIES 4-1)

STANLEY CUP FINALS

SERIES 'O'

Sat	May 30	PITTSBURGH 1 AT DETROIT 3
Sun	May 31	PITTSBURGH 1 AT DETROIT 3
Tue	June 2	DETROIT 2 AT PITTSBURGH 4
Thu	June 4	DETROIT 2 AT PITTSBURGH 4
Sat	June 6	PITTSBURGH 0 AT DETROIT 5
Tue	June 9	DETROIT 1 AT PITTSBURGH 2
Fri	June 12	PITTSBURGH 2 AT DETROIT 1

(PITTSBURGH WON SERIES 4-3)



FRANCHISE RECORD BOOK

Paul Stastny set an NHL rookie record with a 20-game point streak in 2006-07



YEAR-BY-YEAR RECORD

YEAR	GP	W	L	T	OTL	PTS	FINISHED	PLAYOFFS
1979-80	80	25	44	11	0	61	5th, Adams	None
1980-81	80	30	32	18	0	78	4th, Adams	Lost Prelim. Round
1981-82	80	33	31	16	0	82	4th, Adams	Lost Conf. Championship
1982-83	80	34	34	12	0	80	4th, Adams	Lost Div. Semi-Final
1983-84	80	42	28	10	0	94	3rd, Adams	Lost Div. Final
1984-85	80	41	30	9	0	91	2nd, Adams	Lost Conf. Championship
1985-86	80	43	31	6	0	92	1st, Adams	Lost Div. Semi-Final
1986-87	80	31	39	10	0	72	4th, Adams	Lost Div. Final
1987-88	80	32	43	5	0	69	5th, Adams	None
1988-89	80	27	46	7	0	61	5th, Adams	None
1989-90	80	12	61	7	0	31	5th, Adams	None
1990-91	80	16	50	14	0	46	5th, Adams	None
1991-92	80	20	48	12	0	52	5th, Adams	None
1992-93	84	47	27	10	0	104	2nd, Adams	Lost Div. Semi-Final
1993-94	84	34	42	8	0	76	5th, Northeast	None
1994-95	48	30	13	5	0	65	1st, Northeast	Lost Conf. Quarter-Final
1995-96	82	47	25	10	0	104	1st, Pacific	Won Stanley Cup
1996-97	82	49	24	9	0	107	1st, Pacific	Lost Conf. Final
1997-98	82	39	26	17	0	95	1st, Pacific	Lost Conf. Quarter-Final
1998-99	82	44	28	10	0	98	1st, Northwest	Lost Conf. Final
1999-00	82	42	28	11	1	96	1st, Northwest	Lost Conf. Final
2000-01	82	52	16	10	4	118	1st, Northwest	Won Stanley Cup
2001-02	82	45	28	8	1	99	1st, Northwest	Lost Conf. Final
2002-03	82	42	19	13	8	105	1st, Northwest	Lost Conf. Quarter-Final
2003-04	82	40	22	13	7	100	2nd, Northwest	Lost Conf. Semi-Final
2004-05	-	-	-	-	-	-	-	-
2005-06	82	43	30	-	9	95	2nd, Northwest	Lost Conf. Semi-Final
2006-07	82	44	31	-	7	95	4th, Northwest	None
2007-08	82	44	31	-	7	95	2nd, Northwest	Lost Conf. Semi-Final
2008-09	82	32	45	-	5	69	5th, Northwest	None
Totals (QUE)	1256	497	599	160	0			
Totals (COL)	1066	563	353	101	49			
Overall Totals	2322	1060	952	261	49			

PLAYOFF RECORD

YEAR	GP	W	L	FINISHED
1981	5	2	3	Lost Prelim. Round
1982	16	7	9	Lost Conf. Championship
1983	4	1	3	Lost Div. Semi-Final
1984	9	5	4	Lost Div. Final
1985	18	9	9	Lost Conf. Championship
1986	3	0	3	Lost Div. Semi-Final
1987	13	7	6	Lost Div. Final
1993	6	2	4	Lost Div. Semi-Final
1995	6	2	4	Lost Conf. Quarter-Final
1996	22	16	6	Won Stanley Cup
1997	17	10	7	Lost Conf. Final
1998	7	3	4	Lost Conf. Quarter-Final
1999	19	11	8	Lost Conf. Final
2000	17	11	6	Lost Conf. Final
2001	23	16	7	Won Stanley Cup
2002	21	11	10	Lost Conf. Final
2003	7	3	4	Lost Conf. Quarter-Final
2004	11	6	5	Lost Conf. Semi-Final
2006	9	4	5	Lost Conf. Semi-Final
2008	10	4	6	Lost Conf. Semi-Final
Playoffs (QUE)	80	35	45	
Playoffs (COL)	163	95	68	
Playoff Totals	243	130	113	



ALL-TIME RECORD

HOME RECORD

YEAR	GP	W	L	T	OTL
1979-80	40	17	16	7	-
1980-81	40	18	11	11	-
1981-82	40	24	13	3	-
1982-83	40	23	10	7	-
1983-84	40	24	11	5	-
1984-85	40	24	12	4	-
1985-86	40	23	13	4	-
1986-87	40	20	13	7	-
1987-88	40	15	23	2	-
1988-89	40	16	20	4	-
1989-90	40	8	26	6	-
1990-91	40	9	23	8	-
1991-92	40	18	19	3	-
1992-93	42	23	17	2	-
1993-94	42	19	17	6	-
1994-95	24	19	1	4	-
1995-96	41	24	10	7	-
1996-97	41	26	10	5	-
1997-98	41	21	10	10	-
1998-99	41	21	14	6	-
1999-00	41	25	12	4	0
2000-01	41	28	6	5	2
2001-02	41	24	12	4	1
2002-03	41	21	9	8	3
2003-04	41	19	14	6	2
2004-05	-	-	-	-	-
2005-06	41	25	10	-	6
2006-07	41	22	16	-	3
2007-08	41	27	12	-	2
2008-09	41	18	21	-	2
Totals	1161	601	401	138	21

ROAD RECORD

YEAR	GP	W	L	T	OTL
1979-80	40	8	28	4	-
1980-81	40	12	21	7	-
1981-82	40	9	18	13	-
1982-83	40	11	24	5	-
1983-84	40	18	17	5	-
1984-85	40	17	18	5	-
1985-86	40	20	18	2	-
1986-87	40	11	26	3	-
1987-88	40	17	20	3	-
1988-89	40	11	26	3	-
1989-90	40	4	35	1	-
1990-91	40	7	27	6	-
1991-92	40	2	29	9	-
1992-93	42	24	10	8	-
1993-94	42	15	25	2	-
1994-95	24	11	12	1	-
1995-96	41	23	15	3	-
1996-97	41	23	14	4	-
1997-98	41	18	16	7	-
1998-99	41	23	14	4	-
1999-00	41	17	16	7	1
2000-01	41	24	10	5	2
2001-02	41	21	16	4	0
2002-03	41	21	10	5	5
2003-04	41	21	8	7	5
2004-05	-	-	-	-	-
2005-06	41	18	20	-	3
2006-07	41	22	15	-	4
2007-08	41	17	19	-	5
2008-09	41	14	24	-	3
Totals	1161	459	551	123	28

RECORD BY MONTH

Year	October	November	December	January	February	March	April
1979-80	3-5-1	4-7-3	8-5-1	4-6-2	3-9-1	3-10-1	0-2-2
1980-81	1-6-3	4-6-3	5-6-2	2-8-5	10-2-0	8-2-4	0-2-1
1981-82	7-6-0	7-4-4	5-5-1	6-5-3	4-3-5	2-7-3	2-1-0
1982-83	6-4-1	6-6-1	5-4-4	7-7-0	4-5-4	4-8-2	2-0-0
1983-84	7-5-1	6-6-2	7-5-0	8-2-3	7-5-1	7-5-3	-
1984-85	4-6-1	7-5-0	5-5-5	8-4-1	7-4-1	8-4-1	2-2-0
1985-86	8-2-1	4-8-0	7-5-1	9-4-1	6-7-1	8-4-1	1-1-1
1986-87	6-3-2	6-6-2	4-8-2	3-9-1	5-6-1	4-7-2	3-0-0
1987-88	5-4-1	5-7-0	6-6-1	5-8-1	5-8-1	6-8-1	0-2-0
1988-89	5-7-0	3-9-2	5-7-2	5-6-2	4-8-0	5-7-1	0-2-0
1989-90	3-8-1	3-11-1	1-6-4	2-11-0	2-11-0	1-13-1	0-1-0
1990-91	3-7-3	1-11-2	5-7-2	2-8-2	1-9-2	4-8-3	-
1991-92	2-9-1	4-8-1	5-5-3	1-10-1	1-9-3	5-7-2	2-0-1
1992-93	7-3-1	6-5-4	9-4-1	6-4-2	7-4-1	8-4-1	4-3-0
1993-94	5-6-1	3-6-3	8-5-1	4-8-0	4-8-0	7-6-2	3-3-1
1994-95	-	-	-	5-0-0	8-4-2	10-4-1	6-5-2
1995-96	7-3-1	8-2-3	7-6-1	4-4-4	9-3-1	8-5-0	4-2-0
1996-97	8-4-1	8-2-3	7-4-1	8-2-3	7-4-0	8-5-1	3-3-0
1997-98	7-2-5	6-4-3	8-2-4	5-5-4	5-1-0	6-7-0	2-5-1
1998-99	2-6-1	6-5-1	8-6-1	9-2-1	5-3-4	9-4-2	5-2-0
1999-00	5-5-2-1	6-5-1-0	7-5-1-0	7-4-3-0	3-7-3-0	10-2-1-0	4-0-0-0
2000-01	9-1-2-0	8-3-1-0	8-4-2-0	10-0-3-1	5-4-1-1	10-3-0-2	2-1-1-0
2001-02	7-6-0-0	6-6-1-0	9-3-3-0	8-3-2-1	4-2-1-0	7-6-0-0	4-2-1-0
2002-03	4-1-3-2	4-5-5-1	6-3-1-2	6-5-2-0	10-1-0-2	10-3-2-1	2-1-0-0
2003-04	5-4-0-0	9-3-2-1	4-3-5-0	11-1-2-2	4-4-2-2	6-7-2-1	1-0-0-1
2004-05	-	-	-	-	-	-	-
2005-06	6-4-1	8-5-2	6-8-0	9-2-2	4-2-1	7-5-2	3-4-1
2006-07	5-4-2	7-7-0	6-7-0	7-3-2	5-8-1	11-1-2	3-1-0
2007-08	7-4-0	6-6-1	8-5-2	6-5-1	6-6-2	9-5-1	2-0-0
2008-09	5-5-0	6-7-0	8-5-1	4-9-0	5-8-0	3-9-1	1-2-3

(note: the Nordiques played one game in May - 5/3/95, a 4-1 win over Hartford)

GENERAL MANAGERS, HEAD COACHES



GENERAL MANAGERS

NAME	YEAR
Maurice Filion	1979-80 to 1987-88
Martin Madden/Maurice Filion	1988-89 to 1989-90
Pierre Page	1990-91 to 1993-94
Pierre Lacroix	1994-95 to 2005-06
Francois Giguere	2006-07 to 2008-09
Greg Sherman	2009-10

ALL-TIME COACHES

	YEARS	GM	Regular Season			Pct.	Playoffs	
			W	L	T/OT		W	L
Jacques Demers	1979-80	80	25	44	11	.381	0	0
Totals	1 Season	80	25	44	11	.381	0	0
Maurice Filion	1980-81	6	1	3	2	.333	0	0
Totals	1 Season	6	1	3	2	.333	0	0
Michel Bergeron	1980-81	74	29	29	16	.507	2	3
Michel Bergeron	1981-82	80	33	31	16	.513	7	9
Michel Bergeron	1982-83	80	34	34	12	.500	1	3
Michel Bergeron	1983-84	80	42	28	10	.587	5	4
Michel Bergeron	1984-85	80	41	30	9	.569	9	9
Michel Bergeron	1985-86	80	43	31	6	.575	0	3
Michel Bergeron	1986-87	80	31	39	10	.450	7	6
Michel Bergeron	1989-90	80	12	61	7	.194	0	0
Totals	7 Seasons	634	265	283	86	.486	31	37
Andre Savard	1987-88	24	10	13	1	.438	0	0
Totals	1 Season	24	10	13	1	.438	0	0
Ron Lapointe	1987-88	56	22	30	4	.429	0	0
Ron Lapointe	1988-89	33	11	20	2	.364	0	0
Totals	2 Seasons	89	33	50	6	.404	0	0
Jean Perron	1988-89	47	16	26	5	.394	0	0
Totals	1 Season	47	16	26	5	.394	0	0
Dave Chambers	1990-91	80	16	50	14	.288	0	0
Dave Chambers	1991-92	18	3	14	1	.194	0	0
Totals	2 Seasons	98	19	64	15	.270	0	0
Pierre Page	1991-92	62	17	34	11	.363	0	0
Pierre Page	1992-93	84	47	27	10	.619	2	4
Pierre Page	1993-94	84	34	42	8	.452	0	0
Totals	3 Seasons	230	98	103	29	.489	2	4
Marc Crawford	1994-95	48	30	13	5	.677	2	4
Marc Crawford	1995-96	82	47	25	10	.634	16	6
Marc Crawford	1996-97	82	49	24	9	.652	10	7
Marc Crawford	1997-98	82	39	26	17	.579	3	4
Totals	4 Seasons	294	165	88	41	.631	31	21
Bob Hartley	1998-99	82	44	28	10	.598	11	8
Bob Hartley	1999-00	82	42	29	11	.579	11	6
Bob Hartley	2000-01	82	52	20	10	.695	16	7
Bob Hartley	2001-02	82	45	29	8	.598	11	10
Bob Hartley	2002-03	31	10	12	9	.468	0	0
Totals	5 Seasons	359	193	118	48	.604	49	31
Tony Granato	2002-03	51	32	15	4	.667	3	4
Tony Granato	2003-04	82	40	29	13	.567	6	5
Tony Granato	2008-09	82	32	45	5	.421	0	0
Totals	3 Seasons	215	104	89	22	.535	9	9
Joel Quenneville	2005-06	82	43	30	9	.579	4	5
Joel Quenneville	2006-07	82	44	31	7	.579	0	0
Joel Quenneville	2007-08	82	44	31	7	.579	4	6
Totals	3 Seasons	246	131	92	23	.579	8	11



ASSISTANT COACHES, CAPTAINS

ASSISTANT COACHES

	YEAR		YEAR
Andre Boudrias	1979-80	Andre Savard, Clement Jodoin	1992-93
Andre Boudrias, Michel Bergeron	1980-81	Clement Jodoin, Lucien Deblois	1993-94
Charles Thiffault	1981-82	Jacques Martin, Joel Quenneville	1994-95
Jacques Martin, Don Jackson, Simon Nolet, Charles Thiffault	1982-83	Joel Quenneville, Jacques Cloutier, Jacques Martin	1995-96
Simon Nolet, Charles Thiffault	1983-84	Joel Quenneville, Jacques Cloutier, Mike Foligno	1996-97
Don Jackson, Andre Savard, Simon Nolet, Guy Lapointe	1984-85	Jacques Cloutier, Mike Foligno	1997-98
Simon Nolet, Ron Harris	1985-86	Jacques Cloutier, Bryan Trottier	1998-2001
Simon Nolet, Charles Thiffault, Guy Lapointe	1986-87	Jacques Cloutier, Eric Lacroix, Bryan Trottier	2001-02
Guy Lapointe, Alain Chainey	1987-88	Jacques Cloutier, Tony Granato, Paul Jerrard, Rick Tocchet	2002-03
Guy Lapointe, Alain Chainey, Serge Aubry	1988-89	Jacques Cloutier, Rick Tocchet	2003-04
Guy Lapointe, Alain Chainey, Serge Aubry, Robbie Forek	1989-90	Jacques Cloutier, Tony Granato	2005-06
Jacques Martin, Robbie Forek	1990-91	Jacques Cloutier, Tony Granato, Jeff Hackett	2006-08
Jacques Martin, Don Jackson, Andre Savard	1991-92	Jacques Cloutier, Dave Barr, Jeff Hackett	2008-09

CAPTAINS

	YEAR		YEAR
Marc Tardif	1979-80 to 1980-81	Peter Stastny	1986-87 to 1989-90
Robbie Forek, Andre Dupont	1981-82	Joe Sakic, Steven Finn	1990-91
Mario Marois	1982-83 to 1984-85	Mike Hough	1991-92
Mario Marois, Peter Stastny	1985-86	Joe Sakic	1992-93 to 2008-09

MOST TEAM GOALS, FRANCHISE HISTORY

G	DATE (Final Score)	G	DATE (Final Score)
12	Dec. 5, 1995 vs. San Jose (12-2)	10	March 6, 1993 vs. NY Rangers (10-2)
12	Oct. 20, 1984 at Toronto (12-3)	10	March 5, 1992 at Hartford (10-4)
12	Feb. 1, 1983 vs. Hartford (12-3)	10	Feb. 10, 1985 at Hartford (10-4)
11	March 26, 1995 at Ottawa (11-4)	10	Dec. 29, 1984 vs. Pittsburgh (10-2)
11	Oct. 22, 1983 vs. Minnesota North Stars (11-2)	10	March 5, 1983 vs. Hartford (10-3)
11	Feb. 22, 1981 at Washington (11-7)	10	Dec. 7, 1982 vs. Boston (10-5)

RECORDS VS. SINGLE OPPONENT

MOST POINTS VS. ONE TEAM, CAREER

Peter Stastny	115	vs. Hartford/Carolina
Joe Sakic	103	vs. Calgary
Joe Sakic	99	vs. Edmonton
Michel Goulet	98	vs. Hartford/Carolina
Joe Sakic	97	vs. Vancouver

MOST GOALS VS. ONE TEAM, CAREER

Michel Goulet	60	vs. Hartford/Carolina
Michel Goulet	50	vs. Montreal
Michel Goulet	42	vs. Boston
Joe Sakic	40	vs. Calgary

MOST ASSISTS VS. ONE TEAM, CAREER

Peter Stastny	77	vs. Hartford/Carolina
Peter Stastny	69	vs. Boston
Joe Sakic	66	vs. Vancouver
Joe Sakic	63	vs. Calgary

MOST POINTS VS. ONE TEAM, SEASON

Joe Sakic	20	2006-07 vs. Calgary
Peter Stastny	20	1987-88 vs. Hartford
Peter Stastny	18	1982-83 vs. Hartford

MOST GOALS VS. ONE TEAM, SEASON

Michel Goulet	13	1982-83 vs. Hartford
Michel Goulet	11	1981-82 vs. Hartford
Michel Goulet	9	1987-88 vs. Montreal
Michel Goulet	9	1986-87 vs. Buffalo

MOST ASSISTS VS. ONE TEAM, SEASON

Joe Sakic	15	2006-07 vs. Calgary
Peter Stastny	14	1987-88 vs. Hartford
Peter Stastny	13	1981-82 vs. Boston
Peter Stastny	13	1982-83 vs. Hartford



REGULAR SEASON HOME ATTENDANCE

SEASON	GM	TOTAL	AVERAGE	SELLOUTS	RANK
1979-80	40	429,672	10,742	5	-
1980-81	40	489,096	12,227	18	-
1981-82	40	604,817	15,120	24	-
1982-83	40	602,318	15,058	22	-
1983-84	40	599,420	14,986	22	-
1984-85	40	594,712	14,868	15	-
1985-86	40	591,376	14,784	16	-
1986-87	40	593,289	14,832	17	-
1987-88	40	597,707	14,943	14	-
1988-89	40	581,795	14,545	9	-
1989-90	40	603,193	15,080	8	-
1990-91	40	567,762	14,194	4	-
1991-92	40	558,967	13,974	3	-
1992-93	42	613,479	14,607	17	-
1993-94	42	600,695	14,302	3	-
1994-95	24	299,353	14,261	8	-
1995-96	41	656,708	16,017	38	-
1996-97	41	658,501	16,061	41	-
1997-98	41	658,501	16,061	41	-
1998-99	41	658,501	16,061	41	-
1999-00	41	738,287	18,007	41	-
2000-01	41	738,287	18,007	41	8th
2001-02	41	738,287	18,007	41	10th
2002-03	41	738,287	18,007	41	10th
2003-04	41	738,287	18,007	41	10th
2004-05	-	-	-	-	-
2005-06	41	738,287	18,007	41	11th
2006-07	41	722,127	17,613	15	13th
2007-08	41	690,552	16,843	13	17th
2008-09	41	632,602	15,429	7	26th
TOTAL	1161	18,034,865	15,534	647	-
Colorado Totals	533	9,107,214	17,087	442	-
Pepsi Center	369	6,475,003	17,547	281	-

AVALANCHE PLAYOFF ATTENDANCE (SINCE 1995-96)

SEASON	GM	TOTAL	AVERAGE	SELLOUTS
1995-96	11	176,671	16,061	11
1996-97	9	144,549	16,061	9
1997-98	4	64,244	16,061	4
1998-99	9	144,549	16,061	9
1999-00	9	162,063	18,007	9
2000-01	13	234,091	18,007	13
2001-02	11	198,077	18,007	11
2002-03	4	72,028	18,007	4
2003-04	6	108,042	18,007	6
2005-06	4	72,028	18,007	4
2007-08	5	90,035	18,007	5
Colorado	85	1,466,377	17,251	85

RECORD SELLOUT STREAK

The Avalanche registered 487 consecutive sellouts from Nov. 9, 1995 to Oct. 14, 2006, the longest recorded streak in NHL history. That run came to an end on Oct. 16, 2006 against Chicago, the team's first non-sellout crowd since Nov. 1, 1995. The Avalanche celebrated its 500th sellout since the franchise moved to Denver with a 3-1 victory over the Detroit Red Wings on Jan. 20, 2007. To date, the Avalanche has sold out 527 of 618 home games, including playoffs (85.3%).



GAMES PLAYED

Joe Sakic	1378
Adam Foote	853
Michel Goulet	813
Milan Hejduk	783
Peter Stastny	737
Alain Cote	696
Anton Stastny	650
Steven Finn	605
Peter Forsberg	589
Paul Gillis	576

GOALS

Joe Sakic	625
Michel Goulet	456
Peter Stastny	380
Milan Hejduk	312
Anton Stastny	252
Peter Forsberg	217
Valeri Kamensky	166
Dale Hunter	142
Adam Deadmarsh	138
Alex Tanguay	137

ASSISTS

Joe Sakic	1016
Peter Stastny	668
Peter Forsberg	538
Michel Goulet	489
Anton Stastny	384
Milan Hejduk	345
Dale Hunter	322
Alex Tanguay	263
Valeri Kamensky	248
Mats Sundin	199

POINTS

Joe Sakic	1641
Peter Stastny	1048
Michel Goulet	945
Peter Forsberg	755
Milan Hejduk	657
Anton Stastny	636
Dale Hunter	464
Valeri Kamensky	414
Alex Tanguay	400
Mats Sundin	334

APPEARANCES

Patrick Roy	478
Dan Bouchard	225
Mario Gosselin	192
Stephane Fiset	188
Peter Budaj	182
David Aebischer	174
Ron Tugnutt	153
Clint Malarchuk	140
Jose Theodore	91
Craig Billington	67

WINS

Patrick Roy	262
Dan Bouchard	107
David Aebischer	89
Stephane Fiset	84
Peter Budaj	81
Mario Gosselin	79
Clint Malarchuk	62
Jose Theodore	42
Ron Tugnutt	35
Craig Billington	30

PENALTY MINUTES

Dale Hunter	1562
Steven Finn	1514
Paul Gillis	1351
Adam Foote	1182
Randy Moller	1002
Mario Marois	778
Adam Deadmarsh	723
Peter Stastny	687
Gord Donnelly	668
Jeff Odgers	634

POWER-PLAY GOALS

Joe Sakic	205
Michel Goulet	146
Peter Stastny	120
Milan Hejduk	114
Anton Stastny	80
Peter Forsberg	57
Valeri Kamensky	51
Owen Nolan	49
Adam Deadmarsh	45
Mike Ricci	42

SHORT-HANDED GOALS

Joe Sakic	32
Peter Forsberg	15
Michel Goulet	15
Alain Cote	10
Scott Young	10
Mike Hough	9
Dale Hunter	9
Mats Sundin	8
Stephane Yelle	7
(3) Players Tied	6

GAME-WINNING GOALS

Joe Sakic	86
Milan Hejduk	52
Michel Goulet	48
Peter Stastny	43
Peter Forsberg	38
Anton Stastny	31
Claude Lemieux	23
Valeri Kamensky	22
Alex Tanguay	22
(2) Players Tied	21

MULTI-POINT GAMES

Joe Sakic	473
Peter Stastny	313
Michel Goulet	256
Peter Forsberg	222
Anton Stastny	167
Milan Hejduk	166
Dale Hunter	117
Alex Tanguay	106
Valeri Kamensky	103

GOALS BY DEFENSEMAN

Sandis Ozolins	72
Rob Blake	62
Adam Foote	56
John-Michael Liles	56
Jeff Brown	53
Alexei Gusarov	38
Mario Marois	38
Curtis Leschyshyn	34
Randy Moller	33
Normand Rochefort	32

ASSISTS BY DEFENSEMAN

Adam Foote	186
Sandis Ozolins	181
Mario Marois	162
Rob Blake	146
John-Michael Liles	142
Alexei Gusarov	121
Randy Moller	119
Jeff Brown	117
Curtis Leschyshyn	107
Normand Rochefort	104

POINTS BY DEFENSEMAN

Sandis Ozolins	253
Adam Foote	242
Rob Blake	208
Mario Marois	200
John-Michael Liles	198
Jeff Brown	170
Alexei Gusarov	159
Randy Moller	152
Curtis Leschyshyn	141
Normand Rochefort	136

SHUTOUTS

Patrick Roy	37
David Aebischer	13
Peter Budaj	7
Stephane Fiset	6
Mario Gosselin	6
Dan Bouchard	5
Clint Malarchuk	5
Marc Denis	3
Jose Theodore	3

GOALS-AGAINST AVERAGE

MINIMUM 50 GAMES

Patrick Roy	2.27
David Aebischer	2.35
Craig Billington	2.61
Peter Budaj	2.75
Jose Theodore	2.76
Jocelyn Thibault	2.96
Stephane Fiset	3.32
Ron Hextall	3.45
Dan Bouchard	3.60
Clint Malarchuk	3.62

SAVE PERCENTAGE

MINIMUM 50 GAMES

Patrick Roy	.918
David Aebischer	.915
Craig Billington	.910
Peter Budaj	.902
Jose Theodore	.902
Jocelyn Thibault	.897
Stephane Fiset	.892
Ron Hextall	.888
Jacques Cloutier	.881
Clint Malarchuk	.881

MINUTES

Patrick Roy	28317
Dan Bouchard	13370
Mario Gosselin	10525
Stephane Fiset	10384
Peter Budaj	10146
David Aebischer	9992
Ron Tugnutt	8356
Clint Malarchuk	7984
Jose Theodore	5072
Michel Dion	3461

SINGLE SEASON LEADERS



GAMES PLAYED

84	Joe Sakic	1993-94
84	Mats Sundin	1993-94
83	Mike Ricci	1993-94
82	(38) Players Tied	

GOALS

57	Michel Goulet	1982-83
56	Michel Goulet	1983-84
55	Michel Goulet	1984-85
54	Joe Sakic	2000-01
53	Michel Goulet	1985-86
52	Jacques Richard	1980-81
51	Joe Sakic	1995-96
50	Milan Hejduk	2002-03
49	Michel Goulet	1986-87
48	Joe Sakic	1992-93
48	Joe Sakic	1990-91
48	Michel Goulet	1987-88

ASSISTS

93	Peter Stastny	1981-82
86	Peter Forsberg	1995-96
81	Peter Stastny	1985-86
77	Peter Forsberg	2002-03
77	Peter Stastny	1982-83
73	Peter Stastny	1983-84
70	Peter Stastny	1980-81
69	Joe Sakic	1995-96
68	Peter Stastny	1984-85
67	Peter Forsberg	1998-99
67	Mats Sundin	1992-93

POINTS

139	Peter Stastny	1981-82
124	Peter Stastny	1982-83
122	Peter Stastny	1985-86
121	Michel Goulet	1983-84
120	Joe Sakic	1995-96
119	Peter Stastny	1983-84
118	Joe Sakic	2000-01
116	Peter Forsberg	1995-96
114	Mats Sundin	1992-93
111	Peter Stastny	1987-88

PENALTY MINUTES

301	Gord Donnelly	1987-88
272	Dale Hunter	1981-82
267	Paul Gillis	1986-87
265	Dale Hunter	1985-86
259	Jeff Odgers	1998-99
250	Chris Simon	1995-96
235	Steven Finn	1988-89
234	Paul Gillis	1989-90
232	Dale Hunter	1983-84
228	Steven Finn	1990-91

SHOTS-ON-GOAL

339	Joe Sakic	1995-96
332	Joe Sakic	2000-01
315	Claude Lemieux	1995-96
292	Claude Lemieux	1998-99
284	Michel Goulet	1987-88
279	Joe Sakic	1993-94
276	Jeff Brown	1988-89
276	Michel Goulet	1986-87
269	Rob Blake	2002-03
265	Michel Goulet	1980-81

POWER PLAY GOALS

29	Michel Goulet	1987-88
28	Michel Goulet	1985-86
20	Joe Sakic	1992-93
20	Peter Stastny	1987-88
19	Joe Sakic	2000-01
18	Milan Hejduk	2002-03
18	Valeri Kamensky	1995-96
17	Joe Sakic	1995-96
17	Owen Nolan	1991-92
17	Michel Goulet	1986-87
17	Michel Goulet	1984-85

SHORT-HANDED GOALS

6	Joe Sakic	1995-96
6	Scott Young	1992-93
6	Michel Goulet	1981-82
5	Joe Sakic	1998-99
4	Peter Forsberg	1996-97
4	Mats Sundin	1992-93
4	Michel Goulet	1982-83
3	(20) Players Tied	

GAME-WINNING GOALS

16	Michel Goulet	1983-84
12	Joe Sakic	2000-01
10	Claude Lemieux	1995-96
10	Mike Ricci	1992-93
9	Marek Svatos	2005-06
9	Milan Hejduk	2000-01
9	Milan Hejduk	1999-00
9	Joe Sakic	1993-94
9	Mats Sundin	1992-93
9	Peter Stastny	1984-85

PLUS / MINUS

+62	Michel Goulet	1983-84
+52	Peter Forsberg	2002-03
+52	Milan Hejduk	2002-03
+51	Mario Marois	1983-84
+45	Joe Sakic	2000-01
+41	Normand Rochefort	1983-84
+35	Dale Hunter	1983-84
+35	Alex Tanguay	2000-01
+35	Michel Goulet	1981-82
+34	Alex Tanguay	2002-03

GOALS BY DEFENSEMAN

23	Sandis Ozolinsh	1996-97
21	Jeff Brown	1988-89
20	Steve Duchesne	1992-93
17	Rob Blake	2002-03
16	Rob Blake	2001-02
16	Sandis Ozolinsh	1999-00
16	Jeff Brown	1987-88
14	John-Michael Liles	2006-07
14	Rob Blake	2005-06
14	John-Michael Liles	2005-06

ASSISTS BY DEFENSEMAN

62	Steve Duchesne	1992-93
52	Ray Bourque	2000-01
47	Jeff Brown	1988-89
45	Sandis Ozolinsh	1996-97
40	Rob Blake	2001-02
38	Sandis Ozolinsh	1997-98
37	Rob Blake	2005-06
37	Derek Morris	2002-03
37	Sandis Ozolinsh	1995-96
37	Mario Marois	1984-85

POINTS BY DEFENSEMAN

82	Steve Duchesne	1992-93
68	Sandis Ozolinsh	1996-97
68	Jeff Brown	1988-89
59	Ray Bourque	2000-01
56	Rob Blake	2001-02
52	Sandis Ozolinsh	1999-00
52	Jeff Brown	1987-88
51	Rob Blake	2005-06
51	Sandis Ozolinsh	1997-98
50	Sandis Ozolinsh	1995-96

GOALS BY ROOKIE

39	Anton Stastny	1980-81
39	Peter Stastny	1980-81
35	Marian Stastny	1981-82
32	Marek Svatos	2005-06
28	Paul Stastny	2006-07
27	Andrei Kovalenko	1992-93
23	Joe Sakic	1988-89
23	Mats Sundin	1990-91
22	Wojtek Wolski	2006-07
20	Chris Drury	1998-99
20	Miroslav Frycer	1981-82

ASSISTS BY ROOKIE

70	Peter Stastny	1980-81
54	Marian Stastny	1981-82
50	Paul Stastny	2006-07
46	Anton Stastny	1980-81
44	Dale Hunter	1980-81
41	Andrei Kovalenko	1992-93
39	Joe Sakic	1988-89
36	Mats Sundin	1990-91
35	Peter Forsberg	1994-95

POINTS BY ROOKIE

109	Peter Stastny	1980-81
89	Marian Stastny	1981-82
85	Anton Stastny	1980-81
78	Paul Stastny	2006-07
68	Andrei Kovalenko	1992-93
63	Dale Hunter	1980-81
62	Joe Sakic	1988-89
59	Mats Sundin	1990-91
51	Alex Tanguay	1999-00
50	Wojtek Wolski	2006-07
50	Marek Svatos	2005-06
50	Peter Forsberg	1994-95



SINGLE SEASON / YEAR-BY-YEAR LEADERS

APPEARANCES

65	Patrick Roy	1997-98
63	Patrick Roy	2002-03
63	Patrick Roy	2001-02
63	Patrick Roy	1999-00
62	David Aebischer	2003-04
62	Patrick Roy	2000-01
62	Patrick Roy	1996-97
61	Patrick Roy	1998-99
60	Dan Bouchard	1981-82
57	Peter Budaj	2006-07
57	Dan Bouchard	1983-84

WINS

40	Patrick Roy	2000-01
38	Patrick Roy	1996-97
35	Patrick Roy	2002-03
32	David Aebischer	2003-04
32	Patrick Roy	2001-02
32	Patrick Roy	1999-00
32	Patrick Roy	1998-99
31	Peter Budaj	2006-07
31	Patrick Roy	1997-98
29	Ron Hextall	1992-93
29	Dan Bouchard	1983-84

SHUTOUTS

9	Patrick Roy	2001-02
7	Patrick Roy	1996-97
5	Patrick Roy	2002-03
5	Patrick Roy	1998-99
4	David Aebischer	2003-04
4	Patrick Roy	2000-01
4	Patrick Roy	1997-98
4	Clint Malarchuk	1985-86
3	(5) Players Tied	

GOALS-AGAINST AVERAGE

QUALIFIERS (OR 25 GP)		
1.94	Patrick Roy	2001-02
2.09	David Aebischer	2003-04
2.18	Patrick Roy	2002-03
2.21	Patrick Roy	2000-01
2.24	David Aebischer	2000-01
2.28	Patrick Roy	1999-00
2.29	Patrick Roy	1998-99
2.32	Patrick Roy	1996-97
2.34	Jocelyn Thibault	1994-95
2.39	Patrick Roy	1997-98

SAVE PERCENTAGE

QUALIFIERS (OR 25 GP)		
.925	Patrick Roy	2001-02
.924	David Aebischer	2003-04
.923	Patrick Roy	1996-97
.920	Patrick Roy	2002-03
.917	Jocelyn Thibault	1994-95
.917	Patrick Roy	1998-99
.916	Patrick Roy	1997-98
.914	Patrick Roy	1999-00
.913	Patrick Roy	2000-01
.910	Stephane Fiset	1994-95
.910	Jose Theodore	2007-08

MINUTES

3835	Patrick Roy	1997-98
3773	Patrick Roy	2001-02
3769	Patrick Roy	2002-03
3704	Patrick Roy	1999-00
3703	David Aebischer	2003-04
3698	Patrick Roy	1996-97
3648	Patrick Roy	1998-99
3585	Patrick Roy	2000-01
3572	Dan Bouchard	1981-82
3373	Dan Bouchard	1983-84

YEAR-BY-YEAR GOALTENDER LEADERS

YEAR	GAMES		WINS		SHUTOUTS		GAA		SAVE PCT.
1979-80	M. Dion	50	M. Dion	15	M. Dion	2	M. Dion	3.70	--
1980-81	M. Plasse	33	D. Bouchard	19	D. Bouchard	2	D. Bouchard	3.17	--
1981-82	D. Bouchard	60	D. Bouchard	27	D. Bouchard	1	D. Bouchard	3.86	--
1982-83	D. Bouchard	50	D. Bouchard	20	J. Garrett	3	D. Bouchard	4.01	D. Bouchard .875
1983-84	D. Bouchard	56	D. Bouchard	29	Bouchard/Gosselin	1	D. Bouchard	3.20	D. Bouchard .880
1984-85	M. Gosselin	35	M. Gosselin	19	Gosselin/Sevigny	1	M. Gosselin	3.34	M. Gosselin .877
1985-86	C. Malarchuk	46	C. Malarchuk	26	C. Malarchuk	4	C. Malarchuk	3.21	C. Malarchuk .895
1986-87	C. Malarchuk	54	C. Malarchuk	18	C. Malarchuk	1	M. Gosselin	3.18	C. Malarchuk .884
1987-88	M. Gosselin	54	M. Gosselin	20	M. Gosselin	2	M. Brunetta	3.72	M. Brunetta .874
1988-89	M. Gosselin	39	M. Gosselin	11	--	--	R. Tugnut	3.60	R. Tugnut .890
1989-90	R. Tugnut	35	R. Tugnut	5	--	--	R. Tugnut	4.61	R. Tugnut .856
1990-91	R. Tugnut	56	R. Tugnut	12	--	--	R. Tugnut	4.04	R. Tugnut .885
1991-92	R. Tugnut	30	S. Fiset	7	(3) Players Tied	1	J. Cloutier	3.93	J. Cloutier .876
1992-93	R. Hextall	54	R. Hextall	29	--	--	S. Fiset	3.40	R. Hextall .888
1993-94	S. Fiset	50	S. Fiset	20	S. Fiset	2	J. Thibault	3.31	J. Thibault .892
1994-95	S. Fiset	32	S. Fiset	17	S. Fiset	2	J. Thibault	2.34	J. Thibault .917
1995-96	P. Roy	39	P. Roy/S. Fiset	22	P. Roy/S. Fiset	1	P. Roy	2.68	P. Roy .909
1996-97	P. Roy	62	P. Roy	38	P. Roy	7	P. Roy	2.32	P. Roy .923
1997-98	P. Roy	65	P. Roy	31	P. Roy	4	P. Roy	2.39	P. Roy .916
1998-99	P. Roy	61	P. Roy	32	P. Roy	5	P. Roy	2.29	P. Roy .917
1999-00	P. Roy	63	P. Roy	32	M. Denis	3	P. Roy	2.28	P. Roy .914
2000-01	P. Roy	62	P. Roy	40	P. Roy	4	P. Roy	2.21	P. Roy .913
2001-02	P. Roy	63	P. Roy	32	P. Roy	9	P. Roy	1.94	P. Roy .925
2002-03	P. Roy	63	P. Roy	35	P. Roy	5	P. Roy	2.18	P. Roy .920
2003-04	D. Aebischer	62	D. Aebischer	32	D. Aebischer	4	D. Aebischer	2.09	D. Aebischer .924
2004-05	--	--	--	--	--	--	--	--	--
2005-06	D. Aebischer	43	D. Aebischer	25	D. Aebischer	3	P. Budaj	2.86	P. Budaj .900
2006-07	P. Budaj	57	P. Budaj	31	P. Budaj	3	P. Budaj	2.68	P. Budaj .905
2007-08	J. Theodore	53	J. Theodore	28	J. Theodore	3	J. Theodore	2.44	J. Theodore .910
2008-09	P. Budaj	56	P. Budaj	20	P. Budaj	2	P. Budaj	2.86	P. Budaj .899



YEAR-BY-YEAR LEADERS

YEAR	GOALS	ASSISTS	POINTS	PIM	PP GOALS
1979-80	R. Cloutier 42	R. Cloutier 46	R. Cloutier 88	P. Baxter 145	R. Cloutier 13
1980-81	J. Richard 52	Pe. Stastny 70	Pe. Stastny 109	D. Hunter 226	J. Richard 16
1981-82	Pe. Stastny 46	Pe. Stastny 93	Pe. Stastny 139	D. Hunter 272	Pe. Stastny 16
1982-83	M. Goulet 57	Pe. Stastny 77	Pe. Stastny 124	D. Hunter 206	M. Stastny 13
1983-84	M. Goulet 56	Pe. Stastny 73	M. Goulet 121	D. Hunter 232	Goulet/Pe.Stastny 11
1984-85	M. Goulet 55	Pe. Stastny 68	Pe. Stastny 100	D. Hunter 209	M. Goulet 17
1985-86	M. Goulet 53	Pe. Stastny 81	Pe. Stastny 122	D. Hunter 265	M. Goulet 28
1986-87	M. Goulet 49	Pe. Stastny 52	M. Goulet 96	B. McRae 149	M. Goulet 17
1987-88	M. Goulet 48	Pe. Stastny 65	Pe. Stastny 111	G. Donnelly 301	M. Goulet 29
1988-89	W. Poddubny 38	Pe. Stastny 50	Pe. Stastny 85	S. Finn 235	W. Poddubny 14
1989-90	J. Sakic 39	J. Sakic 63	J. Sakic 102	P. Gillis 234	Pe. Stastny 10
1990-91	J. Sakic 48	J. Sakic 61	J. Sakic 109	S. Finn 228	J. Sakic 12
1991-92	O. Nolan 42	J. Sakic 65	J. Sakic 94	S. Finn 194	O. Nolan 17
1992-93	J. Sakic 48	M. Sundin 67	M. Sundin 114	O. Nolan 185	J. Sakic 20
1993-94	M. Sundin 32	J. Sakic 64	J. Sakic 92	S. Finn 159	M. Ricci 13
1994-95	O. Nolan 30	J. Sakic 43	J. Sakic 62	C. Simon 106	O. Nolan 13
1995-96	J. Sakic 51	P. Forsberg 86	J. Sakic 120	C. Simon 250	V. Kamensky 18
1996-97	A. Deadmarsh 33	P. Forsberg 58	P. Forsberg 86	B. Severyn 193	Ozolinsh/Jones 13
1997-98	J. Sakic 27	P. Forsberg 66	P. Forsberg 91	J. Odgers 213	J. Sakic 12
1998-99	J. Sakic 41	P. Forsberg 67	P. Forsberg 97	J. Odgers 259	J. Sakic 12
1999-00	M. Hejduk 36	J. Sakic 53	J. Sakic 81	J. Odgers 162	M. Hejduk 13
2000-01	J. Sakic 54	J. Sakic 64	J. Sakic 118	S. Parker 155	J. Sakic 19
2001-02	J. Sakic 26	J. Sakic 53	J. Sakic 79	S. Parker 154	R. Blake 10
2002-03	M. Hejduk 50	P. Forsberg 77	P. Forsberg 106	A. Foote 88	M. Hejduk 18
2003-04	M. Hejduk 35	Sakic/Tanguay 54	J. Sakic 87	P. Worrell 179	M. Hejduk 16
2004-05	--	--	--	--	--
2005-06	Sakic/Svatos 32	J. Sakic 55	J. Sakic 87	I. Laperriere 116	M. Hejduk 14
2006-07	J. Sakic 36	J. Sakic 64	J. Sakic 100	I. Laperriere 133	J. Sakic 16
2007-08	M. Hejduk 29	Pa. Stastny 47	Pa. Stastny 71	I. Laperriere 140	M. Hejduk 8
2008-09	M. Hejduk 27	R. Smyth 33	Hejduk/Smyth 59	I. Laperriere 163	Hejduk/Smyth 10

YEAR-BY-YEAR LEADERS

YEAR	SH GOALS	GW GOALS	PLUS/MINUS	SHOTS	TOI/GAME
1979-80	(4) Players Tied 1	M. Tardif 4	R. Forek +6	R. Cloutier 254	--
1980-81	(3) Players Tied 2	J. Richard 5	Pe.Stastny/Morris +11	M. Goulet 265	--
1981-82	M. Goulet 6	R. Cloutier 5	M. Goulet +35	M. Goulet 251	--
1982-83	M. Goulet 4	A. Stastny 7	M. Goulet +31	M. Goulet 256	--
1983-84	W. Paiement 3	M. Goulet 16	M. Goulet +62	M. Goulet 239	--
1984-85	Hunter/McKegney 3	Pe. Stastny 9	B. Bell +32	M. Goulet 257	--
1985-86	Anderson/Cote 3	Pe. Stastny 8	D. Shaw +14	M. Goulet 244	--
1986-87	(3) Players Tied 2	M. Goulet 6	J. Brown +11	M. Goulet 276	--
1987-88	Eagles/Jackson 2	(3) Players Tied 4	G. Duchesne +8	M. Goulet 284	--
1988-89	M. Hough 3	P. Stastny 5	R. Moller +2	J. Brown 276	--
1989-90	C. Loiselle 3	J. Brown 3	C. Wolanin +2	J. Sakic 234	--
1990-91	J. Sakic 3	J. Sakic 7	S. Morin +6	J. Sakic 245	--
1991-92	J. Sakic 3	G. Paslawski 4	M. Tatarinov +8	M. Sundin 231	--
1992-93	S. Young 6	M. Ricci 10	C. Leschyshyn +25	J. Sakic 264	--
1993-94	M. Ricci 3	J. Sakic 9	C. Wolanin +16	J. Sakic 279	--
1994-95	S. Young 3	O. Nolan 8	C. Leschyshyn +29	S. Young 167	--
1995-96	J. Sakic 6	C. Lemieux 10	C. Leschyshyn +32	J. Sakic 339	--
1996-97	P. Forsberg 4	K. Jones 7	P. Forsberg +31	J. Sakic 261	--
1997-98	P. Forsberg 3	P. Forsberg 7	U. Krupp +21	C. Lemieux 261	--
1998-99	J. Sakic 5	C. Lemieux 8	P. Forsberg +27	C. Lemieux 292	--
1999-00	(3) Players Tied 1	M. Hejduk 9	J. Sakic +30	J. Sakic 242	A. Foote 25:52
2000-01	J. Sakic 3	J. Sakic 12	J. Sakic +45	J. Sakic 332	R. Bourque 26:06
2001-02	(6) Players Tied 1	C. Drury 6	G. deVries +18	J. Sakic 260	R. Blake 27:35
2002-03	R. Blake 2	D. Morris 7	Forsberg/Hejduk +52	R. Blake 269	R. Blake 26:21
2003-04	D. Hinote 2	M. Hejduk 6	A. Tanguay +30	J. Sakic 253	R. Blake 24:23
2004-05	--	--	--	--	--
2005-06	(3) Players Tied 2	M. Svatos 9	M. Hejduk +13	R. Blake 264	R. Blake 24:22
2006-07	B. Richardson 3	Hejduk/Stastny 6	K. Klee +18	J. Sakic 258	B. Clark 23:40
2007-08	Finger/Hejduk 1	Svatos/Wolski 6	Pa. Stastny +22	M. Hejduk 205	B. Clark 23:09
2008-09	(4) Players Tied 1	(3) Players Tied 3	B. Guite +2	R. Smyth 257	S. Hannan 22:22



ALL-TIME SCORING STREAKS

LONGEST FRANCHISE SCORING STREAKS

GM	PLAYER	DATES
30	Mats Sundin	Oct. 8 - Dec. 10, 1992
20	Paul Stastny*	Feb. 3 - March 17, 2007
19	Peter Stastny	Nov. 29, 1983 - Jan. 14, 1984
18	Peter Stastny	Jan. 17 - Feb. 23, 1982
16	Alex Tanguay	Feb. 6 - March 7, 2003
16	Peter Stastny	Oct. 8 - Nov. 13, 1987
16	Peter Stastny	Feb. 10 - March 15, 1983
16	Peter Stastny*	Oct. 25 - Nov. 30, 1980
15	Steve Duchesne	Nov. 3-30, 1992
15	J.F. Sauve	Nov. 30, 1985 - Jan. 2, 1986
15	Michel Goulet	Feb. 25 - March 25, 1984
14	Joe Sakic	Feb. 29 - March 29, 2000
14	Michel Goulet	Oct. 19 - Nov. 22, 1985
13	Joe Sakic	March 12 - April 9, 2006
13	Milan Hejduk	Feb. 11 - March 7, 2003
13	Milan Hejduk	Dec. 6, 2002 - Jan. 2, 2003
13	Valeri Kamensky	March 2-31, 1993
13	Joe Sakic	Feb. 26 - March 24, 1992
13	Peter Stastny	Dec. 19, 1985 - Jan. 17, 1986
13	Marian Stastny*	Nov. 9 - Dec. 2, 1981
13	Marc Tardif	March 4-31, 1981
13	Michel Goulet	Nov. 24 - Dec. 21, 1980

* - indicates rookie

AVALANCHE GOAL / ASSIST STREAKS (SINCE 1995-96)

LONGEST GOAL-SCORING STREAKS AVALANCHE HISTORY (Since 1995-96)

GM	PLAYER	DATES
7	Milan Hejduk	Feb. 11-23, 2003
7	Joe Sakic	Feb. 29 - March 14, 2000
7	Joe Sakic	Oct. 7-22, 1997
6	Joe Sakic	March 13-24, 2001
6	Peter Forsberg	Dec. 13-27, 1997
6	Peter Forsberg	March 3-14, 1997
5	Milan Hejduk	March 4-14, 2007
5	Milan Hejduk	March 29 - April 6, 2003
5	Chris Drury	Jan. 19-26, 2002
5	Adam Deadmarsh	Jan. 28 - Feb. 5, 1999
5	Valeri Kamensky	March 11-21, 1998
5	Claude Lemieux	Oct. 27 - Nov. 5, 1995

LONGEST ASSIST STREAKS AVALANCHE HISTORY (Since 1995-96)

GM	PLAYER	DATES
10	Joe Sakic	Feb. 6-24, 2007
10	Joe Sakic	Dec. 27, 1999 - Jan. 17, 2000
8	Joe Sakic	Oct. 19 - Nov. 5, 2007
8	Andrew Brunette	March 7-25, 2007
8	Alex Tanguay	Feb. 8-21, 2003
8	Alex Tanguay	Nov. 1-16, 2000
7	Peter Forsberg	Jan. 2-13, 2004
7	Peter Forsberg	Jan. 6-18, 2001
7	Milan Hejduk	Nov. 15 - Dec. 1, 2000
7	Peter Forsberg	Dec. 26, 1998 - Jan. 6, 1999
7	Peter Forsberg	Oct. 15 - Nov. 2, 1998
7	Valeri Kamensky	April 2-18, 1998
7	Joe Sakic	Oct. 9-24, 1997
7	Valeri Kamensky	Dec. 1-13, 1995

FRANCHISE ROOKIE GOAL-SCORING STREAKS

GM	PLAYER	DATES
5	Anton Stastny	Dec. 14-23, 1980
4	Paul Stastny	Feb. 6-13, 2007
4	Marek Svatos	Jan. 5-11, 2006
4	Andrei Kovalenko	Feb. 28 - March 6, 1993
4	Joe Sakic	Oct. 8-14, 1988
4	Marian Stastny	Oct. 28 - Nov. 4, 1981
4	Marian Stastny	Feb. 27 - March 6, 1980



HAT TRICKS

	PLAYER	DATE	SCORE	GOALTENDER	
1979-80 (3)	1. R. Cloutier	Oct. 10, 1979	ATL 5 vs QUE 3	Daniel Bouchard	
	2. M. Tarfif	Mar. 29, 1980	QUE 7 at DET 9	Rogation Vachon	
	3. R. Cloutier	Mar. 30, 1980	NYI 9 vs QUE 6	Glenn Resch	
1980-81 (8)	4. J. Wensink	Dec. 14, 1980	EDM 5 vs QUE 6	Ron Low (2) Ed Mio (1) Billy Smith	
	5. M. Tarfif	Jan. 31, 1981	NYI 1 vs QUE 5	Garry Bromley	
	6. Pe. Stastny	Feb. 20, 1981	QUE 9 at VAN 3	Garry Bromley	
	7. A. Stastny	Feb. 20, 1981	QUE 9 at VAN 3	Garry Bromley	
	*8. Pe. Stastny (4 goals)	Feb. 22, 1981	QU 11 at WSH 7	Mike Palmateer (3) Wayne Stephenson (1)	
	9. A. Stastny	Feb. 22, 1981	QUE 11 at WSH 7	Mike Palmateer (1) Wayne Stephenson (2)	
	10. J. Richard	Feb. 22, 1981	QUE 11 at WSH 7	Mike Palmateer (1) Wayne Stephenson (2)	
	11. R. Ftorek	Mar. 18, 1981	QUE 6 at WSH 4	Mike Palmateer (2) Dave Parro (1)	
	1981-82 (14)	12. M. Frycer	Oct. 17, 1981	TOR 4 vs QUE 6	Michel Larocque
		13. D. Hunter	Oct. 21, 1981	QUE 6 at WSH 3	Mike Palmateer
		14. R. Cloutier	Oct. 24, 1981	DET 3 vs QUE 8	Gilles Gilbert
15. Pe. Stastny		Oct. 27, 1981	QUE 7 at LA 8	Mario Lessard	
16. M. Frycer		Nov. 22, 1981	QUE 6 at BOS 1	Marco Baron	
17. M. Tarfif		Nov. 28, 1981	NYR 4 vs QUE 7	Steve Weeks	
18. D. Hunter		Dec. 2, 1981	EDM 8 vs QUE 9	Ron Low	
19. M. Tarfif		Dec. 12, 1981	STL 6 vs QUE 4	Mike Liut	
20. M. Goulet		Dec. 29, 1981	CHI 1 vs QUE 8	Tony Esposito (2) Murray Bannerman (1)	
21. M. Frycer		Feb. 2, 1982	COL 7 vs QUE 8	Philippe Myre	
22. M. Frycer		Feb. 16, 1982	WPG 3 vs QUE 7	Doug Soetaert	
23. W. Palement		Mar. 13, 1982	CHI 3 vs QUE 9	Murray Bannerman	
24. Pe. Stastny		Apr. 1, 1982	QUE 8 at BOS 5	Marco Baron (2) Rogation Vachon (1) Rogation Vachon	
25. A. Cote		Apr. 1, 1982	QUE 8 at BOS 5	Rogation Vachon	
1982-83 (10)		26. Pe. Stastny	Oct. 6, 1982	QUE 6 at BUF 4	Robert Sauve
		27. Pe. Stastny	Oct. 9, 1982	BUF 4 vs QUE 6	Robert Sauve
		28. M. Stastny	Oct. 21, 1982	PIT 4 vs QUE 9	Greg Millen
		29. M. Goulet	Oct. 26, 1982	TOR 4 vs QUE 9	Michel Larocque
		30. M. Stastny	Nov. 16, 1982	BOS 7 vs QUE 4	Pete Peeters
		31. R. Cloutier	Dec. 7, 1982	BOS 5 vs QUE 10	Pete Peeters (1) Mike Moffat (2)
		32. Pe. Stastny	Dec. 11, 1982	QUE 7 at PIT 4	Dennis Herron
		33. R. Cloutier	Jan. 29, 1983	NJ 4 vs QUE 6	Glenn Resch
		34. M. Goulet	Mar. 5, 1983	HFD 3 vs QUE 10	Glenn Resch (2) Mike Veisor (1) Greg Millen
		35. Pe. Stastny	Mar. 6, 1983	QUE 7 at HFD 3	Greg Millen
		1983-84 (4)	36. D. Hunter	Oct. 4, 1983	NYI 3 vs QUE 7
37. A. Stastny	Oct. 8, 1983		BUF 2 vs QUE 9	Robert Sauve	
38. M. Goulet	Jan. 17, 1984		BOS 3 vs QUE 7	Pete Peeters	
39. M. Goulet	Mar. 8, 1984		QUE 8 at PIT 6	Dennis Herron	
1984-85 (7)	40. T. McKeegney	Oct. 31, 1984	QUE 5 at HFD 3	Greg Millen	
	41. M. Stastny	Dec. 1, 1984	HFD 4 vs QUE 8	Greg Millen	
	42. M. Goulet	Dec. 29, 1984	PIT 2 vs QUE 10	Dennis Herron	
	43. P. Gillis	Jan. 31, 1985	QUE 5 at BOS 6	Pete Peeters	
	44. B. Ashton	Feb. 3, 1985	MIN 1 vs QUE 5	Don Beaupre	
	45. B. Ashton	Mar. 5, 1985	BOS 4 vs QUE 6	Pete Peeters	
	46. M. Goulet	Mar. 18, 1985	QUE 8 at BOS 4	Doug Keans	
1985-86 (6)	47. Pe. Stastny	Nov. 28, 1985	QUE 3 at BOS 0	Doug Keans	
	*48. M. Goulet (4 goals)	Dec. 14, 1985	NJ 3 vs QUE 9	Alain Chevrier	
	49. B. Ashton	Dec. 14, 1985	NJ 3 vs QUE 9	Alain Chevrier	
	50. M. Goulet	Mar. 8, 1986	QUE 6 at HFD 3	Mike Liut	
	*51. M. Goulet (4 goals)	Mar. 17, 1986	QUE 8 at MTL 6	Patrick Roy	
	52. Pe. Stastny	Mar. 29, 1986	QUE 5 at LA 3	Roland Melanson	
1986-87 (4)	53. B. Ashton	Oct. 28, 1986	LA 2 vs QUE 6	Darren Eliot	
	54. M. Goulet	Nov. 21, 1986	QUE 6 at BUF 1	Jacques Cloutier	
	55. B. Ashton	Dec. 13, 1986	BUF 0 vs QUE 7	Jacques Cloutier	
	56. L. Lambert	Apr. 5, 1987	QUE 6 at BOS 4	Bill Ranford	
1987-88 (6)	57. M. Goulet	Oct. 12, 1987	QUE 5 at MTL 2	Patrick Roy	
	58. Pe. Stastny	Oct. 24, 1987	CGY 7 vs QUE 5	Mike Vernon	
	59. A. Haworth	Nov. 3, 1987	STL 3 vs QUE 4	Greg Millen	
	60. M. Goulet	Dec. 27, 1987	HFD 3 vs QUE 5	Mike Liut	
	61. Pe. Stastny	Jan. 26, 1988	LA 3 vs QUE 5	Glenn Healy	
	62. Pe. Stastny	Feb. 21, 1988	QUE 6 at BUF 5	Tom Barrasso	
1988-89 (5)	63. J. Sakic	Oct. 22, 1988	QUE 3 at NYI 7	Kelly Hrudey	
	64. W. Poddubny	Nov. 3, 1988	QUE 6 at PIT 2	Steve Guenette	
	65. J. Sakic	Nov. 24, 1988	MTL 3 vs QUE 5	Brian Hayward	
	*66. Pe. Stastny (4 goals)	Feb. 11, 1989	PIT 1 vs QUE 8	Wendell Young (2) Frank Pietrangolo (2) Bob Froese	
	67. Pe. Stastny	Mar. 18, 1989	NYR 3 vs QUE 8	Bob Froese	
	1989-90 (2)	68. J. Sakic	Oct. 8, 1989	HFD 9 vs QUE 6	Kay Whitmore
69. Pe. Stastny		Nov. 9, 1989	QUE 7 at NYI 5	Mark Fitzpatrick (1) Glenn Healy (2)	
1990-91 (5)	70. M. Sundin	Nov. 24, 1990	WPG 11 vs QUE 4	Richard Tabaracci	
	71. B. Fogarty	Dec. 1, 1990	BUF 2 vs QUE 4	Clint Malarchuk	
	72. J. Jackson	Jan. 3, 1991	QUE 7 at STL 8	Vincent Riendeau	
	73. M. Sundin	Feb. 23, 1991	QUE 8 at CGY 10	Mike Vernon	
	74. J. Sakic	Mar. 19, 1991	EDM 7 vs QUE 6	Bill Ranford	
1991-92 (4)	75. O. Nolan	Oct. 12, 1991	BUF 5 vs QUE 4	Daren Puppa	
	76. O. Nolan	Oct. 29, 1991	WPG 2 vs QUE 7	Bob Essensa	
	*77. M. Sundin (5 goals)	Mar. 5, 1992	QUE 10 at HFD 4	Peter Sidorkiewicz (3) Kay Whitmore (2) Clint Malarchuk (4)	
	*78. J. Sakic (4 goals)	Apr. 14, 1992	BUF 3 vs QUE 7	Clint Malarchuk (4)	



ALL-TIME HAT TRICKS

HAT TRICKS (continued)

	PLAYER	DATE	SCORE	GOALTENDER
1992-93 (5)	79. O. Nolan	Oct. 10, 1992	OTT 2 vs QUE 9	Steve Weeks (1) Peter Sidorkiewicz (2)
	80. A. Kovalenko	Nov. 11, 1992	QUE 7 at OTT 3	Steve Weeks
	81. O. Nolan	Nov. 26, 1992	QUE 5 at TOR 4	Felix Potvin
	82. M. Sundin	Dec. 5, 1992	MIN 7 vs QUE 4	Jon Casey
83. S. Young	Dec. 12, 1992	QUE 8 at SJ 7	Brian Hayward	
1993-94 (2)	84. S. Young	Dec. 19, 1993	SJ 5 vs QUE 7	Jimmy Waite
	*85. M. Ricci (5 goals)	Feb. 17, 1994	QUE 8 at SJ 2	Arturs Irbe (3), Jimmy Waite (2)
1994-95 (6)	86. W. Clark	Feb. 9, 1995	BOS 3 vs QUE 4	Vincent Riendeau
	87. U. Krupp	Mar. 1, 1995	TB 2 vs QUE 8	Daren Puppa
	88. O. Nolan	Mar. 6, 1995	NJ 3 vs QUE 6	Martin Brodeur (2) Chris Terrier (1)
	89. S. Young	Mar. 26, 1995	OTT 4 vs QUE 11	Don Beaupre (2) Craig Billington (1)
90. O. Nolan	Mar. 30, 1995	NYR 4 vs QUE 5	Mike Richter (2) Glenn Healy (1)	
91. O. Nolan	Apr. 2, 1995	OTT 5 vs QUE 7	Don Beaupre	
1995-96 (6)	92. C. Lemieux	Nov. 28, 1995	COL 7 at NYI 3	Jamie McLennan
	93. V. Kamensky	Dec. 5, 1995	SJ 2 vs COL 12	Chris Terrier (2) Wade Flaherty (1)
	94. C. Lemieux	Jan. 16, 1996	COL 5 at PIT 2	Ken Wregget
	95. P. Forsberg	Feb. 11, 1996	COL 5 at PHI 3	Ron Hextall
96. P. Forsberg	Feb. 19, 1996	COL 7 at EDM 5	Curtis Joseph	
97. V. Kamensky	Mar. 20, 1996	COL 5 at LA 2	Kelly Hrudey	
1996-97 (5)	98. E. Lacroix	Oct. 15, 1996	EDM 2 vs COL 7	Curtis Joseph
	99. S. Young	Nov. 9, 1996	MTL 2 vs COL 5	Pat Jablonski
	100. J. Sakic	Mar. 14, 1997	PIT 3 vs COL 6	Ken Wregget
	101. V. Kamensky	Mar. 26, 1997	COL 5 at DET 6	Mike Vernon
102. P. Forsberg	Apr. 2, 1997	COL 5 at CGY 1	Trevor Kidd	
1997-98 (2)	103. C. Lemieux	Nov. 18, 1997	COL 6 at WSH 6	Bill Ranford
	104. V. Kamensky	Jan. 3, 1998	COL 5 at PHI 4	Peter Skudra
1998-99 (4)	105. V. Kamensky	Nov. 6, 1998	COL 5 at EDM 2	Bob Essensa
	106. J. Sakic	Feb. 19, 1999	COL 4 at NSH 4	Mike Dunham
	107. P. Forsberg	Mar. 3, 1999	COL 7 at FLA 5	Sean Burke
	108. T. Fleury	Mar. 28, 1999	COL 5 vs LA 2	Jamie Storr (1) Stephane Fiset (2)
1999-00 (5)	109. S. Ozolins	Dec. 6, 1999	COL 5 vs VAN 2	Kevin Weekes
	110. A. Deadmarsh	Jan. 5, 2000	COL 4 vs CGY 0	Fred Brathwaite
	111. S. Podin	Feb. 18, 2000	COL 4 at NYR 2	Mike Richter
	112. J. Sakic	Mar. 7, 2000	COL 8 at CGY 3	Fred Brathwaite
	113. J. Sakic	Mar. 23, 2000	COL 4 at PHO 2	Bob Essensa
2000-01 (2)	114. J. Sakic	Dec. 12, 2000	COL 5 vs LAK 2	Jamie Storr
	115. J. Sakic	Apr. 4, 2001	COL 5 vs EDM 3	Tommy Salo
2001-02 (2)	116. R. Vrbata	Feb. 8, 2002	COL 6 at MIN 0	Emmanuel Fernandez
	117. S. Reinprecht	Apr. 3, 2002	COL 6 vs ATL 0	Frederic Cassivi
2002-03 (6)	118. P. Forsberg	Dec. 29, 2002	COL 6 vs LAK 1	Felix Potvin
	119. S. Reinprecht	Jan. 4, 2003	COL 6 at SJ 1	Evgeni Nabokov (1) Miikka Kiprusoff (2)
	120. M. Hejduk	Feb. 8, 2003	COL 5 vs DET 3	Curtis Joseph
	121. P. Forsberg	Feb. 9, 2003	COL 4 vs CGY 2	Roman Turek
122. J. Sakic	Mar. 13, 2003	COL 5 at CBJ 1	Marc Denis	
123. A. Tanguay	Mar. 22, 2003	COL 8 vs CHI 1	Craig Anderson	
2003-04 (5)	124. P. Forsberg	Oct. 23, 2003	COL 6 vs EDM 1	Ty Conklin (2) Tommy Salo (1)
	125. J. Sakic	Dec. 20, 2003	COL 3 at LAK 3	Roman Cechmanek (2) Cristobal Huet (1)
	126. A. Tanguay	Jan. 21, 2004	COL 6 at FLA 5	Roberto Luongo
	127. J. Sakic	Mar. 3, 2004	COL 5 vs VAN 5	Dan Cloutier
	128. M. Hejduk	Mar. 8, 2004	COL 9 at VAN 2	Dan Cloutier (1) Johan Hedberg (2)
2005-06 (2)	129. M. Svatos	Oct. 10, 2005	COL 7 vs CGY 3	Miikka Kiprusoff
	130. M. Svatos	Jan. 9, 2006	COL 6 vs STL 1	Jason Bacashihua
2006-07 (3)	131. A. Brunette	Dec. 19, 2006	COL 7 at EDM 6	Dwayne Roloson
	132. M. Hejduk	Feb. 15, 2007	COL 7 at CGY 5	Miikka Kiprusoff
	133. M. Hejduk	Apr. 5, 2007	COL 3 at VAN 1	Roberto Luongo
2007-08 (3)	134. Pa. Stastny	Oct. 3, 2007	COL 4 vs DAL 3	Marty Turco
	135. J. Sakic	Oct. 13, 2007	COL 5 vs CBJ 1	Pascal Leclaire
	136. M. Hejduk	Dec. 9, 2007	COL 9 vs STL 5	Hannu Toivonen
2008-09 (0)	None			

(*) 4 Goals or 5 Goals

HAT TRICKS BY PLAYER

Peter Stastny	16	Anton Stastny	3	Andrej Kovalenko	1
Joe Sakic	15	Marian Stastny	3	Uwe Krupp	1
Michel Goulet	13	Steven Reinprecht	2	Eric Lacroix	1
Owen Nolan	7	Marek Svatos	2	Lane Lambert	1
Peter Forsberg	7	Alex Tanguay	2	Tony McKegney	1
Brent Ashton	5	Andrew Brunette	1	Sandis Ozolins	1
Real Cloutier	5	Wendel Clark	1	Wilf Paiement	1
Milan Hejduk	5	Alain Cote	1	Walt Poddubny	1
Valeri Kamensky	5	Adam Deadmarsh	1	Shjon Poirier	1
Miroslav Frycer	4	Theo Fleury	1	Mike Ricci	1
Mats Sundin	4	Bryan Fogarty	1	Jacques Richard	1
Marc Tardif	4	Robbie Ftorek	1	Paul Stastny	1
Scott Young	4	Paul Gillis	1	Radim Vrbata	1
Dale Hunter	3	Alan Haworth	1	John Wensink	1
Claude Lemeux	3	Jeff Jackson	1		



PENALTY SHOTS BY AVALANCHE - REGULAR SEASON

39 Total (23 Made, 16 Missed)

PLAYER	DATE	OPPONENT	GOALTENDER	RESULT
1. Peter Stastny	Oct. 14, 1980	at Colorado	Al Smith	No Goal
2. Michel Goulet	Feb. 6, 1983	Washington	Pat Riggin	Goal
3. Dale Hunter	Dec. 6, 1983	Calgary	Réjean Lemelin	Goal
4. Michel Goulet	Jan. 26, 1984	at NY Islanders	Kelly Hrudey	Goal
5. Michel Goulet	Dec. 29, 1984	Pittsburgh	Denis Herron	No Goal
6. Michel Goulet	Jan. 10, 1987	Montréal	Patrick Roy	Goal
7. Michel Goulet	Mar. 12, 1987	Pittsburgh	Pat Riggin	No Goal
8. Mike Eagles	Nov. 9, 1987	Boston	Doug Keans	Goal
9. Lane Lambert	Mar. 15, 1988	Toronto	Ken Wregget	No Goal
10. Michel Goulet	Dec. 29, 1988	Toronto	Allan Bester	No Goal
11. Anton Stastny	Mar. 7, 1989	Toronto	Allan Bester	No Goal
12. Claude Loiselle	Oct. 28, 1989	Edmonton	Bill Ranford	No Goal
13. Joe Sakic	Dec. 9, 1989	Philadelphia	Ken Wregget	Goal
14. Scott Pearson	Mar. 16, 1991	at Pittsburgh	Tom Barrasso	Goal
15. Mats Sundin	Mar. 3, 1992	Buffalo	Tom Draper	Goal
16. Mats Sundin	Feb. 2, 1993	Los Angeles	Kelly Hrudey	No Goal
17. Alexei Gusarov	Mar. 10, 1993	Buffalo	Grant Fuhr	Goal
18. Andrei Kovalenko	Dec. 4, 1993	Vancouver	Kirk McLean	Goal
19. Joe Sakic	Jan. 14, 1996	Calgary	Trevor Kidd	Goal
20. Peter Forsberg	Feb. 1, 1996	Winnipeg	Tim Cheveldae	No Goal
21. Valeri Kamensky	Oct. 26, 1996	at Edmonton	Curtis Joseph	Goal
22. Peter Forsberg	Dec. 6, 1996	St. Louis	Grant Fuhr	No Goal
23. Adam Deadmarsh	Mar. 1, 1997	Chicago	Jeff Hackett	Goal
24. Joe Sakic	Nov. 1, 1997	Calgary	Tyler Moss	Goal
25. Chris Drury	Mar. 18, 2000	Detroit	Ken Wregget	Goal
26. Alex Tanguay	Dec. 1, 2000	Dallas	Ed Belfour	No Goal
27. Greg de Vries	Oct. 27, 2001	at Phoenix	Sean Burke	No Goal
28. Shjon Podein	Dec. 12, 2001	Columbus	Marc Denis	No Goal
29. Chris Drury	Apr. 12, 2002	at Anaheim	J. Giguere	Goal
30. Dean McAmmond	Jan. 23, 2003	Columbus	Marc Denis	No Goal
31. Milan Hejduk	Jan. 11, 2004	at Chicago	Michael Leighton	Goal
32. Milan Hejduk	Jan. 19, 2004	at Tampa Bay	Nikolai Khabibulin	Goal - OT
33. Paul Kariya	Feb. 28, 2004	at Columbus	Marc Denis	No Goal
34. Alex Tanguay	Nov. 12, 2005	at Calgary	Miikka Kiprusoff	Goal
35. Brett Clark	Nov. 18, 2005	at Anaheim	Ilya Bryzgalov	No Goal
36. Marek Svatos	Dec. 4, 2005	Buffalo	Martin Biron	Goal
37. Joe Sakic	Dec. 18, 2005	at NY Rangers	Kevin Weekes	Goal
38. Milan Hejduk	Oct. 12, 2008	at Edmonton	Mathieu Garon	Goal
39. Jordan Leopold	Dec. 15, 2008	at Detroit	Chris Osgood	Goal

PENALTY SHOTS BY OPPONENTS - REGULAR SEASON

35 Total (16 Made, 19 Missed)

PLAYER	DATE	OPPONENT	GOALTENDER	RESULT
1. Dave Lumley	Dec. 2, 1981	Edmonton	Daniel Bouchard	Goal
2. Brent Peterson	Dec. 19, 1982	at Buffalo	Daniel Bouchard	No Goal
3. Blaine Stoughton	Mar. 5, 1983	Hartford	Clint Malarchuk	No Goal
4. Jim Peplinski	Oct. 13, 1984	at Calgary	Mario Gosselin	Goal
5. Mario Lemieux	Dec. 29, 1984	Pittsburgh	Mario Gosselin	Goal
6. Doug Smal	Oct. 13, 1985	at Winnipeg	Richard Sévigny	No Goal
7. Ron Francis	Jan. 17, 1986	at Hartford	Clint Malarchuk	Goal
8. Bobby Smith	Jan. 29, 1986	at Montréal	Mario Gosselin	No Goal
9. Dave Andreychuk	Nov. 22, 1986	Buffalo	Clint Malarchuk	No Goal
10. Mike Bullard	Mar. 19, 1988	Calgary	Mario Brunetta	No Goal
11. Lindy Ruff	Nov. 26, 1989	at NY Rangers	Mario Brunetta	Goal
12. Theoren Fleury	Feb. 23, 1991	Calgary	Ron Tugnutt	Goal
13. Dave McLlwain	Oct. 12, 1991	Buffalo	Ron Tugnutt	No Goal
14. Craig Janney	Jan. 9, 1992	at Boston	Stéphane Fiset	No Goal
15. Chris Dahlquist	Mar. 21, 1992	Minnesota	Stéphane Fiset	No Goal
16. Tony Granato	Nov. 25, 1993	Los Angeles	Jocelyn Thibault	No Goal
17. Martin Straka	Mar. 16, 1995	Pittsburgh	Jocelyn Thibault	No Goal
18. Kevin Miller	Dec. 5, 1995	San Jose	Stéphane Fiset	Goal
19. Ville Pelttonen	Mar. 5, 1996	San Jose	Patrick Roy	No Goal
20. Jamie Baker	Mar. 28, 1996	at San Jose	Patrick Roy	No Goal
21. Theoren Fleury	Oct. 22, 1996	at Calgary	Patrick Roy	Goal
22. Tom Chorske	Mar. 7, 1998	at NY Islanders	Patrick Roy	Goal
23. Andrew Cassels	Nov. 30, 1999	at Vancouver	Patrick Roy	No Goal
24. Alex Kolanos	Mar. 30, 2002	at Phoenix	Patrick Roy	Goal
25. Mike Comrie	Mar. 14, 2004	Phoenix	Tommy Salo	No Goal
26. Jonathan Hedstrom	Mar. 22, 2006	at Anaheim	Peter Budaj	Goal
27. Matthew Lombardi	Mar. 31, 2006	at Calgary	Peter Budaj	Goal
28. Alex Ovechkin	Oct. 25, 2006	Washington	Peter Budaj	No Goal
29. Mike Grier	Dec. 7, 2006	at San Jose	Jose Theodore	No Goal
30. Tomas Holmstrom	Mar. 4, 2007	at Detroit	Peter Budaj	No Goal
31. Jay McClement	Dec. 9, 2007	St. Louis	Jose Theodore	Goal
32. Simon Gagne	Oct. 16, 2008	Philadelphia	Andrew Raycroft	Goal
33. Taylor Pyatt	Nov. 12, 2008	at Vancouver	Peter Budaj	Goal
34. Rick Nash	Jan. 2, 2009	Columbus	Peter Budaj	Goal
35. Pavol Demitra	March 27, 2009	Vancouver	Andrew Raycroft	No Goal



TEAM RECORDS

WINS & LOSSES

MOST WINS, SEASON

52 2000-01

MOST HOME WINS

28 2000-01

MOST ROAD WINS

24 2x (1992-93, 2000-01)

FEWEST WINS

12 1989-90

FEWEST HOME WINS

8 1989-90

FEWEST ROAD WINS

2 1991-92

MOST LOSSES

61 1989-90

MOST HOME LOSSES

26 1989-90

MOST ROAD LOSSES

35 1989-90

FEWEST LOSSES (FULL SEASON)

16 2000-01

FEWEST HOME LOSSES (FULL SEASON)

6 2000-01

FEWEST ROAD LOSSES (FULL SEASON)

8 2003-04

MOST WINS, SINGLE MONTH

11 March, 2007 (11-1-2)
January 2004 (11-1-2-2)

LONGEST WINNING STREAK

12 Jan. 10-Feb. 7, 1999

LONGEST HOME WINNING STREAK

10 Nov. 26, 1983-Jan. 10, 1984
March 6 - April 16, 1995

LONGEST ROAD WINNING STREAK

7 Jan. 10 - Feb. 7, 1999

LONGEST UNDEFEATED STREAK

12 Jan. 10 - Feb. 7, 1999 (12-0-0)
Dec. 23, 1996 - Jan. 20, 1997 (9-0-3)

LONGEST HOME UNDEFEATED STREAK

14 Nov. 19, 1983 - Jan. 21, 1984 (11-0-3)

LONGEST ROAD UNDEFEATED STREAK

10 Jan. 10 - March 3, 1999 (8-0-2)

CONSECUTIVE GAMES WITH AT LEAST ONE POINT

16 Dec. 27, 2000 - Jan. 30, 2001 (12-0-3-1)

CONSECUTIVE HOME GAMES WITH AT LEAST ONE POINT

17 Jan. 20 - April 6, 2003 (14-0-2-1)

CONSECUTIVE ROAD GAMES WITH AT LEAST ONE POINT

15 Dec. 20, 2003 - Feb. 14, 2004 (9-0-4-2)

LONGEST LOSING STREAK

14 Oct. 21 - Nov. 19, 1990

LONGEST HOME LOSING STREAK

8 Oct. 21 - Nov. 24, 1990

LONGEST ROAD LOSING STREAK

18 Jan. 18 - April 1, 1990

LONGEST WINLESS STREAK

17 Oct. 21 - Nov. 25, 1990 (0-15-2)

LONGEST HOME WINLESS STREAK

11 Nov. 14 - Dec. 26, 1989 (0-7-4)

LONGEST ROAD WINLESS STREAK

33 Oct. 8, 1991 - Feb. 27, 1992 (0-25-8)

MARGIN OF VICTORY & DEFEAT

LARGEST MARGIN OF VICTORY

10 Dec. 12, 1995 vs. San Jose (12-2)

LARGEST MARGIN OF DEFEAT

10 Feb 6, 1990 at Washington (2-12)

COMEBACK WINS

LARGEST DEFICIT OVERCOME, VICTORY

5 March 3, 1999 at Florida (trailed 0-5, won 7-5)

TIES

MOST TIES, SEASON

18 1980-81

MOST HOME TIES, SEASON

11 1980-81

MOST ROAD TIES, SEASON

13 1981-82

FEWEST TIES, SEASON (FULL SEASON)

5 1987-88

FEWEST HOME TIES, SEASON (FULL SEASON)

2 1987-88, 1992-93

FEWEST ROAD TIES, SEASON (FULL SEASON)

1 1989-90

OVERTIME

MOST OVERTIME GAMES, SEASON

28 2x (2002-03, 2003-04)

MOST OVERTIME WINS, SEASON

8 2003-04

MOST OVERTIME LOSSES, SEASON

8 2002-03

FEWEST OVERTIME WINS, SEASON

0 5x (1983-84, '86-87, '89-90, '91-92, '93-94)

FEWEST OVERTIME LOSSES

0 1993-94

GOALS

MOST GOALS, SEASON

360 1983-84

MOST GOALS, HOME, SEASON

203 1982-83

MOST GOALS, ROAD, SEASON

171 1992-93

FEWEST GOALS, SEASON (FULL SEASON)

190 2008-09

FEWEST GOALS, HOME, SEASON (FULL SEASON)

102 2003-04

FEWEST GOALS, ROAD, SEASON (FULL SEASON)

87 2008-09

MOST GOALS SCORED BY DEFENSEMEN

58 1992-93

MOST GOALS, GAME

12 Dec. 5, 1995 vs. San Jose (12-2)
Oct. 20, 1984 at Toronto (12-3)
Feb. 1, 1983 vs. Hartford (12-3)

MOST GOALS, GAME, HOME

12 Dec. 5, 1995 vs. San Jose (12-2)
Feb. 1, 1983 vs. Hartford (12-3)

MOST GOALS, GAME, ROAD

12 Oct. 20, 1984 at Toronto (12-3)



GOALS (continued)

MOST GOALS, PERIOD

6 8x (last: March 3, 1999 at Florida - 3rd)

MOST GOALS, PERIOD, HOME

6 Dec. 5, 1995 vs. San Jose (1st)
Nov. 1, 1983 vs. Los Angeles (1st)
Feb. 1, 1983 vs. Hartford (1st)
Dec. 7, 1982 vs. Boston (2nd)

MOST GOALS, PERIOD, ROAD

6 March 3, 1999 at Florida (3rd)
Feb. 16, 1985 at Pittsburgh (2nd)
Oct. 20, 1984 at Toronto (3rd)
April 1, 1982 at Boston (1st)

MOST GOALS AGAINST, SEASON

407 1989-90

MOST GOALS AGAINST, HOME, SEASON

192 1989-90

MOST GOALS AGAINST, ROAD, SEASON

215 1989-90

MOST GOALS AGAINST, GAME

12 Feb 6, 1990 at Washington (2-12)

MOST GOALS AGAINST, GAME, HOME

11 Nov. 24, 1990 vs. Winnipeg (4-11)
March 8, 1983 vs. Boston (5-11)

MOST GOALS AGAINST, GAME, ROAD

12 Feb 6, 1990 at Washington (2-12)

MOST GOALS AGAINST, PERIOD

7 Feb. 27, 1995 vs Pittsburgh (2nd)
Feb. 18, 1989 at Los Angeles (3rd)
April 4, 1980 at Hartford (2nd)

MOST GOALS AGAINST, HOME, PERIOD

7 Feb. 27, 1995 vs Pittsburgh (2nd)

MOST GOALS AGAINST, ROAD, PERIOD

7 Feb. 18, 1989 at Los Angeles (3rd)
April 4, 1980 at Hartford (2nd)

FEWEST GOALS AGAINST, SEASON (FULL SEASON)

169 2001-02

FEWEST GOALS AGAINST, HOME, SEASON (FULL SEASON)

80 2x (1999-00, 2001-02)

FEWEST GOALS AGAINST, ROAD, SEASON (FULL SEASON)

89 2001-02

COMBINED GOALS

MOST GOALS COMBINED, GAME

18 Feb. 23, 1991 at Calgary (8-10)
Feb. 22, 1981 at Washington (11-7)

MOST GOALS, COMBINED, PERIOD

10 Dec. 7, 1982 vs. Boston (2nd)

SHUTOUTS

MOST SHUTOUTS, ONE SEASON

11 2001-02

FEWEST SHUTOUTS, ONE SEASON

0 4x (1988-89, 1989-90, 1990-91, 1992-93)

MOST TIMES SHUTOUT, ONE SEASON

12 2008-09

FEWEST TIMES SHUTOUT, ONE SEASON

0 6x ('80-81, '81-82, '83-84, '86-87, '92-93, '94-95)

MOST CONSECUTIVE SHUTOUTS

3 Nov. 14-18, 2001

MOST CONSECUTIVE GAMES BEING SHUTOUT

2 3x (last: April 11-12, 2009)

SPECIALTY TEAMS

MOST POWER PLAY GOALS, SEASON

101 1992-93

FEWEST POWER PLAY GOALS, SEASON (FULL SEASON)

49 2007-08

MOST POWER PLAY GOALS AGAINST, SEASON

98 2x (1989-90, 1990-91)

FEWEST POWER PLAY GOALS AGAINST, SEASON (FULL SEASON)

41 2001-02

MOST POWER PLAY GOALS, GAME

5 Dec. 27, 1992 at Ottawa
April 14, 1992 vs. Buffalo
Oct. 13, 1986 at Vancouver

MOST POWER PLAY GOALS AGAINST, GAME

6 Oct. 13, 1993 at NY Rangers

MOST POWER PLAY GOALS, PERIOD

3 11x (last: Dec. 27, 2008 vs. Detroit - 1st)

MOST POWER PLAY GOALS AGAINST, PERIOD

4 Oct. 10, 1983 vs. Montreal (1st)

MOST SHORTHANDED GOALS, SEASON

21 2x (1992-93, 1995-96)

FEWEST SHORTHANDED GOALS, SEASON

2 2007-08

MOST SHORTHANDED GOALS, GAME

3 Dec. 26, 2005 vs. Phoenix
Jan. 17, 1989 vs. New Jersey
Oct. 20, 1984 at Toronto

MOST SHORTHANDED GOALS, PERIOD

2 Dec. 26, 2005 vs. Phoenix (3rd)
Dec. 3, 1995 vs. Dallas (2nd)
Oct. 13, 1992 vs. Philadelphia (3rd)
Oct. 31, 1991 at NY Rangers (3rd)
Jan. 17, 1989 vs. New Jersey (3rd)

FEWEST SHG AGAINST, SEASON (FULL SEASON)

5 2007-08

MOST POWER PLAY GOALS, COMBINED, GAME

8 5x (last: Nov. 25, 1993 vs. Los Angeles)

MOST POWER PLAY GOALS, COMBINED, PERIOD

5 3x (last: Dec. 23, 1989 vs. Buffalo -- 2nd)

MOST SHORTHANDED GOALS, COMBINED, GAME

4 3x (last: Dec. 3, 1995 vs. Dallas)

MOST SHORTHANDED GOALS, COMBINED, PERIOD

4 Dec. 3, 1995 vs. Dallas (2nd)

SCORING PLATEAUS

MOST 30-GOAL SCORERS, SEASON

5 1981-82

MOST 20-GOAL SCORERS, SEASON

8 2x (1981-82, 1983-84)

SHOTS-ON-GOAL

MOST SHOTS-ON-GOAL, SEASON

2644 1995-96

FEWEST SHOTS-ON-GOAL, SEASON

2030 1990-91

MOST SHOTS-ON-GOAL, GAME

57 March 5, 1996 vs San Jose

FEWEST SHOTS-ON-GOAL, GAME

9 Jan. 18, 1981 at Chicago

LARGEST SHOT DIFFERENTIAL

+31 March 5, 1996 vs San Jose (57-26)



TEAM RECORDS

SHOTS-ON-GOAL (continued)

MOST SHOTS AGAINST, SEASON

2863 1990-91

FEWEST SHOTS AGAINST, SEASON

2059 2000-01

MOST SHOTS AGAINST, GAME

73 March 21, 1991 at Boston

MOST SHOTS-ON-GOAL, PERIOD

29 Feb. 11, 1997 vs. Los Angeles (1st)

MOST SHOTS AGAINST, PERIOD

26 Feb. 4, 1990 vs. Boston (1st)

FEWEST SHOTS-ON-GOAL, PERIOD

0 Many Times (last: Oct. 27, 2005 vs. Vancouver -- 3rd)

FEWEST SHOTS AGAINST, GAME

9 Jan. 27, 2001 at Nashville

FEWEST SHOTS AGAINST, PERIOD

1 6x (last: Dec. 12, 2007 at Columbus -- 2nd)

PENALTIES

MOST PENALTY MINUTES, SEASON

2104 1989-90

FEWEST PENALTY MINUTES, FULL SEASON

884 2006-07

FEWEST TOTAL PENALTIES, FULL SEASON

388 2007-08

MOST PENALTY MINUTES, GAME

118 April 15, 1992 at Buffalo

MOST PENALTY MINUTES AGAINST, GAME

129 Feb. 26, 1987 at Boston

MOST PENALTY MINUTES, PERIOD

94 Jan. 11, 1982 vs. Hartford (3rd)

MOST PENALTY MINUTES AGAINST, PERIOD

105 Feb. 26, 1987 at Boston (2nd)

FEWEST PENALTY MINUTES, GAME

0 April 9, 2000 vs. Detroit

MOST PENALTY MINUTES, COMBINED, GAME

231 Feb. 26, 1987 at Boston (Que-102, Bos-129)

FEWEST PENALTY MINUTES, COMBINED, GAME

0 April 9, 2000 vs. Detroit

FASTEST GOALS

FASTEST GOAL TO START A GAME

0:08 Antti Laaksonen, Feb. 10, 2006 at Columbus

FASTEST GOAL TO START A GAME, OPPONENT

0:08 Paul Kariya, March 9, 1997 vs. Anaheim

FASTEST GOAL TO START A PERIOD0:05 Dale Hunter, Oct. 30, 1985 at Hartford (3rd)
Marc Tardiff, Nov. 2, 1981 vs. Montreal (3rd)**FASTEST GOAL TO START A PERIOD, OPPONENT**

0:06 F. Olausson, Oct. 29, 1991 vs. Winnipeg (2nd)

FASTEST TWO GOALS SCORED0:09 Oct. 17, 1997 at Calgary
(Klemm, 12:15 & 12:24, 1st)
Jan. 23, 2002 at Edmonton
(Foote 3:25, Drury 3:34 1st)**FASTEST THREE GOALS SCORED**0:52 March 8, 2004 at Vancouver
(Konowalchuk 14:40, Sakic 15:09,
Hendrickson 15:31 1st)**FASTEST TWO GOALS AGAINST**0:09 Feb. 10, 2001 vs. St. Louis
(S. Young 7:26, J. Mayers 7:35 2nd)**FASTEST THREE GOALS AGAINST**0:27 Oct. 17, 1989 vs. Calgary
(G. Roberts (2), J. Peplinski)**FASTEST TWO GOALS BY ONE PLAYER**0:09 Jon Klemm, Oct. 17, 1997 at Calgary
(12:15 & 12:24)**FASTEST THREE GOALS BY ONE PLAYER**

2:17 Alain Cote, April 1, 1982 at Boston

FASTEST TWO GOALS BY BOTH TEAMS

0:05 Nov. 5, 1985 vs. Boston (3rd)

FASTEST OVERTIME GOAL0:19 Milan Hejduk, March 18, 2007 vs. San Jose
Sandis Ozolinsh, March 9, 1999 at Wash.**FASTEST OVERTIME GOAL, OPPONENT**

0:08 K.E. Andersson, Nov. 20, 1983 at NY Rangers

CONSECUTIVE STARTS BY A GOALTENDER, FRANCHISE HISTORY

GS	GOALTENDER	DATES
26	Ron Tugnutt	Nov. 21, 1990-Jan. 22, 1991
24	Dan Bouchard	Feb. 13-April 5, 1981
18	Dan Bouchard	Nov. 15-Dec. 27, 1983
16	Patrick Roy	Jan. 12-Feb. 21, 1999
14	Peter Budaj	March 9-April 9, 2006

ALL-TIME WINNING/LOSING STREAKS



LONGEST WINNING / LOSING STREAKS (SINGLE SEASON)

LONGEST WINNING STREAKS

GM	DATES
12	Jan. 10 - Feb. 7, 1999
9	Oct. 10-28, 2000
8	Dec. 31, 2005 - Jan. 19, 2006
8	March 23 - April 9, 2000
8	Oct. 18 - Nov. 5, 1995
7	Jan. 16-30, 2001
7	Feb. 4-16, 1995
7	Dec. 31, 1985 - Jan. 11, 1986
7	Oct. 10-21, 1985
7	Nov. 24 - Dec. 10, 1983

LONGEST LOSING STREAKS (regulation)

GM	DATES
14	Oct. 21 - Nov. 19, 1990
11	Jan. 18 - Feb. 10, 1990
8	Jan. 2-23, 1992
8	March 18 - April 1, 1990
8	Oct. 25 - Nov. 8, 1989
7	Feb. 9-23, 1980
6	March 19 - April 1, 2009
6	Feb. 22 - March 4, 2009
6	March 30 - April 11, 1998
6	Jan. 4-15, 1994
6	Feb. 2-13, 1992
6	March 4-15, 1990

LONGEST UNBEATEN STREAKS (SINGLE SEASON)

LONGEST UNBEATEN STREAKS

GM	W-L-T	DATES
12	12-0-0	Jan. 10 - Feb. 7, 1999
12	9-0-3	Dec. 23, 1996 - Jan. 20, 1997
11	9-0-2	Oct. 23 - Nov. 13, 1996
11	7-0-4	March 10-31, 1981
10	8-0-2	Jan. 20 - Feb. 11, 2003
10	8-0-2	Nov. 24 - Dec. 12, 2001
10	9-0-1	Jan. 10-30, 2001
10	6-0-4	Dec. 23, 1997 - Jan. 3, 1998
10	9-0-1	Oct. 18 - Nov. 11, 1995
9	9-0-0	Oct. 10-28, 2000
9	8-0-1	March 24 - April 11, 1999

LONGEST STREAKS WITH AT LEAST ONE POINT

GM	W-L-T-OL	PTS	DATES
16	12-0-3-1	28	Dec. 27, 2000 - Jan. 30, 2001
14	11-0-2-1	25	Jan. 20 - Feb. 20, 2003
12	10-0-2	22	Feb. 27 - March 25, 2007
12	7-0-3-2	19	Jan. 19 - Feb. 14, 2004
12	12-0-0-0	24	Jan. 10 - Feb. 7, 1999
12	9-0-3-0	21	Dec. 23, 1996 - Jan. 20, 1997
11	9-0-2-0	20	Oct. 23 - Nov. 13, 1996
11	7-0-4-0	18	March 10-31, 1981
10	8-0-2-0	18	Nov. 24 - Dec. 12, 2001
10	9-0-1-0	19	Jan. 10-30, 2001
10	6-0-4-0	16	Dec. 23, 1997 - Jan. 3, 1998
10	9-0-1-0	19	Oct. 18 - Nov. 11, 1995
10	8-0-0-2	18	Feb. 19 - March 11, 2001

HOME / ROAD WINNING STREAKS (SINGLE SEASON)

LONGEST HOME WINNING STREAKS

GM	DATES
10	March 6 - April 16, 1995
10	Nov. 26, 1983 - Jan. 10, 1984
7	Jan. 23 - Feb. 25, 2003
7	Dec. 19, 1981 - Jan. 11, 1982
6	Oct. 3 - Nov. 1, 2007 (start of season)
6	March 20 - April 6, 2003
6	Nov. 11 - Dec. 1, 2000
6	Jan. 5-17, 2000
6	Feb. 19 - March 3, 1996
6	Jan. 24 - Feb. 11, 1995 (start of season)
6	Nov. 21 - Dec. 10, 1991
6	Nov. 30 - Dec. 19, 1985
6	Jan. 4 - Feb. 1, 1983

LONGEST ROAD WINNING STREAKS

GM	DATES
7	Jan. 10 - Feb. 7, 1999
6	Jan. 19 - March 11, 2002
6	March 7 - April 7, 2000
5	Dec. 5-26, 2001
5	Oct. 10-26, 2000
5	Oct. 25 - Nov. 11, 1995
5	Feb. 28 - March 24, 1986



INDIVIDUAL FRANCHISE RECORDS

SERVICE TIME

MOST SEASONS, NORDIQUES/AVALANCHE
20 Joe Sakic, 1988-89 to 2008-09

GAMES PLAYED

MOST GAMES PLAYED, CAREER
1378 Joe Sakic

MOST GAMES PLAYED, SEASON
84 Joe Sakic, 1993-94
Mats Sundin, 1993-94

MOST GAMES PLAYED, CONSECUTIVE
312 Dale Hunter, Oct. 9, 1980-March 13, 1984

GOALS

MOST GOALS, CAREER
625 Joe Sakic

MOST GOALS, SEASON
57 Michel Goulet, 1982-83

MOST GOALS, SEASON, RIGHT WING
52 Jacques Richard, 1980-81

MOST GOALS, SEASON, LEFT WING
57 Michel Goulet, 1982-83

MOST GOALS, SEASON, CENTER
54 Joe Sakic, 2000-01

MOST GOALS, SEASON, DEFENSEMAN
23 Sandis Ozolinsh, 1996-97

MOST GOALS, SEASON, ROOKIE
39 Anton Stastny, 1980-81
Peter Stastny, 1980-81

MOST GOALS, MONTH
16 Michel Goulet, December 1985
Michel Goulet, January 1984

MOST GOALS, ROOKIE, MONTH
12 Peter Stastny, February 1981

MOST GOALS, GAME
5 Mike Ricci, Feb. 17, 1994 at San Jose
Mats Sundin, March 5, 1992 at Hartford

MOST GOALS, PERIOD
3 14x (last: Sakic, March 13, 2003 at CBJ -- 1st)

POWER PLAY GOALS

MOST POWER PLAY GOALS, CAREER
205 Joe Sakic

MOST POWER PLAY GOALS, SEASON
29 Michel Goulet, 1987-88

MOST POWER PLAY GOALS, SEASON, ROOKIE
12 Marek Svatos, 2005-06
Anton Stastny, 1980-81

MOST POWER PLAY GOALS, GAME
3 Andrew Brunette, Dec. 19, 2006 at Edm.
Joe Sakic, April 14, 1992 vs. Buffalo
Michel Goulet, Dec. 14, 1985 vs. NJ

SHORT-HANDED GOALS

MOST SHORTHANDED GOALS, CAREER
32 Joe Sakic

MOST SHORTHANDED GOALS, SEASON
6 Joe Sakic, 1995-96
Scott Young, 1992-93
Michel Goulet, 1981-82

GAME-WINNING GOALS

MOST GAME-WINNING GOALS, CAREER
86 Joe Sakic

MOST GAME-WINNING GOALS, SEASON
16 Michel Goulet, 1983-84

MOST GAME-WINNING GOALS, SEASON, ROOKIE
9 Marek Svatos, 2005-06

GAME TYING GOALS

MOST GAME-TYING GOALS, CAREER
13 Joe Sakic

MOST GAME-TYING GOALS, SEASON
5 Michel Goulet, 1981-82
Real Cloutier, 1979-80

OVERTIME GOALS

MOST OVERTIME GOALS, CAREER
9 Milan Hejduk

MOST OVERTIME GOALS, SEASON
2 7x (last: Milan Hejduk, 2003-04)

ASSISTS

MOST ASSISTS, CAREER
1016 Joe Sakic

MOST ASSISTS, SEASON
93 Peter Stastny, 1981-82

MOST ASSISTS, SEASON, RIGHT WING
60 Real Cloutier, 1981-82

MOST ASSISTS, SEASON, LEFT WING
65 Michel Goulet, 1983-84

MOST ASSISTS, SEASON, CENTER
93 Peter Stastny, 1981-82

MOST ASSISTS, SEASON, DEFENSEMAN
62 Steve Duchesne, 1992-93

MOST ASSISTS, SEASON, ROOKIE
70 Peter Stastny, 1980-81

MOST ASSISTS, GAME
5 8x (last: P. Forsberg, March 22, 2003 vs. Chi)

MOST ASSISTS, PERIOD
4 Owen Nolan, March 5, 1992 vs. Hartford (2nd)
Anton Stastny, April 4, 1987 vs. NJ (2nd)

MOST POINTS

MOST POINTS, CAREER
1641 Joe Sakic

MOST POINTS, SEASON
139 Peter Stastny, 1981-82

MOST POINTS, SEASON, RIGHT WING
103 Jacques Richard, 1980-81

MOST POINTS, SEASON, LEFT WING
121 Michel Goulet, 1983-84

MOST POINTS, SEASON, CENTER
139 Peter Stastny, 1981-82

MOST POINTS, SEASON, DEFENSEMAN
82 Steve Duchesne, 1992-93

MOST POINTS, SEASON, ROOKIE
109 Peter Stastny, 1980-81

MOST POINTS, MONTH
28 Peter Stastny, February, 1981



MOST POINTS (continued)

MOST POINTS, MONTH, ROOKIE

28 Peter Stastny, February 1981

MOST POINTS, GAME

8 Anton Stastny, Feb. 22, 1981 at Washington
Peter Stastny, Feb. 22, 1981 at Washington

MOST POINTS, GAME, ROOKIE

8 Anton Stastny, Feb. 22, 1981 at Washington
Peter Stastny, Feb. 22, 1981 at Washington

MOST POINTS, PERIOD

5 Peter Forsberg, March 3, 1999 at Florida (3rd)

MOST MULTIPLE POINT GAMES, SEASON

42 Peter Stastny, 1981-82

SCORING PLATEAUS

MOST 30-GOAL SEASONS

9 Joe Sakic

MOST 100-POINT SEASONS

7 Peter Stastny

SHOTS ON GOAL

MOST SHOTS-ON-GOAL, CAREER

4621 Joe Sakic

MOST SHOTS-ON-GOAL, SEASON

332 Joe Sakic, 2000-01

MOST SHOTS-ON-GOAL, GAME

11 Ryan Smyth, Oct. 16, 2007 vs. Calgary
Marek Svatos, Oct. 25, 2006 vs. Wash.
Joe Sakic, March 23, 2004 vs. Chicago
Peter Stastny, March 4, 1989 vs. Buffalo
Michel Goulet, Oct. 6, 1981 vs. Hartford
Real Cloutier, Oct. 18, 1979 at Colorado

PENALTY MINUTES

MOST PENALTY MINUTES, CAREER

1562 Dale Hunter

MOST PENALTY MINUTES, SEASON

301 Gord Donnelly, 1987-88

MOST PENALTY MINUTES, SEASON, ROOKIE

226 Dale Hunter, 1980-81

MOST PENALTY MINUTES, GAME

47 Jim Cummins, Dec. 20, 2003 at Los Angeles

MOST PENALTY MINUTES, GAME, ROOKIE

34 Chris Simon, March 23, 1993 at Wash.

MOST PENALTY MINUTES, PERIOD

42 Jim Cummins, Dec. 20, 2003 at Los Angeles

MOST 100-PIM SEASONS, CAREER

7 Dale Hunter, 1980-81 to 1986-87

SCORING STREAKS

LONGEST POINT STREAK

30 Mats Sundin, Oct. 8-Dec. 10, 1992 (21g/25a)

LONGEST POINT STREAK, ROOKIE

20 Paul Stastny, Feb. 3-March 17, 2007 (11g/18a)

LONGEST GOAL-SCORING STREAK

9 M. Goulet, Dec. 14, 1983-Jan. 5, 1984 (10g)

LONGEST GOAL-SCORING STREAK, ROOKIE

5 Anton Stastny, Dec. 14-23, 1980

LONGEST ASSIST STREAK

12 Joe Sakic, Feb. 27-March 24, 1992 (15a)

LONGEST ASSIST STREAK, ROOKIE

9 Miroslav Frycer, Jan. 31-Feb. 19, 1982

PLUS / MINUS

HIGHEST PLUS/MINUS RATING, SEASON

+62 Michel Goulet, 1983-84

TOP SINGLE GAME PERFORMANCES, FRANCHISE HISTORY

MOST GOALS SCORED IN A SINGLE GAME FRANCHISE HISTORY

G	PLAYER	DATES
5	Mike Ricci	Feb. 17, 1994 at San Jose
5	Mats Sundin	March 5, 1992 at Hartford
4	Joe Sakic	April 14, 1992 vs. Buffalo
4	Peter Stastny	Feb. 11, 1989 vs. Pittsburgh
4	Michel Goulet	March 17, 1986 at Montreal
4	Michel Goulet	Dec. 14, 1985 vs. New Jersey
4	Peter Stastny	Feb. 22, 1981 at Washington

MOST ASSISTS IN A SINGLE GAME FRANCHISE HISTORY

A	PLAYER	DATES
5	Peter Forsberg	March 22, 2003 vs. Chicago
5	Peter Forsberg	Jan. 1, 2003 at Nashville
5	Joe Sakic	Oct. 15, 1996 vs. Edmonton
5	Peter Forsberg	Feb. 23, 1996 vs. Los Angeles
5	Mike Ricci	Dec. 12, 1992 at San Jose
5	Owen Nolan	March 5, 1992 at Hartford
5	Michel Goulet	Jan. 3, 1984 vs. Montreal
5	Anton Stastny	Feb. 22, 1981 at Washington

MOST POINTS IN A SINGLE GAME FRANCHISE HISTORY

P	PLAYER	DATES
8	Anton Stastny	Feb. 22, 1981 at Washington
8	Peter Stastny	Feb. 22, 1981 at Washington
7	Mats Sundin	March 5, 1992 at Hartford
7	Peter Stastny	April 1, 1982 at Boston
6	Milan Hejduk	Dec. 9, 2007 vs. St. Louis
6	Peter Forsberg	Jan. 1, 2003 at Nashville
6	Peter Forsberg	March 3, 1999 at Florida
6	Joe Sakic	Oct. 15, 1996 vs. Edmonton
6	Mike Ricci	Dec. 12, 1992 at San Jose
6	Owen Nolan	March 5, 1992 at Hartford
6	Brent Ashton	March 5, 1985 vs. Boston
6	Michel Goulet	Jan. 3, 1984 vs. Montreal



INDIVIDUAL FRANCHISE RECORDS

APPEARANCES BY GOALTENDER

MOST GAMES, GOALTENDER, CAREER

478 Patrick Roy

MOST GAMES, GOALTENDER, SEASON

65 Patrick Roy, 1997-98

STARTS BY GOALTENDER

MOST GAMES STARTED, GOALTENDER, CAREER

471 Patrick Roy

MOST GAMES STARTED, GOALTENDER, SEASON

63 Patrick Roy, 2002-03
Patrick Roy, 2001-02
Patrick Roy, 1997-98

MOST GAMES STARTED, CONSECUTIVE, ONE SEASON

26 Ron Tugnutt, Nov. 21, 1990-Jan. 22, 1991

MINUTES

MOST MINUTES, GOALTENDER, CAREER

28317 Patrick Roy

MOST MINUTES, GOALTENDER, SEASON

3835 Patrick Roy, 1997-98

WINS BY GOALTENDER

MOST WINS, CAREER

262 Patrick Roy

MOST WINS, SEASON

40 Patrick Roy, 2000-01

MOST WINS, MONTH

10 Peter Budaj, March 2007
Dan Bouchard, February 1981

MOST WINS, CONSECUTIVE

11 Patrick Roy, Jan. 12-Feb. 7, 1999

MOST LOSSES

MOST LOSSES, CAREER

140 Patrick Roy

MOST LOSSES, SEASON

29 Peter Budaj, 2008-09
Ron Tugnutt, 1990-91

SHUTOUTS

MOST SHUTOUTS, CAREER

37 Patrick Roy

MOST SHUTOUTS, SEASON

9 Patrick Roy, 2001-02

MOST SHUTOUTS, MONTH

4 Patrick Roy, November 2001-02

MOST SHUTOUTS, CONSECUTIVE

3 Patrick Roy, Nov. 14-18, 2001

LONGEST SCORELESS STREAK, ONE SEASON (MIN.)

192:39 Patrick Roy, Nov. 10-20, 2001

MOST SAVES

MOST SAVES, CAREER

11924 Patrick Roy

MOST SAVES, SEASON

1718 Patrick Roy, 1996-97

MOST SAVES, GAME

70 Ron Tugnutt, March 21, 1991 at Boston

MOST SAVES, PERIOD

25 Scott Gordon, Feb. 4, 1990 vs. Boston

MOST SHOTS FACED

MOST SHOTS FACED, CAREER

12994 Patrick Roy

MOST SHOTS FACED, SEASON

1861 Patrick Roy, 1996-97

MOST SHOTS FACED, GAME

73 Ron Tugnutt, March 21, 1991 at Boston

MOST SHOTS FACED, PERIOD

26 Scott Gordon, Feb. 4, 1990 vs. Boston (1st)

MOST GOALS ALLOWED

MOST GOALS ALLOWED, CAREER

1070 Patrick Roy

MOST GOALS ALLOWED, SEASON

230 Daniel Bouchard, 1981-82

MOST GOALS ALLOWED, GAME

12 Scott Gordon, Feb. 6, 1990 at Washington

LOWEST GOALS AGAINST AVERAGE, CAREER (MIN 50 GP)

2.27 Patrick Roy

LOWEST GOALS AGAINST AVERAGE, SEASON (MIN 25 GP)

1.94 Patrick Roy, 2001-02

SAVE PERCENTAGE

HIGHEST SAVE PERCENTAGE, CAREER (MIN 50 GP)

.918 Patrick Roy

HIGHEST SAVE PERCENTAGE, SEASON (MIN 25 GP)

.925 Patrick Roy, 2001-02

LONGEST WINNING STREAKS, GOALTENDER

PLAYER	GAMES	DATES
Patrick Roy	11 games	Jan. 12 - Feb. 7, 1999
Stephane Fiset	9 games	Oct. 18 - Nov. 18, 1995
Jocelyn Thibault	8 games	March 6-26, 1995
Andrew Raycroft	7 games	Nov. 29, 2008 - Jan. 10, 2009
David Aebischer	7 games	Jan. 3-17, 2006

PLAYER	GAMES	DATES
David Aebischer	7 games	Oct. 21 - Nov. 10, 2005
Patrick Roy	7 games	Jan. 10-30, 2001
Patrick Roy	7 games	Oct. 10-28, 2000
Clint Malarchuk	7 games	Dec. 31, 1985 - Jan. 11, 1986
Dan Bouchard	7 games	Nov. 24 - Dec. 10, 1983

ALL-TIME SPECIALTY TEAMS



POWER PLAY

YEAR	GM	ADV	PPG	PCT	RK	SHGA
1979-80	80	298	63	21.1	13th	9
1980-81	80	339	81	23.9	8th	10
1981-82	80	314	83	26.4	4th	9
1982-83	80	294	61	20.7	19th	6
1983-84	80	316	69	21.8	10th	10
1984-85	80	306	64	20.9	17th	12
1985-86	80	424	99	23.3	7th	20
1986-87	80	354	76	21.5	8th	12
1987-88	80	456	99	21.7	8th	17
1988-89	80	392	85	21.7	6th	13
1989-90	80	371	70	18.9	16th	15
1990-91	80	328	51	15.5	21st	11
1991-92	80	385	66	17.1	20th	14
1992-93	84	464	101	21.8	5th	16
1993-94	84	430	67	15.6	22nd	18
1994-95	48	186	45	24.2	3rd	3
1995-96	82	404	86	21.3	2nd	22
1996-97	82	403	83	20.6	3rd	12
1997-98	82	426	74	17.4	7th	12
1998-99	82	375	71	18.9	5th	12
1999-00	82	302	59	19.5	4th	7
2000-01	82	363	80	22.0	3rd	11
2001-02	82	344	62	18.0	5th	7
2002-03	82	363	68	18.7	6th	6
2003-04	82	363	74	20.4	3rd	14
2004-05	--	--	--	--	--	--
2005-06	82	473	89	18.8	9th	12
2006-07	82	374	79	21.1	4th	9
2007-08	82	335	49	14.6	28th	5
2008-09	82	318	50	15.7	T-25th	8

PENALTY KILL

YEAR	GM	TSH	PPGA	PCT	RK	SHGF
1979-80	80	266	71	73.3	20th	4
1980-81	80	335	79	76.4	12th	7
1981-82	80	331	71	78.5	7th	17
1982-83	80	348	92	73.6	16th	6
1983-84	80	361	70	80.6	5th	11
1984-85	80	306	66	78.4	10th	11
1985-86	80	379	71	81.3	2nd	11
1986-87	80	311	52	83.3	2nd	8
1987-88	80	410	96	76.6	19th	8
1988-89	80	385	82	78.7	13th	12
1989-90	80	382	98	74.3	21st	8
1990-91	80	368	98	73.4	21st	10
1991-92	80	421	87	79.3	16th	11
1992-93	84	438	85	80.6	15th	21
1993-94	84	426	87	79.6	22nd	10
1994-95	48	203	38	81.3	15th	9
1995-96	82	439	71	80.8	7th	21
1996-97	82	339	42	87.6	2nd	14
1997-98	82	409	53	87.1	3rd	8
1998-99	82	386	63	83.7	17th	7
1999-00	82	335	52	84.5	14th	3
2000-01	82	342	59	82.7	19th	11
2001-02	82	315	41	87.0	2nd	7
2002-03	82	359	63	82.5	15th	5
2003-04	82	357	58	83.8	16th	7
2004-05	--	--	--	--	--	--
2005-06	82	447	69	84.6	6th	11
2006-07	82	353	70	80.2	24th	7
2007-08	82	301	56	81.4	21st	2
2008-09	82	318	64	79.9	21st	4

FRANCHISE 30-GOAL SEASONS

PLAYER	SEASON	G	PLAYER	SEASON	G	PLAYER	SEASON	G
Michel Goulet	1982-83	57	Owen Nolan	1991-92	42	Peter Stastny	1988-89	35
Michel Goulet	1983-84	56	Peter Stastny	1985-86	41	Milan Hejduk	2003-04	35
Michel Goulet	1984-85	55	Joe Sakic	1998-99	41	Milan Hejduk	2006-07	35
Joe Sakic	2000-01	54	Milan Hejduk	2000-01	41	Marc Tardif	1979-80	33
Michel Goulet	1985-86	53	Anton Stastny	1980-81	39	Mats Sundin	1991-92	33
Jacques Richard	1980-81	52	Peter Stastny	1980-81	39	Adam Deadmarsh	1996-97	33
Joe Sakic	1995-96	51	Marc Tardif	1981-82	39	Joe Sakic	2003-04	33
Milan Hejduk	2002-03	50	Wilf Paiement	1983-84	39	Michel Goulet	1980-81	32
Michel Goulet	1986-87	49	Joe Sakic	1989-90	39	Anton Stastny	1982-83	32
Michel Goulet	1987-88	48	Claude Lemieux	1995-96	39	Peter Stastny	1984-85	32
Joe Sakic	1990-91	48	Anton Stastny	1984-85	38	Mats Sundin	1993-94	32
Joe Sakic	1992-93	48	Walt Poddubny	1988-89	38	Joe Sakic	2005-06	32
Peter Stastny	1982-83	47	Valeri Kamensky	1995-96	38	Marek Svatos	2005-06	32
Mats Sundin	1992-93	47	Real Cloutier	1981-82	37	Anton Stastny	1985-86	31
Peter Stastny	1981-82	46	Marian Stastny	1982-83	36	Scott Young	1992-93	30
Peter Stastny	1983-84	46	Owen Nolan	1992-93	36	Mike Ricci	1993-94	30
Peter Stastny	1987-88	46	Milan Hejduk	1999-00	36	Owen Nolan	1994-95	30
Real Cloutier	1979-80	42	Joe Sakic	2006-07	36	Peter Forsberg	1995-96	30
Michel Goulet	1981-82	42	Marian Stastny	1981-82	35	Peter Forsberg	1998-99	30



ALL-TIME SCORING LEADERS

	PLAYER	YEARS	GP	G	A	PTS	PIM	1ST FRANCHISE GOAL
1	Joe Sakic	20	1378	625	1016	1641	614	10/08/88 vs New Jersey
2	Peter Stastny	10	737	380	668	1048	687	10/26/80 vs Chicago
3	Michel Goulet	11	813	456	489	945	613	11/10/79 vs NY Rangers
4	Peter Forsberg	11	589	217	538	755	552	01/27/95 vs Buffalo
5	Milan Hejduk	10	783	312	345	657	274	10/10/98 vs Ottawa
6	Anton Stastny	9	650	252	384	636	150	10/14/80 vs Colorado
7	Dale Hunter	8	535	142	322	464	1562	10/29/80 vs Vancouver
8	Valeri Kamensky	8	460	166	248	414	303	02/26/92 vs San Jose
9	Alex Tanguay	6	450	137	263	400	219	10/08/00 at Pittsburgh
10	Mats Sundin	4	324	135	199	334	317	10/04/90 vs Hartford
11	Alain Cote	10	696	103	190	293	383	01/20/80 vs Washington
12	Adam Deadmarsh	7	453	138	150	288	723	10/27/95 vs Buffalo
13	Real Cloutier	4	236	122	162	284	94	10/10/79 vs Atlanta
14	Sandis Ozolinsh	5	333	72	181	253	271	11/01/95 vs Calgary
15	Scott Young	5	359	113	134	247	112	10/10/92 vs Ottawa
16	Marc Tardif	4	272	116	128	244	154	10/18/79 vs Colorado
17	Adam Foote	15	853	56	186	242	1182	01/14/92 vs Calgary
18	Marian Stastny	4	252	98	143	241	89	10/08/81 vs Boston
19	Paul Gillis	9	576	87	146	233	1351	03/20/83 vs Winnipeg
20	Mike Ricci	6	339	91	137	228	389	10/08/82 vs Buffalo
21	Owen Nolan	6	268	117	127	224	540	10/12/90 vs Buffalo
22	Will Paierment	5	280	102	101	223	619	03/09/82 vs Calgary
23	Chris Drury	4	314	85	137	222	189	10/18/98 vs Los Angeles
24	Claude Lemieux	5	297	106	106	212	381	10/11/95 vs Boston
25	Rob Blake	5	322	62	146	208	278	02/25/01 vs Atlanta
26	Andrew Brunette	3	246	70	135	205	98	10/19/05 vs Los Angeles
27	Mario Brissis	8	403	38	162	200	779	10/14/81 vs Buffalo
28	John-Michael Liles	5	388	56	142	198	153	10/16/03 at Minnesota
29	Paul Stastny	3	193	63	122	185	88	10/21/06 at Montreal
30	Jacques Richard	4	186	79	103	182	126	02/18/80 vs Minnesota
31	Jeff Brown	5	237	53	117	170	166	02/28/86 vs Buffalo
32	Mike Hough	7	363	68	97	165	461	12/04/86 vs Boston
33	Alexei Gusarov	11	565	38	121	159	301	02/07/91 vs Montreal
34	Brent Ashton	3	172	78	75	153	119	12/20/84 vs Detroit
36	Randy Moller	7	508	33	119	152	1002	10/11/80 vs Montreal
37	Andrei Kovalenko	4	210	68	79	147	150	10/17/92 vs St. Louis
38	Wojtek Wolski	4	240	56	90	146	60	10/10/05 vs Calgary
39	Stephane Yelle	7	505	54	89	143	252	11/01/95 vs Calgary
40	Curtis Leschyshyn	9	522	34	107	141	431	12/06/88 vs Calgary
41	Normand Rochefort	8	480	32	104	136	452	12/30/80 vs NY Rangers
42	Robbie Ftorek	3	149	43	90	133	136	10/13/79 vs Montreal
43	Tony McKegney	4	203	69	63	132	124	10/18/83 vs Boston
44	Jean-Francois Sauve	4	192	41	89	130	47	12/06/83 vs Calgary
45	Claude Lapointe	6	256	40	73	113	299	01/08/91 vs Boston
	Martin Skoula	5	383	27	86	113	198	11/22/99 at Dallas
47	Ian Laperriere	4	307	40	72	112	552	10/19/05 vs Los Angeles
48	Brett Clark	5	307	27	83	110	177	02/18/04 vs Edmonton
49	Martin Rucinsky	5	183	35	71	106	139	04/14/92 vs Buffalo
50	Robert Picard	4	289	25	79	104	299	12/10/85 vs Buffalo
	Steven Reinprecht	3	165	40	64	104	38	03/08/01 at St. Louis
52	Tyler Arnason	3	223	31	71	102	56	10/14/06 vs Edmonton
	Steven Finn	10	605	29	73	102	1514	02/04/87 vs Montreal
54	Marc Fortier	5	196	42	59	101	124	03/08/88 vs Hartford
	Pierre Lacroix	4	218	18	83	101	179	11/14/79 vs Minnesota
56	Ryan Smyth	2	132	40	56	96	112	10/07/07 vs San Jose
57	Rene Corbet	6	247	40	51	91	293	01/02/94 vs Dallas
	Craig Wolanin	7	364	24	67	91	398	11/10/90 vs Philadelphia
59	Dave Pichette	4	189	16	74	90	275	12/10/80 vs Boston
60	Jon Klemm	9	408	29	56	85	212	04/08/95 vs Ottawa
61	Greg de Vries	5	379	22	60	82	311	01/27/99 vs Anaheim
	Steve Duchesne	1	82	20	62	82	57	10/08/92 vs Buffalo
63	Jamie Hislop	2	130	38	42	80	21	10/28/79 vs Montreal
	Pat Price	5	255	8	72	80	497	03/29/83 vs Boston
65	Uwe Krupp	2	188	19	59	78	110	01/31/95 vs Philadelphia
66	Gaetan Duchesne	2	150	32	44	76	139	10/24/87 vs Calgary
	Derek Morris	2	144	17	59	76	115	11/4/02 vs Vancouver
68	Mike Eagles	3	224	34	41	75	180	10/13/85 vs Winnipeg
	Brett McLean	2	160	24	51	75	87	10/10/05 vs Calgary
	Walt Poddubny	1	72	38	37	75	107	10/08/88 vs New Jersey
71	Ray Bourque	2	94	15	58	73	54	03/10/00 at Edmonton
72	Sylvain Lefebvre	5	351	11	61	72	192	02/23/95 vs Philadelphia
	Eric Messier	7	385	25	47	72	130	10/11/97 vs Phoenix
74	Shjon Podelin	4	239	34	37	71	160	03/30/99 vs Calgary
75	Eric Lacroix	3	170	34	33	67	112	10/04/96 vs St. Louis
76	Dan Hinote	6	353	27	38	65	254	03/04/00 vs Tampa Bay
77	Mike Keane	4	223	27	37	64	153	12/15/95 vs Hartford
78	Dale Hoganson	3	168	7	56	63	79	10/28/79 vs Montreal
	Aaron Miller	8	311	17	46	63	179	10/11/96 vs Chicago
	Andre Savard	2	95	29	34	63	46	10/13/83 vs Hartford
81	Guy Lafleur	2	98	24	38	62	6	10/05/89 vs Buffalo
	Louis Sleigher	5	111	30	32	62	81	10/21/82 vs Pittsburgh
83	Jeff Jackson	4	176	24	37	61	206	10/10/87 vs Boston
	Iiro Jarvi	2	116	18	43	61	58	10/09/88 vs Minnesota
85	Bryan Fogarty	3	111	16	44	60	71	11/30/89 vs Montreal
	Tony Hrkac	2	92	20	40	60	18	12/14/89 vs Calgary
	Radim Vrbata	2	118	29	31	60	30	11/21/01 at NY Islanders
88	Richard Leduc	2	97	24	34	58	55	10/21/79 vs Chicago
	Wally Weir	5	272	19	39	58	535	11/04/79 vs Detroit

ALL-TIME SCORING LEADERS



	PLAYER	YEARS	GP	G	A	PTS	PIM	1ST FRANCHISE GOAL
90	Alan Haworth	1	72	23	34	57	112	10/10/87 vs Boston
	Keith Jones	3	102	28	29	57	147	11/06/96 vs San Jose
	Jason Lafreniere	2	96	23	34	57	12	10/13/86 vs Vancouver
93	Chris Simon	4	146	24	32	56	555	03/20/93 vs New Jersey
94	Lane Lambert	2	89	20	35	55	139	03/07/87 vs Buffalo
95	Steve Konowalchuk	2	97	25	29	54	84	10/25/03 at Nashville
96	Pierre Turgeon	2	79	20	33	53	42	10/08/05 at Dallas
97	Stephane Morin	3	84	15	37	52	46	11/11/90 vs Montreal
98	John Anderson	1	65	21	28	49	26	10/12/85 vs Toronto
	Patrice Brisebois	2	113	11	38	49	77	10/05/05 at Edmonton
100	Bo Berglund	2	87	20	28	48	26	10/04/83 vs NY Islanders
101	Michel Petit	2	82	16	31	47	262	10/19/89 vs Chicago
102	Bob Bassen	2	84	23	23	46	88	01/25/94 vs Philadelphia
	Mark Kumpel	3	129	19	27	46	59	12/29/84 vs Pittsburgh
	Ville Nieminen	3	104	24	22	46	68	11/18/00 at Los Angeles
	Risto Siltanen	3	79	12	34	46	38	03/14/86 vs Calgary
	Mikhail Tatarinov	2	94	13	33	46	100	10/10/91 vs Minnesota
107	Ben Guite	3	168	19	26	45	93	01/09/07 vs Detroit
	Greg Paslawski	1	80	28	17	45	18	10/05/91 vs Hartford
	David Shaw	5	167	7	38	45	158	10/13/85 vs Winnipeg
110	Andre Dupont	3	169	12	32	44	262	11/24/80 vs Los Angeles
111	Karlis Skrstins	4	275	9	33	42	141	11/02/03 at NY Rangers
112	Pierre Aubry	4	163	18	23	41	92	10/08/81 vs Boston
113	Claude Loiselle	2	131	16	24	41	190	10/21/89 vs Minnesota
	Brad Richardson	3	136	19	21	40	48	01/28/06 vs Vancouver
115	Antti Laaksonen	2	122	13	19	38	56	10/05/05 at Edmonton
	Jordan Leopold	3	122	13	25	38	52	01/26/07 vs Phoenix
117	Bruce Bell	1	75	6	31	37	44	10/20/84 vs Toronto
	Iain Fraser	1	60	17	20	37	23	10/21/93 vs Chicago
	Miroslav Frycer	1	49	20	17	37	47	10/17/81 vs Toronto
	Garry Lariviere	2	127	5	32	37	106	11/18/79 vs Toronto
121	Paul Karjala	1	51	11	25	36	22	10/10/03 vs Chicago
122	Ken McRae	5	126	13	20	33	326	01/19/89 vs New Jersey
123	Tommy Albelin	2	74	5	27	32	74	10/08/87 vs Hartford
	Serge Bernier	2	78	10	22	32	49	10/18/79 vs Colorado
	Gino Cavallini	2	85	10	22	32	38	03/05/92 vs Hartford
	Shean Donovan	3	133	13	19	32	93	12/06/97 vs Vancouver
	Bob Fitchner	2	78	12	20	32	59	10/18/79 vs Colorado
	T.J. Hensick	2	92	10	22	32	16	12/01/07 at Los Angeles
	Scott Pearson	3	86	25	7	32	195	11/19/90 vs Montreal
	Teemu Selanne	1	78	16	16	32	32	10/16/03 at Minnesota
131	Scott Hannan	2	163	3	28	31	81	12/05/07 at Columbus
	Brad Maxwell	1	50	7	24	31	119	01/31/85 vs Boston
133	Joe Cirella	2	95	6	24	30	126	10/17/89 vs Calgary
	Wendel Clark	1	37	12	18	30	45	01/27/95 vs Buffalo
	Cody McCormick	5	190	9	21	30	250	11/04/03 vs Minnesota
136	Cody McLeod	2	128	19	10	29	282	12/27/07 vs Detroit
137	Jaroslav Hlinka	1	63	8	20	28	16	10/23/07 at Edmonton
	Kerry Huffman	2	81	4	24	28	82	10/10/92 vs Ottawa
	Dave Reid	2	138	12	16	28	49	11/13/00 at Calgary
	Ruslan Salei	2	87	7	21	28	95	03/01/08 vs Los Angeles
	Doug Smail	1	46	10	18	28	47	11/02/91 vs San Jose
142	Terry Carkner	1	63	3	24	27	159	01/06/88 vs Chicago
	John Ogrodnick	1	32	11	16	27	4	01/18/87 vs Chicago
144	Gerry Hart	2	77	3	23	26	69	12/09/79 vs Los Angeles
145	Jeff Finger	2	94	9	15	24	51	03/01/07 at Chicago
	Theoren Fleury	1	15	10	14	24	18	03/01/99 vs Edmonton
	Herb Raglan	2	77	7	17	24	150	03/23/91 vs Hartford
	Blake Wesley	3	119	6	18	24	187	03/15/83 vs St. Louis
149	Rick Lapointe	3	85	4	19	23	71	11/10/82 vs Hartford
	Basil McRae	3	75	14	9	23	277	12/15/81 vs NY Islanders
151	Gilbert Delorme	2	83	4	18	22	65	10/10/85 vs Chicago
	Gord Donnelly	6	213	10	12	22	668	02/23/86 vs Winnipeg
	Jari Kurri	1	70	5	17	22	12	10/03/97 vs Calgary
	Alain Lemieux	3	37	11	11	22	14	02/14/85 vs Philadelphia
	Kip Miller	2	49	9	13	22	19	02/10/91 vs Boston
	Ron Sutter	1	37	9	13	22	44	02/01/94 vs Hartford
157	Lucien DeBlois	2	84	11	10	21	58	10/28/83 vs Edmonton
	Darin Kimble	3	105	10	11	21	448	01/17/89 vs New Jersey
	Troy Murray	1	63	7	14	21	22	10/27/85 vs Buffalo
	Jeff Odgers	3	205	8	13	21	634	11/05/97 vs NY Rangers
161	Paul Baxter	1	61	7	13	20	145	10/24/79 vs Hartford
	Ken Quinney	3	59	7	13	20	23	10/22/86 vs Toronto
163	Jamie Baker	3	71	9	10	19	40	11/25/90 vs Los Angeles
	David Jones	2	67	10	9	19	16	03/11/08 at Atlanta
	Ken Klee	1	81	3	16	19	68	11/02/06 at St. Louis
	Bill Lindsay	2	67	6	13	19	30	02/11/92 vs Washington
	Chris Stewart	1	53	11	8	19	54	12/08/08 vs Los Angeles
	Brian Willsie	4	111	8	11	19	43	10/23/01 vs Carolina
169	David Karpas	4	79	5	13	18	175	10/09/93 vs Boston
	Dean McAmmond	1	41	10	8	18	10	12/06/02 vs Montreal
	Pierre Plante	1	69	4	14	18	68	10/28/79 vs Montreal
	Brian Rolston	1	50	8	10	18	12	11/19/99 vs NY Islanders
	Kurt Sauer	4	153	2	16	18	108	10/12/05 vs Nashville
	Mark Vermette	4	67	5	13	18	33	03/17/90 vs Philadelphia
175	Andre Dore	1	25	1	16	17	25	02/21/84 vs Montreal
	Steve Patrick	1	27	4	13	17	17	02/18/86 vs Los Angeles
	Patrick Roy (G)	8	478	0	17	17	152	---
	Randy Velischek	2	117	4	13	17	64	12/18/90 vs Montreal

FRANCHISE RECORD BOOK

FRANCHISE RECORD BOOK

FRANCHISE RECORD BOOK



ALL-TIME SCORING LEADERS

	PLAYER	YEARS	GP	G	A	PTS	PIM	1ST FRANCHISE GOAL
179	Jean Hamel	2	91	3	13	16	70	10/08/81 vs Boston
	Brad Larsen	5	92	4	12	16	60	03/28/02 at San Jose
	Scott Parker	6	237	5	11	16	538	11/16/00 at Phoenix
	Everett Sanipass	2	38	8	8	16	49	03/10/90 vs New Jersey
	Reggie Thomas	1	39	9	7	16	6	12/15/79 vs Detroit
	Darcy Tucker	1	63	8	8	16	67	10/18/08 at Dallas
185	Dan Lambert	2	29	6	9	15	22	11/21/91 vs Montreal
	Mike McKee	1	48	3	12	15	41	11/25/93 vs Los Angeles
187	Curt Brackenbury	1	63	6	8	14	55	11/22/79 vs Boston
	Chris Lindberg	1	37	6	8	14	12	10/10/93 vs Pittsburgh
	Blair Stewart	1	30	8	6	14	15	12/06/79 vs St. Louis
	Pascal Trepanier	2	89	4	10	14	77	11/03/01 at Toronto
191	Shawn Anderson	1	31	3	10	13	21	12/31/90 vs NY Islanders
	Serge Aubin	3	82	6	7	13	70	04/07/00 at Calgary
	Chris Dingman	3	110	9	4	13	247	11/5/99 vs NY Rangers
	Riku Hahl	3	92	5	8	13	38	04/01/02 vs Nashville
	Vaclav Nedrost	2	67	6	7	13	22	10/03/01 at Pittsburgh
196	Daniel Bouchard (G)	5	225	0	12	12	69	---
	Garth Butcher	1	34	3	9	12	67	10/26/93 at Chicago
	Martin Gelinás	1	31	6	6	12	8	10/06/93 vs Ottawa
	David Latta	4	36	4	8	12	4	10/14/88 vs Buffalo
	Mike McNeill	2	40	3	9	12	12	03/23/91 vs Hartford
	Steve Moore	3	69	5	7	12	41	12/31/03 at Calgary
	Andrei Nikolishin	1	49	5	7	12	24	10/16/03 at Minnesota
	Mark Rycroft	1	66	6	6	12	31	11/01/06 at Columbus
	Trevor Stienburg	4	71	8	4	12	166	04/02/86 vs New Jersey
	Ossi Vaananen	3	139	2	10	12	127	11/17/06 at Columbus
206	Wayne Babych	1	15	6	5	11	18	10/30/85 vs Hartford
	Brian Lawton	1	14	5	6	11	10	12/09/89 vs Philadelphia
208	Warren Rychel	3	88	6	4	10	233	12/01/95 vs NY Rangers
	Tommy Sjodin	1	22	1	9	10	18	03/05/94 vs Toronto
210	Peter Andersson	1	12	1	8	9	4	03/29/86 vs Los Angeles
	Matthew Barnaby	1	13	4	5	9	37	03/12/04 at Phoenix
	Aaron Broten	1	20	5	4	9	6	10/07/90 vs Boston
	Ron Chipperfield	2	16	4	5	9	10	03/23/80 vs Vancouver
	Stephane Fiset (G)	6	188	0	9	9	20	---
	Paul MacDermid	2	58	5	4	9	57	01/12/94 vs Vancouver
	Greg Malone	2	33	3	6	9	18	02/02/86 vs Hartford
	Jimmy Mann	3	82	1	8	9	244	02/18/84 vs Minnesota
	Josef Marha	3	19	2	7	9	4	10/07/97 vs Boston
	Brad May	2	64	3	6	9	90	10/22/05 at Vancouver
	Jeff Shantz	1	74	3	6	9	35	10/27/02 vs Minnesota
	Wayne Van Dorp	2	28	4	5	9	139	11/21/90 vs Hartford
	John Wensink	1	53	6	3	9	124	12/14/80 vs Edmonton
223	Richard David	3	31	4	4	8	10	04/04/82 vs Buffalo
	Bill Derlago	1	18	3	5	8	6	01/18/87 vs Chicago
	Mario Gosselin (G)	6	192	0	8	8	40	---
	Tim Hunter	1	48	5	3	8	94	10/22/92 vs Minnesota
	John Smrke	1	30	3	5	8	2	11/04/79 vs Detroit
	Gaston Therrien	3	22	0	8	8	12	---
	John Van Boxmeer	1	18	5	3	8	12	10/08/83 vs Buffalo
230	Bates Battaglia	2	17	1	6	7	14	03/20/03 vs San Jose
	Bob Boughner	2	52	1	6	7	62	01/03/06 vs Nashville
	Travis Brigley	1	36	3	4	7	10	11/02/03 at NY Rangers
	Kyle Cumiskey	3	53	1	6	7	18	01/06/07 at Minnesota
	Jean-Marc Gaulin	5	26	4	3	7	8	11/13/84 vs Los Angeles
	John Paddock	1	32	2	5	7	25	11/11/80 vs Boston
	Reggie Savage	1	17	3	4	7	16	10/18/93 vs Montreal
	Brent Severyn	2	101	1	6	7	235	01/21/97 vs Tampa Bay
	Tim Tootkey	1	12	1	6	7	4	01/22/83 vs Pittsburgh
	Tony Twist	4	151	0	7	7	433	---
	Brad Werenka	1	11	0	7	7	8	---
241	Daniel Poudrier	3	25	1	5	6	10	02/28/86 vs Buffalo
	John Tonelli	1	19	2	4	6	14	03/05/92 vs Hartford
243	David Aebischer (G)	5	174	0	5	5	28	---
	Peter Budaj (G)	4	182	0	5	5	6	---
	Kim Clarkson	1	61	0	5	5	204	---
	Roland Cloutier	1	14	2	3	5	0	12/06/79 vs St. Louis
	Daniel Dare	2	17	2	3	5	59	10/12/89 vs Philadelphia
	Mario Doyon	2	21	2	3	5	10	03/07/90 vs Winnipeg
	Luc Dufour	1	30	2	3	5	27	11/14/84 vs St. Louis
	Jari Gronstrand	2	32	1	4	5	16	01/12/89 vs Philadelphia
	Clint Malarchuk (G)	5	140	0	5	5	67	---
	Christian Matte	4	22	2	3	5	10	12/29/96 vs Dallas
	Max Mittenfrof	3	10	1	4	5	4	12/17/86 vs Edmonton
	Dwayne Norris	2	17	2	3	5	6	03/07/94 vs New Jersey
255	Greg C. Adams	1	7	1	3	4	17	10/08/89 vs Hartford
	Rick Berry	2	76	0	4	4	98	---
	T.J. Galiardi	1	11	3	1	4	6	03/27/09 vs Vancouver
	Todd Gill	1	36	0	4	4	25	---
	Darby Hendrickson	1	20	1	3	4	6	03/08/04 at Vancouver
	Bill Huard	1	7	2	2	4	13	04/08/95 vs Ottawa
	Janne Laukkanen	2	14	1	3	4	4	12/09/95 vs Ottawa
	Bryan Muir	3	62	1	3	4	32	03/30/02 at Phoenix
	Yves Sarault	2	30	3	1	4	6	01/15/97 vs Tampa Bay
	Daniel Tjarnqvist	1	37	2	2	4	8	11/26/08 vs St. Louis
	Ron Tugnutt (G)	5	153	0	4	4	4	---
	Landon Wilson	2	16	2	2	4	29	11/29/95 vs New Jersey
	Peter Worrell	1	49	3	1	4	179	12/31/03 at Calgary

ALL-TIME SCORING LEADERS



	PLAYER	YEARS	GP	G	A	PTS	PIM	1ST FRANCHISE GOAL	
268	Dave Andreychuk	1	14	1	2	3	2	04/05/00 at Edmonton	
	Jim Cummins	1	55	1	2	3	147	10/28/03 vs Calgary	
	Bobby Dollas	2	25	0	3	3	18	---	
	Jim Dowd	1	18	2	1	3	2	03/25/06 at St. Louis	
	Anders Eldebrink	1	12	1	2	3	8	02/06/83 vs Washington	
	Tom Fitzgerald	1	11	2	1	3	22	03/28/98 vs Anaheim	
	Jere Gillis	1	12	2	1	3	0	01/09/82 vs Boston	
	Chris Gratton	1	13	2	1	3	18	03/16/04 at Montreal	
	Barry Legge	1	31	0	2	3	18	---	
	Francois Leroux	1	50	1	3	3	140	01/08/98 vs Vancouver	
	Peter Loob	1	8	1	2	3	0	10/20/84 vs Toronto	
	Bryan Marchment	1	14	0	3	3	33	---	
	Nolan Pratt	1	46	1	2	3	40	03/06/01 at Atlanta	
	Jean-Marc Richard	2	5	2	1	3	2	02/02/88 vs Buffalo	
	Cam Russell	1	35	1	2	3	84	12/08/98 vs NY Islanders	
	John Slaney	1	7	0	3	3	4	---	
	Wyatt Smith	1	25	0	3	3	8	---	
	Greg Smyth	4	53	0	3	3	265	---	
	Jose Theodore (G)	3	91	0	3	3	8	---	
	287	Wade Belak	3	35	1	1	2	109	10/22/97 vs Washington
		Craig Billington (G)	3	67	0	2	2	6	---
		Paul Brousseau	1	8	1	1	2	2	01/10/96 vs Florida
		Marc Denis (G)	3	28	0	2	2	6	---
Kelly Fairchild		1	10	2	0	2	2	01/09/02 vs Chicago	
Ron Hextall (G)		1	54	0	2	2	56	---	
Dean Hopkins		1	5	0	2	2	4	---	
Terry Johnson		4	25	0	2	2	55	---	
John Kordic		1	19	0	2	2	115	---	
Jordan Krastanovich		2	22	0	2	2	6	---	
Stu Kulak		1	14	1	1	2	28	11/14/87 vs Los Angeles	
Ron Low (G)		1	15	0	2	2	0	---	
Lee Norwood		2	13	1	1	2	11	10/12/80 vs Vancouver	
Jaroslav Sevcik		1	13	0	2	2	2	---	
Doug Shedden		1	16	0	2	2	8	---	
Charlie Stephens		2	8	0	2	2	4	---	
Paul Stewart		1	21	2	0	2	74	03/23/80 vs Vancouver	
Daniel Vinceslette		2	27	0	2	2	63	---	
Richard Zemlak		1	20	0	2	2	47	---	
306		Niklas Andersson	1	3	0	1	1	2	---
		Gilles Bilodeau	1	9	0	1	1	25	---
		Ted Crowley	1	7	0	1	1	2	---
		Jeff Daw	1	1	0	1	1	0	---
	Michel Dion (G)	2	62	0	1	1	8	---	
	Leonard Esau	1	4	0	1	1	2	---	
	John Garrett (G)	2	29	0	1	1	2	---	
	Dave Hannan	1	4	1	0	1	2	04/11/98 vs St. Louis	
	Pat Hickey	1	7	0	1	1	4	---	
	Claude Julien	3	14	0	1	1	25	---	
	Vitaly Kolesnik (G)	1	8	0	1	1	2	---	
	Ray Macias	1	6	0	1	1	0	---	
	Bob Mason (G)	1	22	0	1	1	2	---	
	Chris McAllister	2	48	0	1	1	88	---	
	Anders Myrvold	1	4	0	1	1	6	---	
	Michel Plasse (G)	2	41	0	1	1	0	---	
	Bernie Saunders	2	10	0	1	1	8	---	
D.J. Smith	1	34	1	0	1	55	01/23/03 vs Columbus		
Dennis Sobchuk	1	2	0	0	1	2	03/20/83 vs Winnipeg		
Greg Tebbutt	1	2	0	1	1	4	---		
327	Ed Ward	1	7	1	0	1	5	11/02/93 vs Tampa Bay	
	Yuri Babenco	1	3	0	0	0	0	---	
	Joel Baillargeon	1	5	0	0	0	4	---	
	Don Barber	1	2	0	0	0	0	---	
	Michel Bolduc	2	10	0	0	0	6	---	
	Dennis Bonvie	1	1	0	0	0	0	---	
	Johnny Boychuk	1	4	0	0	0	0	---	
	Richard Brennan	1	2	0	0	0	0	---	
	Steve Brule	1	7	0	0	0	0	---	
	Mario Brunetta (G)	3	40	0	0	0	16	---	
	Jeff Buchanan	1	6	0	0	0	6	---	
	Stephane Charbonneau	1	2	0	0	0	0	---	
	Jacques Cloutier (G)	4	58	0	0	0	12	---	
	Alain Cote	1	6	0	0	0	4	---	
	Jim Dobson	1	1	0	0	0	0	---	
	Phillipe Dupuis	1	8	0	0	0	4	---	
	Chris Durno	1	2	0	0	0	0	---	
	David Farrish	1	4	0	0	0	0	0	---
	Brian Ford (G)	1	3	0	0	0	0	0	---
	Mike Gaul	1	1	0	0	0	0	0	---
	Scott Gordon (G)	2	23	0	0	0	0	0	---
	Ron Grahame (G)	1	8	0	0	0	2	---	
	Wayne Groulx	1	1	0	0	0	0	---	
Stephane Guerard	2	34	0	0	0	40	---		
Roger Hagglund	1	3	0	0	0	0	---		
Paul Healey	1	2	0	0	0	14	---		
Sami Helenius	1	33	0	0	0	46	---		
Matt Hendricks	1	4	0	0	0	13	---		
Yves Heroux	1	1	0	0	0	0	---		
Goran Hogosta (G)	1	21	0	0	0	0	---		
Mike Hurlbut	1	1	0	0	0	0	---		

REGULAR

FRANCHISE RECORD BOOK

REGULAR

REGULAR



ALL-TIME SCORING LEADERS/GOALTENDERS

PLAYER	YEARS	GP	G	A	PTS	PIM	1ST FRANCHISE GOAL
Kevin Kaminski	2	6	0	0	0	45	---
Darius Kasparaitis	1	11	0	0	0	19	---
Mikhail Kulshov	1	3	0	0	0	0	---
Francois Lacombe	1	3	0	0	0	2	---
Per Ledin	1	3	0	0	0	2	---
Ed Lee	1	2	0	0	0	5	---
Aaron MacKenzie	1	5	0	0	0	0	---
Jacques Mailhot	1	5	0	0	0	33	---
Bruce Major	1	4	0	0	0	0	---
David Marcinyshyn	1	5	0	0	0	26	---
Terry Martin	1	3	0	0	0	0	---
Greg Millen (G)	1	18	0	0	0	0	---
Sergei Mylnikov (G)	1	10	0	0	0	0	---
Mike Natyshak	1	4	0	0	0	0	---
Lawrence Nycholat	1	5	0	0	0	0	---
Wes O'Neill	1	3	0	0	0	4	---
Jaroslav Obsut	1	3	0	0	0	0	---
George Parros	2	0	0	0	0	0	---
Jeff Paul	1	2	0	0	0	7	---
Derek Peltier	1	11	0	0	0	2	---
Joel Prpic	1	3	0	0	0	2	---
Serge Roberge	1	9	0	0	0	24	---
Andrew Raycroft (G)	1	31	0	0	0	2	---
Jean-Marc Routhier	1	8	0	0	0	9	---
Andy Rymsha	1	6	0	0	0	23	---
Tommy Salo (G)	1	5	0	0	0	0	---
Phillipe Sauve (G)	1	17	0	0	2	2	---
Paxton Schulte	1	1	0	0	0	2	---
Richard Sevigny (G)	4	35	0	0	0	30	---
Scott Shaunessy	2	7	0	0	0	23	---
Rob Shearer	1	2	0	0	0	0	---
Dan Smith	2	15	0	0	0	9	---
Garth Snow (G)	2	7	0	0	0	2	---
John C. Stewart	1	2	0	0	0	0	---
Rick Tabaracci (G)	1	2	0	0	0	0	---
Christian Tanguay	1	2	0	0	0	0	---
John Tanner (G)	3	21	0	0	0	6	---
Jocelyn Thibault (G)	3	57	0	0	0	2	---
Yvon Vautour	1	5	0	0	0	2	---
Mike Vernace	1	12	0	0	0	8	---
Tyler Weiman (G)	1	1	0	0	0	0	---
Brian White	1	2	0	0	0	0	---

398

GOALTENDER STATISTICS

NAME	GP	MIN	GA	SO	EN	AVG	SV %	W-L-T
David Aebischer	174	9992	391	13	18	2.35	.915	89-58-14
Craig Billington	67	3448	150	2	5	2.61	.910	30-23-7
Daniel Bouchard	225	13370	800	5	7	3.59	.877	107-79-36
Mario Brunetta	40	1967	128	0	3	3.90	.868	12-17-1
Peter Budaj	182	10146	465	7	20	2.75	.902	81-65-21
Jacques Cloutier	58	2803	183	0	3	3.92	.881	12-26-7
Marc Denis	28	1480	63	3	3	2.55	.916	10-10-4
Michel Dion	62	3461	232	2	7	4.02	---	15-33-9
Stephane Fiset	188	10384	575	6	16	3.32	.892	84-67-22
Brian Ford	3	123	13	0	0	6.34	.814	1-1-0
John Garrett	29	1673	126	0	4	4.52	.868	10-13-5
Scott Gordon	23	1082	101	0	3	5.60	.828	2-16-0
Mario Gosselin	192	10525	644	6	9	3.67	.870	79-83-12
Ron Grahame	8	439	40	0	1	5.47	---	1-5-1
Ron Hexall	54	2988	172	0	3	3.45	.888	29-16-5
Goran Hogosta	21	1199	83	1	3	4.15	---	5-12-3
Vitaly Kolesnik	8	370	20	0	0	3.24	.888	3-3-0
Ron Low	15	828	51	0	1	3.70	---	5-7-2
Clint Malarchuk	140	7984	482	5	1	3.62	.881	62-53-18
Bob Mason	22	1168	92	0	1	4.73	.852	5-14-1
Greg Millen	18	1080	95	0	3	5.28	.849	3-14-1
Sergei Mylnikov	10	568	47	0	1	4.96	.855	1-7-2
Michel Plasse	41	2321	153	0	3	3.96	---	12-17-10
Andrew Raycroft	31	1722	90	0	4	3.14	.892	12-16-0
Patrick Roy	478	28317	1070	37	34	2.27	.918	262-140-65
Tommy Salo	5	304	12	0	0	2.37	.912	1-3-1
Phillipe Sauve	17	986	50	0	2	3.04	.896	7-7-3
Richard Sevigny	35	1716	106	1	0	3.71	.866	13-13-3
Garth Snow	7	398	27	0	0	4.07	.858	4-3-0
Rick Tabaracci	2	60	2	0	0	2.00	.889	1-0-0
John Tanner	21	1084	65	1	1	3.60	.883	2-11-5
Jose Theodore	91	5072	233	3	10	2.76	.902	42-38-5
Jocelyn Thibault	57	2960	146	1	3	2.96	.897	23-19-7
Ron Tugnutt	153	8356	568	1	13	4.08	.875	35-83-19
Tyler Weiman	1	16	0	0	0	0.00	1.000	0-0-0

ROSTER BREAKDOWN

A total of 398 players have appeared in a game for the Avalanche/Nordiques:
363 skaters and 35 goaltenders

FRANCHISE RECORD BOOK



2005-06 (9 GAMES, 3-6 RECORD)

Date	Opponent	Final Score	Shootout Score	COL	OPP	Deciding Goal	Goaltenders
Oct. 14, 2005	CHICAGO	L, 2-3	1-3	1-2	3-3	T. Ruutu	Khabibulin / BUDAJ
Nov. 5, 2005	DALLAS	L, 2-3	0-2	0-2	2-2	Zubov	Turco / BUDAJ
Nov. 21, 2005	CALGARY	L, 2-3	0-1	0-3	1-3	Amonte	Sauve / BUDAJ
Dec. 9, 2005	at New Jersey	W, 4-3	1-0	1-7	0-7	LAAKSONEN	KOLESNIK / Brodeur
Jan. 7, 2006	COLUMBUS	W, 3-2	2-1	2-4	1-4	TANGUAY	Leclaire / AEBISCHER
Jan. 26, 2006	DALLAS	L, 2-3	1-2	1-3	2-3	Jokinen	Turco / BUDAJ
Jan. 28, 2006	VANCOUVER	L, 3-4	0-1	0-3	1-3	J. Ruutu	Auld / AEBISCHER
March 7, 2006	at St. Louis	W, 2-1	1-0	1-3	0-3	HEJDUK	AEBISCHER / Sanford
March 26, 2006	EDMONTON	L, 3-4	0-1	0-3	1-3	Samsonov	Roloson / BUDAJ

2006-07 (9 GAMES, 5-4 RECORD)

Date	Opponent	Final Score	Shootout Score	COL	OPP	Deciding Goal	Goaltenders
Nov. 18, 2006	at Minnesota	W, 2-1	2-1	2-3	1-3	SAKIC	BUDAJ / Backstrom
Nov. 22, 2006	ANAHEIM	W, 3-2	1-0	1-3	0-3	SAKIC	Giguere / THEODORE
Jan. 6, 2007	at Minnesota	W, 2-1	2-1	2-4	1-4	HEJDUK	BUDAJ / Fernandez
Jan. 9, 2007	DETROIT	L, 3-4	1-2	1-3	2-3	Zetterberg	Hasek / BUDAJ
Jan. 13, 2007	at Anaheim	W, 3-2	2-1	2-4	1-4	HEJDUK	BUDAJ / Bryzgalov
Jan. 26, 2007	PHOENIX	L, 4-5	0-1	0-3	1-2	Nagy	Joseph / BUDAJ
Feb. 24, 2007	at Los Angeles	L, 5-6	3-4	3-6	4-6	D. Brown	BUDAJ / Burke
March 23, 2007	at Edmonton	L, 3-4	0-1	0-5	1-5	Reasoner	BUDAJ / Roloson
March 25, 2007	at Vancouver	W, 5-4	1-0	1-2	0-3	McLEAN	THEODORE / Luongo

2007-08 (10 GAMES, 7-3 RECORD)

Date	Opponent	Final Score	Shootout Score	COL	OPP	Deciding Goal	Goaltenders
Oct. 16, 2007	CALGARY	W, 5-4	2-1	2-3	1-3	SMYTH	Kiprusoff / THEODORE
Nov. 7, 2007	EDMONTON	W, 4-3	2-1	2-4	1-4	SVATOS	Roloson / BUDAJ
Dec. 31, 2007	at Phoenix	L, 3-4	0-2	0-2	2-2	Mueller	BUDAJ / Bryzgalov
Jan. 13, 2008	at Florida	W, 4-3	1-0	1-3	0-3	HEJDUK	THEODORE / Vokoun
Jan. 18, 2008	CHICAGO	L, 1-2	1-2	1-4	2-4	Lang	Lalime / THEODORE
Feb. 20, 2008	at Anaheim	L, 2-3	0-1	0-3	1-3	Perry	BUDAJ / Giguere
Feb. 22, 2008	at Phoenix	W, 3-2	3-2	3-12	2-12	McLEOD	THEODORE / Tellqvist
Feb. 27, 2008	at Vancouver	W, 3-2	2-0	2-3	0-2	SAKIC	THEODORE / Luongo
March 28, 2008	EDMONTON	W, 5-4	3-1	3-3	1-2	SAKIC	Roloson / THEODORE
April 6, 2008	MINNESOTA	W, 4-3	2-0	2-2	0-2	WOLSKI	Harding / THEODORE

2008-09 (13 GAMES, 9-4 RECORD)

Date	Opponent	Final Score	Shootout Score	COL	OPP	Deciding Goal	Goaltenders
Oct. 25, 2008	BUFFALO	W, 2-1	3-2	3-5	2-5	SMYTH	Miller / BUDAJ
Nov. 12, 2008	at Vancouver	W, 2-1	2-1	2-3	1-3	SVATOS	BUDAJ / Luongo
Nov. 15, 2008	at Edmonton	W, 3-2	2-1	2-5	1-5	TUCKER	BUDAJ / Roloson
Nov. 22, 2008	at Los Angeles	W, 4-3	2-0	2-2	0-2	SVATOS	BUDAJ / Ersberg
Dec. 5, 2008	at Dallas	L, 1-2	1-2	1-4	2-4	Modano	BUDAJ / Turco
Dec. 7, 2008	VANCOUVER	W, 5-4	3-1	3-3	1-2	SVATOS	Schneider / BUDAJ
Dec. 18, 2008	at Tampa Bay	W, 2-1	1-0	1-2	0-3	HEJDUK	RAYCROFT / M.Smith
Dec. 27, 2008	DETROIT	W, 4-3	1-0	1-3	0-3	WOLSKI	Conklin / BUDAJ
Feb. 15, 2009	at Detroit	W, 6-5	2-1	2-5	1-5	LEOPOLD	RAYCROFT / Osgood
March 12, 2009	MINNESOTA	W, 2-1	2-0	2-2	0-2	WOLSKI	Backstrom / BUDAJ
March 17, 2009	at Minnesota	L, 2-3	1-2	1-3	2-3	Zidlicky	BUDAJ / Backstrom
April 7, 2009	at San Jose	L, 0-1	0-1	0-3	1-3	Pavelski	BUDAJ / Nabokov
April 9, 2009	DALLAS	L, 2-3	2-3	2-3	3-3	Ribeiro	Climie / BUDAJ



ALL-TIME SHOOTOUTS

2005-06 (9 GAMES, 3-6 RECORD)

Team Totals	Att	Goals	Pct.
AVALANCHE	30	6	20.0
OPPONENT	31	11	35.5

Players	Att	Goals	Pct.
Brunette	1	0	0.0
Hejduk	7	1	14.3
Laaksonen	3	1	33.3
Sakic	7	0	0.0
Svatos	5	2	40.0
Tanguay	6	2	33.3
Turgeon	1	0	0.0

Totals 30 6 20.8

Goaltenders	Record	Att	GA	Sv Pct.
Aebischer	2-1	10	2	.800
Budaj	0-5	14	9	.357
Kolesnik	1-0	7	0	1.000

Totals 3-6 31 11 .645

2006-07 (9 GAMES, 5-4 RECORD)

Team Totals	Att	Goals	Pct.
AVALANCHE	33	12	36.4
OPPONENT	33	11	33.3

Players	Att	Goals	Pct.
Brunette	1	0	0.0
Hejduk	7	2	28.6
McLean	3	2	66.7
Sakic	8	4	50.0
Stastny	3	0	0.0
Svatos	5	1	20.0
Wolski	6	3	50.0

Totals 33 12 36.4

Goaltenders	Record	Att	GA	Sv Pct.
Budaj	3-4	27	11	.593
Theodore	2-0	6	0	1.000

Totals 5-4 33 11 .667

2007-08 (10 GAMES, 7-3 RECORD)

Team Totals	Att	Goals	Pct.
AVALANCHE	39	16	41.0
OPPONENT	37	10	27.0

Players	Att	Goals	Pct.
Arnason	1	1	100.0
Brunette	1	0	0.0
Guite	1	0	0.0
Hejduk	6	3	50.0
Hensick	2	0	0.0
Jones, D.	1	0	0.0
Laperriere	1	0	0.0
Liles	1	1	100.0
McLeod	1	1	100.0
Sakic	5	3	60.0
Smyth	3	1	33.3
Stastny	1	0	0.0
Svatos	7	2	28.6
Wolski	8	4	50.0

Totals 39 16 41.0

Goaltenders	Record	Att	GA	Sv Pct.
Budaj	1-2	9	4	.556
Theodore	6-1	28	6	.786

Totals 7-3 37 10 .730

2008-09 (13 GAMES, 9-4 RECORD)

Team Totals	Att	Goals	Pct.
AVALANCHE	43	22	51.2
OPPONENT	43	14	32.5

Players	Att	Goals	Pct.
Hejduk	13	6	46.2
Hensick	1	0	0.0
Leopold	1	1	100.0
Sakic	1	0	0.0
Smyth	4	1	25.0
Stewart	1	0	0.0
Svatos	9	3	33.3
Tucker	1	1	100.0
Wolski	12	10	83.3

Totals 43 22 51.2

Goaltenders	Record	Att	GA	Sv Pct.
Budaj	7-4	35	13	.629
Raycroft	2-0	8	1	.875

Totals 9-4 43 14 .674



Oct. 14, 2005 vs. Chicago (L, 2-3)

Shooter	Goalie	Result
T. Amason, Chi	P. Budaj, Col	Goal
A. Tanguay, Col	N. Khabibulin, Chi	Goal
T. Ruutu, Chi	P. Budaj, Col	Goal
M. Svatos, Col	N. Khabibulin, Chi	Missed
P. Vorobiev, Chi	P. Budaj, Col	Goal

Nov. 5, 2005 vs. Dallas (L, 2-3)

Shooter	Goalie	Result
S. Zubov, Dal	P. Budaj, Col	Goal
M. Hejdruk, Col	M. Turco, Dal	Save
J. Jokinen, Dal	P. Budaj, Col	Goal
A. Tanguay, Col	M. Turco, Dal	Save

Nov. 21, 2005 vs. Calgary (L, 2-3)

Shooter	Goalie	Result
J. Iginla, Cgy	P. Budaj, Col	Save
J. Sakic, Col	P. Sauve, Cgy	Save
T. Amonte, Cgy	P. Budaj, Col	Goal
M. Hejdruk, Col	P. Sauve, Cgy	Save
C. Kobasev, Cgy	P. Budaj, Col	Missed
A. Tanguay, Col	P. Sauve, Cgy	Save

Dec. 9, 2005 at New Jersey (W, 4-3)

Shooter	Goalie	Result
J. Sakic, Col	M. Brodeur, NJ	Save
V. Kozlov, NJ	V. Kolesnik, Col	Save
M. Svatos, Col	M. Brodeur, NJ	Save
B. Gionta, NJ	V. Kolesnik, Col	Save
M. Hejdruk, Col	M. Brodeur, NJ	Save
S. Gomez, NJ	V. Kolesnik, Col	Save
A. Tanguay, Col	M. Brodeur, NJ	Save
A. Mogilny, NJ	V. Kolesnik, Col	Save
P. Turgeon, Col	M. Brodeur, NJ	Save
S. Brylin, NJ	V. Kolesnik, Col	Save
A. Brunette, Col	M. Brodeur, NJ	Save
J. Madden, NJ	V. Kolesnik, Col	Save
A. Laaksonen, Col	M. Brodeur, NJ	Goal
J. Langenbrunner, NJ	V. Kolesnik, Col	Save

Jan. 7, 2006 vs. Columbus (W, 3-2)

Shooter	Goalie	Result
J. Balastik, Cbj	D. Aebischer, Col	Goal
M. Svatos, Col	P. Leclaire, Cbj	Goal
D. Vyborny, Cbj	D. Aebischer, Col	Save
J. Sakic, Col	P. Leclaire, Cbj	Missed
R. Nash, Cbj	D. Aebischer, Col	Save
M. Hejdruk, Col	P. Leclaire, Cbj	Save
N. Zherdev, Cbj	D. Aebischer, Col	Save
A. Tanguay, Col	P. Leclaire, Cbj	Goal

Jan. 26, 2006 vs. Dallas (L, 2-3)

Shooter	Goalie	Result
S. Zubov, Dal	P. Budaj, Col	Goal
M. Svatos, Col	M. Turco, Dal	Goal
J. Jokinen, Dal	P. Budaj, Col	Goal
J. Sakic, Col	M. Turco, Dal	Save
M. Modano, Dal	P. Budaj, Col	Save
A. Tanguay, Col	M. Turco, Dal	Save

Jan. 28, 2006 vs. Vancouver (L, 3-4)

Shooter	Goalie	Result
J. Ruutu, Van	D. Aebischer, Col	Goal
M. Svatos, Col	A. Auld, Van	Save
R. Kesler, Van	D. Aebischer, Col	Save
J. Sakic, Col	A. Auld, Van	Missed
A. Carter, Van	D. Aebischer, Col	Save
M. Hejdruk, Col	A. Auld, Van	Save

March 7, 2006 at St. Louis (W, 2-1)

Shooter	Goalie	Result
A. Laaksonen, Col	C. Sanford, StL	Missed
J. McClement, StL	D. Aebischer, Col	Save
M. Hejdruk, Col	C. Sanford, StL	Goal
K. Tkachuk, StL	D. Aebischer, Col	Save
J. Sakic, Col	C. Sanford, StL	Save
D. Wideman, StL	D. Aebischer, Col	Save

March 26, 2006 vs. Edmonton (L, 3-4)

Shooter	Goalie	Result
S. Samsonov, Edm	P. Budaj, Col	Goal
A. Laaksonen, Col	D. Roloson, Edm	Save
R. Smyth, Edm	P. Budaj, Col	Save
M. Hejdruk, Col	D. Roloson, Edm	Save
M. Peca, Edm	P. Budaj, Col	Missed
J. Sakic, Col	D. Roloson, Edm	Save

Nov. 18, 2006 at Minnesota (W, 2-1)

Shooter	Goalie	Result
W. Wolski, Col	N. Backstrom, Min	Goal
P. Demitra, Min	P. Budaj, Col	Save
M. Svatos, Col	N. Backstrom, Min	Save
M. Koivu, Min	P. Budaj, Col	Goal
J. Sakic, Col	N. Backstrom, Min	Goal
B. Rolston, Min	P. Budaj, Col	Save

Nov. 22, 2006 vs. Anaheim (W, 3-2)

Shooter	Goalie	Result
Stastny, Col	J. Giguere, Ana	Missed
T. Selanne, Ana	J. Theodore, Col	Save
M. Svatos, Col	J. Giguere, Ana	Missed
R. Shannon, Ana	J. Theodore, Col	Save
J. Sakic, Col	J. Giguere, Ana	Goal
R. Getzlaf, Ana	J. Theodore, Col	Save

Jan. 6, 2007 at Minnesota (W, 2-1)

Shooter	Goalie	Result
W. Wolski, Col	M. Fernandez, Min	Goal
P. Demitra, Min	P. Budaj, Col	Goal
P. Stastny, Col	M. Fernandez, Min	Missed
M. Koivu, Min	P. Budaj, Col	Save
J. Sakic, Col	M. Fernandez, Min	Save
B. Rolston, Min	P. Budaj, Col	Missed
M. Hejdruk, Col	M. Fernandez, Min	Goal
P. Bouchard, Min	P. Budaj, Col	Missed

Jan. 9, 2007 vs. Detroit (L, 3-4)

Shooter	Goalie	Result
W. Wolski, Col	D. Hasek, Det	Save
J. Williams, Det	P. Budaj, Col	Save
M. Hejdruk, Col	D. Hasek, Det	Save
P. Datsyuk, Det	P. Budaj, Col	Goal
J. Sakic, Col	D. Hasek, Det	Goal
H. Zetterberg, Det	P. Budaj, Col	Goal

Jan. 13, 2007 at Anaheim (W, 3-2)

Shooter	Goalie	Result
C. Kunitz, Ana	P. Budaj, Col	Goal
W. Wolski, Col	I. Bryzgalov, Ana	Goal
R. Getzlaf, Ana	P. Budaj, Col	Save
M. Svatos, Col	I. Bryzgalov, Ana	Save
C. Perry, Ana	P. Budaj, Col	Save
J. Sakic, Col	I. Bryzgalov, Ana	Save
A. McDonald, Ana	P. Budaj, Col	Save
M. Hejdruk, Col	I. Bryzgalov, Ana	Save

Jan. 26, 2007 vs. Phoenix (L, 4-5)

Shooter	Goalie	Result
W. Wolski, Col	C. Joseph, Phx	Save
S. Reinprecht, Phx	P. Budaj, Col	Save
M. Hejdruk, Col	C. Joseph, Phx	Save
L. Nagy, Phx	P. Budaj, Col	Goal
J. Sakic, Col	C. Joseph, Phx	Save

Feb. 24, 2007 at Los Angeles (L, 5-6)

Shooter	Goalie	Result
M. Svatos, Col	S. Burke, LA	Goal
A. Kopitar, LA	P. Budaj, Col	Missed
M. Hejdruk, Col	S. Burke, LA	Save
M. Cammalleri, LA	P. Budaj, Col	Goal
J. Sakic, Col	S. Burke, LA	Goal
A. Frolov, LA	P. Budaj, Col	Save
P. Stastny, Col	S. Burke, LA	Save
L. Visnovsky, LA	P. Budaj, Col	Missed
B. McLean, Col	S. Burke, LA	Goal
J. Lundmark, LA	P. Budaj, Col	Goal
A. Brunette, Col	S. Burke, LA	Save
D. Brown, LA	P. Budaj, Col	Goal



ALL-TIME SHOOTOUTS

March 23, 2007 at Edmonton (L, 3-4)

Shooter	Goalie	Result
A. Hensky, Edm	P. Budaj, Col	Missed
M. Svatos, Col	D. Roloson, Edm	Save
P. Sykora, Edm	P. Budaj, Col	Missed
M. Hejduk, Col	D. Roloson, Edm	Save
F. Pisanic, Edm	P. Budaj, Col	Save
J. Sakic, Col	D. Roloson, Edm	Save
J. Lupul, Edm	P. Budaj, Col	Save
B. McLean, Col	D. Roloson, Edm	Missed
M. Reasoner, Edm	P. Budaj, Col	Goal
W. Wolski, Col	D. Roloson, Edm	Save

March 25, 2007 at Vancouver (W, 5-4)

Shooter	Goalie	Result
T. Linden, Van	J. Theodore, Col	Save
B. McLean, Col	R. Luongo, Van	Goal
B. Morrison, Van	J. Theodore, Col	Save
M. Hejduk, Col	R. Luongo, Van	Save
D. Sedin, Van	J. Theodore, Col	Save

Oct. 16, 2007 vs. Calgary (W, 5-4)

Shooter	Goalie	Result
W. Wolski, Col	M. Kiprusoff, Cgy	Goal
D. Phaneuf, Cgy	J. Theodore, Col	Save
R. Smyth, Col	M. Kiprusoff, Cgy	Goal
J. Iginla, Cgy	J. Theodore, Col	Goal
J. Sakic, Col	M. Kiprusoff, Cgy	Missed
A. Tanguay, Cgy	J. Theodore, Col	Save

Nov. 7, 2007 vs. Edmonton (W, 4-3)

Shooter	Goalie	Result
W. Wolski, Col	D. Roloson, Edm	Goal
S. Gagner, Edm	P. Budaj, Col	Save
R. Smyth, Col	D. Roloson, Edm	Save
A. Hensky, Edm	P. Budaj, Col	Missed
J. Sakic, Col	D. Roloson, Edm	Missed
R. Torres, Edm	P. Budaj, Col	Goal
M. Svatos, Col	D. Roloson, Edm	Goal
M. Reasoner, Edm	P. Budaj, Col	Missed

Dec. 31, 2007 at Phoenix (L, 3-4)

Shooter	Goalie	Result
W. Wolski, Col	I. Bryzgalov, Phx	Missed
P. Mueller, Phx	P. Budaj, Col	Goal
M. Svatos, Col	I. Bryzgalov, Phx	Save
R. Vrnbata, Phx	P. Budaj, Col	Goal

Jan. 13, 2008 at Florida (W, 4-3)

Shooter	Goalie	Result
N. Horton, Fla	J. Theodore, Col	Missed
M. Svatos, Col	T. Vokoun, Fla	Missed
S. Weiss, Fla	J. Theodore, Col	Save
W. Wolski, Col	T. Vokoun, Fla	Missed
O. Jokinen, Fla	J. Theodore, Col	Save
M. Hejduk, Col	T. Vokoun, Fla	Goal

Jan. 18, 2008 vs. Chicago (L, 1-2)

Shooter	Goalie	Result
M. Svatos, Col	P. Lalime, Chi	Save
P. Kane, Chi	J. Theodore, Col	Goal
W. Wolski, Col	P. Lalime, Chi	Save
M. Havlat, Chi	J. Theodore, Col	Save
M. Hejduk, Col	P. Lalime, Chi	Goal
P. Sharp, Chi	J. Theodore, Col	Save
T. Hensick, Col	P. Lalime, Chi	Save
R. Lang, Chi	J. Theodore, Col	Goal

Feb. 20, 2008 at Anaheim (L, 2-3)

Shooter	Goalie	Result
C. Perry, Ana	P. Budaj, Col	Goal
W. Wolski, Col	J. Giguere, Ana	Save
T. Selanne, Ana	P. Budaj, Col	Save
M. Svatos, Col	J. Giguere, Ana	Missed
R. Getzlaf, Ana	P. Budaj, Col	Missed
M. Hejduk, Col	J. Giguere, Ana	Save

Feb. 22, 2008 at Phoenix (W, 3-2)

Shooter	Goalie	Result
M. Svatos, Col	M. Tellqvist, Phx	Save
P. Mueller, Phx	J. Theodore, Col	Save
R. Smyth, Col	M. Tellqvist, Phx	Save
R. Vrnbata, Phx	J. Theodore, Col	Save
T. Hensick, Col	M. Tellqvist, Phx	Save
S. Doan, Phx	J. Theodore, Col	Save
P. Stastny, Col	M. Tellqvist, Phx	Save
M. Hanzal, Phx	J. Theodore, Col	Save
M. Hejduk, Col	M. Tellqvist, Phx	Save
S. Reinprecht, Phx	J. Theodore, Col	Save
T. Arnason, Col	M. Tellqvist, Phx	Goal
J. Perrault, Phx	J. Theodore, Col	Goal
D. Jones, Col	M. Tellqvist, Phx	Save
K. Ballard, Phx	J. Theodore, Col	Save
J. Liles, Col	M. Tellqvist, Phx	Goal
M. York, Phx	J. Theodore, Col	Goal
I. Laperriere, Col	M. Tellqvist, Phx	Save
N. Kapanen, Phx	J. Theodore, Col	Save
A. Brunette, Col	M. Tellqvist, Phx	Save
E. Jovanovski, Phx	J. Theodore, Col	Save
B. Guite, Col	M. Tellqvist, Phx	Save
D. Carcillo, Phx	J. Theodore, Col	Missed
C. McLeod, Edm	M. Tellqvist, Phx	Goal
K. Yandle, Phx	J. Theodore, Col	Missed

Feb. 27, 2008 at Vancouver (W, 3-2)

Shooter	Goalie	Result
M. Hejduk, Col	R. Luongo, Van	Save
M. Raymond, Van	J. Theodore, Col	Save
J. Sakic, Col	R. Luongo, Van	Goal
R. Shannon, Van	J. Theodore, Col	Save
M. Svatos, Col	R. Luongo, Van	Goal

March 28, 2008 vs. Edmonton (W, 5-4)

Shooter	Goalie	Result
W. Wolski, Col	D. Roloson, Edm	Goal
R. Nilsson, Edm	J. Theodore, Col	Goal
J. Sakic, Col	D. Roloson, Edm	Goal
S. Gagner, Edm	J. Theodore, Col	Save
M. Hejduk, Col	D. Roloson, Edm	Goal

April 6, 2008 vs. Minnesota (W, 4-3)

Shooter	Goalie	Result
W. Wolski, Col	J. Harding, Min	Goal
P. Nummelin, Min	J. Theodore, Col	Save
J. Sakic, Col	J. Harding, Min	Goal
P. Bouchard, Min	J. Theodore, Col	Save

Oct. 25, 2008 vs. Buffalo (W, 2-1)

Shooter	Goalie	Result
M. Hejduk, Col	R. Miller, Buf	Goal
A. Kotalik, Buf	P. Budaj, Col	Goal
J. Sakic, Col	R. Miller, Buf	Save
D. Stafford, Buf	P. Budaj, Col	Save
W. Wolski, Col	R. Miller, Buf	Goal
D. Roy, Buf	P. Budaj, Col	Goal
M. Svatos, Col	R. Miller, Buf	Save
T. Vanek, Buf	P. Budaj, Col	Save
R. Smyth, Col	R. Miller, Buf	Goal
C. MacArthur, Buf	P. Budaj, Col	Save

Nov. 12, 2008 at Vancouver (W, 2-1)

Shooter	Goalie	Result
K. Wellwood, Van	P. Budaj, Col	Save
W. Wolski, Col	R. Luongo, Van	Goal
T. Pyatt, Van	P. Budaj, Col	Save
M. Hejduk, Col	R. Luongo, Van	Save
A. Burrows, Van	P. Budaj, Col	Goal
M. Svatos, Col	R. Luongo, Van	Goal

Nov. 15, 2008 at Edmonton (W, 3-2)

Shooter	Goalie	Result
W. Wolski, Col	D. Roloson, Edm	Goal
S. Gagner, Edm	P. Budaj, Col	Goal
M. Hejduk, Col	D. Roloson, Edm	Save
A. Hensky, Edm	P. Budaj, Col	Save
M. Svatos, Col	D. Roloson, Edm	Save
R. Nilsson, Edm	P. Budaj, Col	Missed
R. Smyth, Col	D. Roloson, Edm	Missed
M. Pouliot, Edm	P. Budaj, Col	Save
D. Tucker, Col	D. Roloson, Edm	Goal
S. Horcoff, Edm	P. Budaj, Col	Missed

ALL-TIME SHOOTOUTS



Nov. 22, 2008 at Los Angeles (W, 4-3)

Shooter	Goalie	Result
P. O'Sullivan, LA	P. Budaj, Col	Save
M. Svatos, Col	E. Ersberg, LA	Goal
D. Brown, LA	P. Budaj, Col	Save
M. Hejduk, Col	E. Ersberg, LA	Goal

Dec. 5, 2008 at Dallas (L, 1-2)

Shooter	Goalie	Result
B. Richards, Dal	P. Budaj, Col	Save
W. Wolski, Col	M. Turco, Dal	Goal
F. Brunstrom, Dal	P. Budaj, Col	Save
M. Svatos, Col	M. Turco, Dal	Save
M. Ribeiro, Dal	P. Budaj, Col	Goal
M. Hejduk, Col	M. Turco, Dal	Save
M. Modano, Dal	P. Budaj, Col	Goal
R. Smyth, Col	M. Turco, Dal	Save

Dec. 7, 2008 vs. Vancouver (W, 5-4)

Shooter	Goalie	Result
W. Wolski, Col	C. Schneider, Van	Goal
K. Wellwood, Van	P. Budaj, Col	Goal
M. Svatos, Col	C. Schneider, Van	Goal
P. Demitra, Van	P. Budaj, Col	Save
M. Hejduk, Col	C. Schneider, Van	Goal

Dec. 18, 2008 at Tampa Bay (W, 2-1)

Shooter	Goalie	Result
J. Jokinen, TB	A. Raycroft, Col	Save
W. Wolski, Col	M. Smith, TB	Save
V. Lecavalier, TB	A. Raycroft, Col	Save
M. Hejduk, Col	M. Smith, TB	Goal
M. St. Louis, TB	A. Raycroft, Col	Save

Dec. 27, 2008 vs. Detroit (W, 4-3)

Shooter	Goalie	Result
W. Wolski, Col	T. Conklin, Det	Goal
P. Datsyuk, Det	P. Budaj, Col	Missed
M. Svatos, Col	T. Conklin, Det	Save
H. Zetterberg, Det	P. Budaj, Col	Save
M. Hejduk, Col	T. Conklin, Det	Save
J. Hudler, Det	P. Peter, Col	Save

Feb. 15, 2009 at Detroit (W, 6-5)

Shooter	Goalie	Result
P. Datsyuk, Det	A. Raycroft, Col	Missed
W. Wolski, Col	C. Osgood, Det	Goal
H. Zetterberg, Det	A. Raycroft, Col	Goal
M. Svatos, Col	C. Osgood, Det	Save
J. Hudler, Det	A. Raycroft, Col	Save
M. Hejduk, Col	C. Osgood, Det	Save
M. Hossa, Det	A. Raycroft, Col	Save
R. Smyth, Col	C. Osgood, Det	Missed
D. Cleary, Det	A. Raycroft, Col	Save
J. Leopold, Col	C. Osgood, Det	Goal

March 12, 2009 vs. Minnesota (W, 2-1)

Shooter	Goalie	Result
W. Wolski, Col	N. Backstrom, Min	Goal
O. Nolan, Min	P. Budaj, Col	Save
M. Hejduk, Col	N. Backstrom, Min	Goal
M. Koivu, Min	P. Budaj, Col	Save

March 17, 2009 at Minnesota (L, 2-3)

Shooter	Goalie	Result
W. Wolski, Col	N. Backstrom, Min	Goal
M. Koivu, Min	P. Budaj, Col	Goal
M. Hejduk, Col	N. Backstrom, Min	Save
P. Bouchard, Min	P. Budaj, Col	Save
M. Svatos, Col	N. Backstrom, Min	Save
M. Zidlicky, Min	P. Budaj, Col	Goal

April 7, 2009 at San Jose (L, 0-1)

Shooter	Goalie	Result
J. Pavelski, SJ	P. Budaj, Col	Goal
W. Wolski, Col	E. Nabokov, SJ	Missed
J. Cheechoo, SJ	P. Budaj, Col	Save
M. Hejduk, Col	E. Nabokov, SJ	Missed
J. Roenicke, SJ	P. Budaj, Col	Save
C. Stewart, Col	E. Nabokov, SJ	Save

April 9, 2009 vs. Dallas (L, 2-3)

Shooter	Goalie	Result
W. Wolski, Col	M. Clime, Dal	Goal
F. Brunstrom, Dal	P. Budaj, Col	Goal
M. Hejduk, Col	M. Clime, Dal	Goal
J. Neal, Dal	P. Budaj, Col	Goal
T. Hensick, Col	M. Clime, Dal	Missed
M. Ribeiro, Dal	P. Budaj, Col	Goal

ALL-TIME SHOOTOUT STATISTICS

	Att	Goals	Pct.
AVALANCHE	145	56	38.6
OPPONENT	144	46	31.9

Shooters	Att	Goals	Pct.	GDG
Amason	1	1	100.0	0
Brunette	3	0	0.0	0
Guite	1	0	0.0	0
Hejduk	33	12	36.4	5
Hensick	3	0	0.0	0
Jones, D.	1	0	0.0	0
Laaksonen	3	1	33.3	1
Laperriere	1	0	0.0	0
Leopold	1	1	100.0	1
Liles	1	1	100.0	0
McLean	3	2	66.7	1
McLeod	1	1	100.0	1
Sakic	21	7	33.3	4

Shooters	Att	Goals	Pct.	GDG
Smyth	7	2	28.6	2
Stastny	4	0	0.0	0
Stewart	1	0	0.0	0
Svatos	26	8	30.8	4
Tanguay	6	2	33.3	1
Tucker	1	1	100.0	1
Turgeon	1	0	0.0	0
Wolski	26	17	65.4	3

Goalies	Record	Att	GA	Sv Pct.
Aebischer	2-1	10	2	.800
Budaj	11-15	85	37	.565
Kolesnik	1-0	7	0	1.000
Raycroft	2-0	8	1	.875
Theodore	8-1	34	6	.824
Totals	24-17	144	46	.681



FRANCHISE AWARDS

INDIVIDUAL HONORS

HART TROPHY *(NHL MVP)*

Joe Sakic, 2001
Peter Forsberg, 2003

CONN SMYTHE TROPHY

(PLAYOFF MVP)
Joe Sakic, 1996
Patrick Roy, 2001

LESTER B. PEARSON AWARD

(NHLPA MVP)
Joe Sakic, 2001

ART ROSS TROPHY

(NHL LEADING SCORER)
Peter Forsberg, 2003

"ROCKET" RICHARD TROPHY

(NHL LEADING GOAL SCORER)
Milan Hejduk, 2003

CALDER MEMORIAL TROPHY

(ROOKIE OF THE YEAR)
Peter Stastny, 1981
Peter Forsberg, 1995
Chris Drury, 1999

JACK ADAMS AWARD

(COACH OF THE YEAR)
Marc Crawford, 1995

WILLIAM JENNINGS TROPHY

(LOWEST GAA)
Patrick Roy, 2002

LADY BYNG AWARD

(SPORTSMANSHIP)
Joe Sakic, 2001

KING CLANCY MEMORIAL TROPHY

(COMMUNITY)
Shjon Podein, 2001

NHL FOUNDATION PLAYER AWARD

(COMMUNITY)
Joe Sakic, 2007

ALL-STAR GAME MVP

Joe Sakic, 2004

BUD LIGHT PLUS/MINUS AWARD

Joe Sakic, 2001
Peter Forsberg & Milan Hejduk, 2003

NHL/SHERATON ROAD

PERFORMER AWARD
Joe Sakic, 2004

NHL ALL-ROOKIE TEAM

Bruce Bell, 1984-85
Peter Forsberg, 1994-95
Chris Drury, 1998-99
Milan Hejduk, 1998-99
John-Michael Liles, 2003-04
Paul Stastny, 2006-07

NHL ALL-STAR TEAM

1982-83

Michel Goulet (second team)

1983-84

Michel Goulet (first team)

1985-86

Michel Goulet (first team)

1986-87

Michel Goulet (first team)

1987-88

Michel Goulet (second team)

1996-97

Sandis Ozolinsh (first team)

1997-98

Peter Forsberg (first team)

1998-99

Peter Forsberg (first team)

2000-01

Ray Bourque (first team)
Joe Sakic (first team)
Rob Blake (second team)

2001-02

Patrick Roy (first team)
Joe Sakic (first team)
Rob Blake (second team)

2002-03

Peter Forsberg (first team)
Milan Hejduk (second team)

2003-04

Joe Sakic (first team)

AVALANCHE PLAYER OF THE WEEK, MONTH (SINCE 1995-96)

NHL THREE STARS OF THE MONTH

Peter Budaj (First Star) March, 2007

NHL PLAYER OF THE MONTH

Peter Forsberg February, 1996
Patrick Roy January, 1999
Joe Sakic March, 2000
Peter Forsberg February, 2003

NHL ROOKIE OF THE MONTH

Radim Vrbata February, 2002
Wojtek Wolski December, 2006
Paul Stastny February, 2007

NHL THREE STARS OF THE WEEK

Joe Sakic (Third Star) Feb. 12-18, 2007
Peter Budaj (Third Star) Feb. 26 - March 4, 2007
Joe Sakic (Second Star) March 12-18, 2007
Joe Sakic (Second Star) April 2-8, 2007
Paul Stastny (First Star) Oct. 3-7, 2007
Milan Hejduk (First Star) Dec. 3-9, 2007
Peter Budaj (Second Star) Oct. 20-26, 2008
Wojtek Wolski (First Star) Jan. 5-11, 2009

NHL PLAYER OF THE WEEK

Peter Forsberg Dec. 4-10, 1995
Joe Sakic Oct. 14-20, 1996
Patrick Roy Jan. 6-12, 1997
Patrick Roy Oct. 1-5, 1997
Claude Lemieux Nov. 17-23, 1997
Joe Sakic Jan. 18-24, 1999
Peter Forsberg March 1-7, 1999
Patrick Roy March 22-28, 1999
Peter Forsberg Jan. 10-16, 2000
Patrick Roy Oct. 4-15, 2000
Alex Tanguay Jan. 15-21, 2001
Peter Forsberg Feb. 19-25, 2001
Joe Sakic March 19-25, 2001
Patrick Roy April 2-8, 2001
Peter Forsberg Nov. 12-18, 2001
Joe Sakic Dec. 3-9, 2001
Joe Sakic Oct. 28 — Nov. 3, 2002
Patrick Roy* Jan. 20-26, 2003
Patrick Roy* Feb. 3-9, 2003
Milan Hejduk (co) March 31 — April 6, 2003
Milan Hejduk (offensive) Jan. 19-25, 2004
Joe Sakic (offensive) March 8-14, 2004
D. Aebischer (co-defensive) Jan. 2-8, 2006

* -- consecutive weeks



1998 NAGANO, JAPAN

CANADA

Joe Sakic
Adam Foote
Patrick Roy
Marc Crawford (coach)

CZECH REPUBLIC

Milan Hejduk -- Gold medal

FINLAND

Jari Kurri -- Bronze medal

GERMANY

Uwe Krupp

RUSSIA

Alexi Gusarov -- Silver medal
Valeri Kamensky -- Silver medal

SWEDEN

Peter Forsberg

USA

Adam Deadmarsh

2002 SALT LAKE CITY, UTAH

CANADA

Rob Blake -- Gold medal
Adam Foote -- Gold medal
Joe Sakic -- Gold medal

CZECH REPUBLIC

Milan Hejduk
Martin Skoula

FINLAND

Ville Nieminen

SWITZERLAND

David Aebischer

SWEDEN

Peter Forsberg (injured)

USA

Chris Drury -- Silver medal

2006 TORINO, ITALY

CANADA

Rob Blake
Joe Sakic (captain)

CZECH REPUBLIC

Milan Hejduk -- Bronze medal

FINLAND

Antti Laaksonen -- Silver medal
Ossi Vaananen (injured)

KAZAKHSTAN

Vitaly Kolesnik

LATVIA

Karlis Skrastins

SLOVAKIA

Peter Budaj
Marek Svatos

SWITZERLAND

David Aebischer

USA

John-Michael Liles



Joe Sakic was the MVP of the 2002 Winter Olympics after leading Canada to its first gold medal in 50 years.



AVALANCHE IN THE ALL-STAR GAME

1979-80 (February 5, 1980 in Detroit)

Real Cloutier (1+1=2)

1980-81 (February 10, 1981 in Los Angeles)

Peter Stastny (0+0=0)

1981-82 (February 9, 1982 in Washington)

Peter Stastny (0+1=1)

Marc Tardif (1+0=1)

1982-83 (February 8, 1983 in Uniondale, NY)

Peter Stastny (0+1=1)

Marian Stastny (0+0=0)

Michel Goulet (1+0=1)

1983-84 (January 31, 1984 in New Jersey)

Michel Goulet (0+0=0)

Peter Stastny (0+1=0)

1984-85 (February 12, 1985 in Calgary)

Michel Goulet (0+1=1)

1985-86 (February 4, 1986 in Hartford)

*Mario Gosselin (31:03, GA 1)

*Michel Goulet (0+0=0)

Peter Stastny (0+0=0)

1986-87 (Rendezvous '87, Feb. 11-13, 1987 in Quebec City)

*Michel Goulet

*Clint Malarchuk

Normand Rochefort

1987-88 (February 9, 1988 in St. Louis)

*Michel Goulet (0+0=0)

Peter Stastny (1+0=1)

1988-89 (February 7, 1989 in Edmonton)

Walt Poddubny (2+0=2)

1989-90 (January 21, 1990 in Pittsburgh)

Joe Sakic (0+2=2)

1990-91 (January 19, 1991 in Chicago)

*Joe Sakic (0+1=1)

1991-92 (January 18, 1992 in Philadelphia)

Joe Sakic (0+2=2)

Owen Nolan (1+1=2)

1992-93 (February 6, 1993 in Montreal)

Joe Sakic (0+3=3)

Steve Duchesne (0+0=0)

1993-94 (January 22, 1994 in New York)

Joe Sakic (1+2=3)

1995-96 (January 20, 1996 in Boston)

Joe Sakic (0+0=0)

Peter Forsberg (0+0=0)

1996-97 (January 18, 1997 in San Jose)

Patrick Roy (20:00, GA 4)

*Sandis Ozolins (0+3=3)

+Peter Forsberg (injured - DND)

*+Joe Sakic (injured - DND)

1997-98 (January 18, 1998 in Vancouver)

*Peter Forsberg (0+1=1)

Valeri Kamensky (0+0=0)

Jari Kurri (1+0=1)

*Sandis Ozolins (0+0=0)

*Patrick Roy (20:00, 3 GA)

Joe Sakic (0+2=2)

1998-99 (January 24, 1999 in Tampa Bay)

*Peter Forsberg (0+0=0)

1999-00 (February 6, 2000 in Toronto)

+Peter Forsberg (injured - DND)

Milan Hejduk (0+1=1)

Joe Sakic (1+0=1)

*Sandis Ozolins (0+0=0)

2000-01 (February 4, 2001 in Denver)

*Joe Sakic (1+0=1)

*Peter Forsberg (1+2=3)

*Ray Bourque (0+0=0)

**Milan Hejduk (1+0=0)

*Patrick Roy (20:00, 3 GA)

2001-02 (February 2, 2002 in Los Angeles)

Joe Sakic (0+0)

*Rob Blake (0+1)

*Patrick Roy (20:00, 2 GA)

2002-03 (February 2, 2003 in Florida)

*Rob Blake (0+0)

Peter Forsberg (1+0)

*Patrick Roy (20:00, 2 GA)

2003-04 (February 8, 2004 in Minnesota)

*Rob Blake (0+0=0)

Joe Sakic (3+0=3) MVP

Alex Tanguay (0+0=0)

2006-07 (January 24, 2007 in Dallas)

*Joe Sakic (0+4=4) Team Captain

2007-08 (January 27, 2008 in Atlanta)

+Paul Stastny (injured - DND)

2008-09 (January 25, 2009 in Montreal)

Milan Hejduk (1+2=3)

* Voted a starter

** Named as a replacement starter

+ Did not participate due to injury

- Rendezvous 87. The NHL did not play an All-Star Game in 1986-87 and instead held a two-game exhibition tournament featuring the NHL All-Stars against the Soviet National Team.

- No All-Star Game in 1994-95 or 2004-05 due to lockout

- No All-Star Game in 2005-06 due to the Olympics

AVALANCHE IN THE NHL YOUNG STARS GAME

2003

David Aebischer (29:38, 7 GA)

2004

Phil Sauve (30:00, 3 GA)

2007

Peter Budaj (29:12, 9 GA, 1 assist)

Wojtek Wolski (0+2=2)



J.C. TREMBLAY

TREMBLAY'S #3 WAS RETIRED BY THE QUEBEC NORDIQUES IN 1979

- His #3 jersey was retired by the Nordiques just before the franchise's move into the National Hockey League in 1979
- Has the distinction of being one of only three players to have a number retired by an NHL team without ever actually playing for it (the others being Johnny McKenzie by the Hartford Whalers and Frank Finnigan by the modern-day Ottawa Senators)
- Was the only player to play for the Nordiques all seven seasons of the World Hockey Association from 1972-79
- Named the WHA's top defenseman in 1973 and 1975
- Named to the WHA's First All-Star Team in 1973, 1975, 1976 and Second All-Star Team in 1974
- Led the WHA in assists in 1973 and 1976
- Second in WHA history in career assists (358)
- Led his team to the 1977 AVCO World Trophy championship
- Played 13 seasons with the Montreal Canadiens, winning five Stanley Cups



MARC TARDIF

TARDIF'S #8 WAS RETIRED BY THE QUEBEC NORDIQUES IN 1983.

- Was the Quebec Nordiques' first captain when the franchise joined the NHL in 1979
- Played six seasons with the Nordiques in the World Hockey Association (1974-79) and then four more after Quebec joined the NHL (1979-83)
- WHA's all-time leading goal scorer with 316 goals
- Ranks second in WHA history in points (666) and third in assists (350)
- Two-time winner of the Gordie Howe Trophy as WHA player of the year (1976, '78)
- Two-time winner of the Bill Hunter Trophy as WHA scoring champion (1976, '78)
- WHA First All-Star Team (1976, '77, '78) and Second All-Star Team (1975)



MICHEL GOULET

GOULET'S #16 WAS RETIRED BY THE QUEBEC NORDIQUES ON MARCH 16, 1995

- Inducted into the Hockey Hall of Fame in 1998
- Five-time NHL All-Star - First Team (1983-84, 1985-86, 1986-87) - Second Team (1982-83, 1987-88)
- Amassed 548 goals, 604 assists and 1,152 points in 1,089 career NHL games
- Ranked 11th on the all-time goal-scoring list at the time of his retirement in 1995
- Compiled eight 30-goal seasons, seven 40-goal seasons and four 50-goal campaigns
- Owns the top three goal-scoring seasons in franchise history, including a record 57 in 1982-83
- Still ranks second in franchise history with 456 goals
- Selected to five All-Star Games



PETER STASTNY

STASTNY'S #26 WAS RETIRED BY THE QUEBEC NORDIQUES IN FEBRUARY OF 1996

- Inducted into the Hockey Hall of Fame in 1998
- Inducted into the International Ice Hockey Federation's Hall of Fame in 2000
- Retired as the 17th highest scorer in NHL history with 1,239 career points (450 goals, 789 assists)
- His 1.268 career points-per-game average still ranks seventh all time
- After Wayne Gretzky, Stastny was the most prolific scorer in the NHL during the decade of the 1980's (986 points in 675 games)
- Captured the Calder Trophy in 1980-81 after setting an NHL rookie record with 109 points
- Was the leading scorer in Quebec Nordiques history with 1,048 points. Only Joe Sakic is above him on the franchise scoring list
- His 668 assists in a Nordiques sweater is also No. 1 all-time, second to only Sakic in franchise annals
- Played in six NHL All-Star Games
- Represented Czechoslovakia in the 1980 Olympic Games...He also represented Canada in the 1984 Canada Cup and skated for his native Slovakia at the 1994 Olympics





RETIRED NUMBERS



RAY BOURQUE

BOURQUE'S #77 WAS RETIRED BY THE COLORADO AVALANCHE ON NOVEMBER 24, 2001

- Inducted into the Hockey Hall of Fame in 2004
- NHL's all-time leading scorer among defensemen with 1,579 career points
- Ranks first among defensemen in all three scoring categories: goals (410), assists (1,169) and points
- 19-time NHL All-Star, most-ever by a defenseman
- Only Gordie Howe (21) was named to more All-Star teams in league history
- NHL-record 13 First-Team All-Star selections
- Five-time Norris Trophy winner (1987, '88, '90, '91, '94)
- Calder Memorial Trophy (1980)
- King Clancy Award (1992)
- NHL-record 19 consecutive All-Star Game selections
- Captured Stanley Cup in his 22nd and final season in the NHL, 2000-01 with Colorado



PATRICK ROY

ROY'S #33 WAS RETIRED BY THE COLORADO AVALANCHE ON OCTOBER 28, 2003

- Inducted into the Hockey Hall of Fame in 2006
- Retired as the winningest goaltender in NHL history with 551 victories...Currently ranks second in that category.
- Is still the winningest playoff goaltender in NHL history with 151 postseason victories.
- Only goaltender in NHL history to win 200 or more games with two different teams
- Four-time Stanley Cup Champion -- two with Montreal (1986, '93) and two with Colorado (1996, '01)
- Only player in NHL history to win three Conn Smythe Trophies as playoff MVP (1986, '93, 2001)
- Three Vezina Trophies (1989, '90, '92)
- Five William Jennings Trophies (1987, '88, '89, '92, '02)
- Selected to NHL All-Star Team on six occasions - First Team (1988-89, 1989-90, 1991-92, 2001-02) - Second Team (1987-88, 1990-91)
- Participated in 11 All-Star Games
- NHL All-Rookie Team (1985-86)
- First NHL goalie to play in 1,000 games
- Spent parts of 11 seasons with the Montreal Canadiens...Traded to Colorado in December of 1995 and spent parts of eight seasons with the Avalanche



JOE SAKIC

SAKIC'S #19 WILL BE RETIRED BY THE COLORADO AVALANCHE ON OCTOBER 1, 2009

- Won two Stanley Cups (1996, 2001)
- 20 NHL seasons, all with the Colorado Avalanche/Quebec Nordiques
- Team captain for 16 consecutive seasons (17 seasons overall), the second-longest serving captain in NHL history
- 2001 Hart Trophy (league MVP), Lester B. Pearson Award (NHLPA MVP) and Lady Byng Trophy (sportsmanship)
- 1996 Conn Smythe Trophy (playoff MVP)
- NHL First Team All-Star: 2001, 2002, 2004
- Eighth-leading scorer in NHL history with 1,641 career points...Ranks 14th all-time in goals (625) and 11th in assists (1,016)
- Seventh all-time in both playoff goals (84) and playoff points (188-tied).
- Holds NHL record with eight postseason overtime goals.
- Tied for third all-time in playoff game-winning goals (19).
- Franchise leader (regular season and playoffs) in games, goals, assists, points, power-play goals, short-handed goals and game-winning goals
- Selected to 13 NHL All-Star Games, making 12 appearances...MVP of the 2004 All-Star Game
- Holds All-Star Game record for career assists with 16
- Three-time Olympian with Canada (1998, 2002, 2006)...MVP of the 2002 Olympics after lifting Canada to gold medal
- 2007 NHL Foundation Player Award for community service





A (12)

ADAMS, GREG C.
AEBISCHER, DAVID
ALBELIN, TOMMY
ANDERSON, JOHN
ANDERSON, SHAWN
ANDERSSON, NIKLAS
ANDERSSON, PETER
ANDREYCHUK, DAVE
ARNASON, TYLER
ASHTON, BRENT
AUBIN, SERGE
AUBRY, PIERRE

B (36)

BABENKO, YURI
BABYCH, WAYNE
BAILLARGEON, JOEL
BAKER, JAMIE
BARBER, DON
BARNABY, MATTHEW
BASSEN, BOB
BATTAGLIA, BATES
BAXTER, PAUL
BELAK, WADE
BELL, BRUCE
BERGLUND, BO
BERNIER, SERGE
BERRY, RICK
BILLINGTON, CRAIG
BILLODEAU, GILLES
BLAKE, ROB
BOLDUC, MICHEL
BONVIE, DENNIS
BOUCHARD, DANIEL
BOUGHNER, BOB
BOUROUJE, RAYMOND
BOYCHUK, JOHNNY
BRACKENBURY, CURT
BRENNAN, RICHARD
BRIGLEY, TRAVIS
BRISEBOIS, PATRICE
BROTEN, AARON
BROUSSEAU, PAUL
BROWN, JEFF
BRULE, STEVE
BRUNETTA, MARIO
BRUNETTE, ANDREW
BUCHANAN, JEFF
BUDAJ, PETER
BUTCHER, GARTH

C (17)

CARKNER, TERRY
CAVALLINI, GINO
CHARBONNEAU, STEPHANE
CHIPPERFIELD, RON
CIRELLA, JOE
CLACKSON, KIM
CLARK, BRETT
CLARK, WENDEL
CLOUTIER, JACQUES
CLOUTIER, REAL
CLOUTIER, ROLAND
CORBET, RENE
COTE, ALAIN
COTE, ALAIN G.
CROWLEY, TED
CUMISKEY, KYLE
CUMMINS, JIM

D (25)

DAVID, RICHARD
DAW, JEFF
DEADMARSH, ADAM
DeBLOIS, LUCIEN
DELORME, GILBERT
DENIS, MARC
DERLAGO, BILL
DE VRIES, GREG
DINGMAN, CHRIS

DION, MICHEL
DOBSON, JIM
DOLLAS, BOBBY
DONNELLY, GORD
DONOVAN, SHEAN
DORE, ANDRE
DORE, DANIEL
DOWD, JIM
DOYON, MARIO
DRURY, CHRIS
DUCHESENE, GAETAN
DUCHESENE, STEVE
DUFOUR, LUC
DUPONT, ANDRE
DUPUIS, PHILIPPE
DURNO, CHRIS

E (3)

EAGLES, MIKE
ELDEBRINK, ANDERS
ESAU, LEN

F (16)

FAIRCHILD, KELLY
FARRISH, DAVE
FINGER, JEFF
FINN, STEVEN
FISET, STEPHANE
FITZNER, BOB
FITZGERALD, TOM
FLEURY, THEOREN
FOGARTY, BRYAN
FOOTE, ADAM
FORD, BRIAN
FORSBERG, PETER
FORTIER, MARC
FRASER, IAIN
FRYCKER, MIROSLAV
FTOREK, ROBBIE

G (18)

GALIARDI, T.J.
GARRETT, JOHN
GAUL, MIKE
GAULIN, JEAN-MARC
GELINAS, MARTIN
GILL, TODD
GILLIS, JERE
GILLIS, PAUL
GORDON, SCOTT
GOSSELIN, MARIO
GOULET, MICHEL
GRAHAME, RON
GRATTON, CHRIS
GRONSTRAND, JARI
GROULX, WAYNE
GUERARD, STEPHANE
GUILTE, BEN
GUSAROV, ALEXEI

H (29)

HAGGLUND, ROGER
HAHL, RIKU
HAMEL, JEAN
HANNAN, DAVE
HANNAN, SCOTT
HART, GERRY
HAWORTH, ALAN
HEALEY, PAUL
HEJDUK, MILAN
HELENIUS, SAMI
HENDRICKS, MATT
HENDRICKSON, DARBY
HENSICK, T.J.
HEROLUX, YVES
HEXTALL, RON
HICKEY, PAT
HINOTE, DAN
HISLOP, JAMIE

HINKA, JAROSLAV
HOGANSON, DALE
HOGOSTA, GORAN
HOPKINS, DEAN
HOUGH, MIKE
HRKAC, TONY
HUARD, BILL
HUFFMAN, KERRY
HUNTER, DALE
HUNTER, TIM
HURLBUT, MIKE

I (0)

J (6)

JACKSON, JEFF
JARVI, IIRO
JOHNSON, TERRY
JONES, DAVID
JONES, KEITH
JULIEN, CLAUDE

K (19)

KAMENSKY, VALERI
KAMINSKI, KEVIN
KARIYA, PAUL
KARPA, DAVID
KASPARAITIS, DARIUS
KEANE, MIKE
KIMBLE, DARIN
KLEE, KEN
KLEMM, JON
KOLESNIK, VITALY
KONOWALCHUK, STEVE
KORDIC, JOHN
KOVALENKO, ANDREI
KRESTANOVICH, JORDAN
KRUPP, UWE
KULAK, STU
KULESHOV, MIKHAIL
KUMPEL, MARK
KURRI, JARI

L (32)

LAAKSONEN, ANTTI
LACOMBE, FRANÇOIS
LACROIX, ERIC
LACROIX, PIERRE
LAFLEUR, GUY
LAFRENIERE, JASON
LAMBERT, DAN
LAMBERT, LANE
LAPERIERE, IAN
LAPOINTE, CLAUDE
LAPOINTE, RICK
LARIVIERE, GARRY
LARSEN, BRAD
LATTA, DAVID
LAUKKANEN, JANNE
LAWTON, BRIAN
LEDIN, PER
LEDUC, RICHARD
LEE, ED
LEFEBVRE, SYLVAIN
LEGGE, BARRY
LEMIEUX, ALAIN
LEMIEUX, CLAUDE
LEOPOLD, JORDAN
LEROUX, FRANCOIS
LESCHYSHYN, CURTIS
LILES, JOHN-MICHAEL
LINDBERG, CHRIS
LINDSAY, BILL
LOISELLE, CLAUDE
LOOB, PETER
LOW, RON



FRANCHISE ALL-TIME PLAYERS

M (40)

MacDERMID, PAUL
 MACIAS, RAY
 MacKENZIE, AARON
 MAILHOT, JACQUES
 MAJOR, BRUCE
 MALARCHUK, CLINT
 MALONE, GREG
 MANN, JIMMY
 MARCHMENT, BRYAN
 MARCINYSZYN, DAVID
 MARHA, JOSEF
 MAROIS, MARIO
 MARTIN, TERRY
 MASON, BOB
 MATTE, CHRISTIAN
 MAXWELL, BRAD
 MAY, BRAD
 McALLISTER, CHRIS
 McAMMOND, DEAN
 McCORMICK, CODY
 McKEE, MIKE
 McKEGNEY, TONY
 McLEAN, BRETT
 McLEOD, CODY
 McNEILL, MIKE
 McRAE, BASIL
 McRAE, KEN
 MESSIER, ERIC
 MIDDENDORF, MAX
 MILLEN, GREG
 MILLER, AARON
 MILLER, KIP
 MOLLER, RANDY
 MOORE, STEVE
 MORIN, STEPHANE
 MORRIS, DEREK
 MUIR, BRYAN
 MURRAY, TROY
 MYLNIKOV, SERGEI
 MYRVOLD, ANDERS

N (8)

NATYSHAK, MIKE
 NEDOROST, VACLAV
 NIEMINEN, VILLE
 NIKOLISHIN, ANDREI
 NOLAN, OWEN
 NORRIS, DWAYNE
 NORWOOD, LEE
 NYCHOLAT, LAWRENCE

O (5)

OBSUT, JAROSLAV
 ODGERS, JEFF
 OGDONICK, JOHN
 O'NEILL, WES
 OZOLINSH, SANDIS

P (20)

PADDOCK, JOHN
 PAIEMENT, WILF
 PARKER, SCOTT
 PARROS, GEORGE
 PASLAWSKI, GREG
 PATRICK, STEVE
 PAUL, JEFF
 PEARSON, SCOTT
 PELTIER, DEREK
 PETIT, MICHEL
 PICARD, ROBERT
 PICHETTE, PIERRE
 PLANTE, PIERRE
 PLASSE, MICHEL
 PODOUBNY, WALT
 PODEIN, SHJON
 POUDRIER, DANIEL
 PRATT, NOLAN
 PRICE, PAT
 PRPIC, JOEL

Q (1)

QUINNEY, KEN

R (18)

RAGLAN, HERB
 RAYCROFT, ANDREW
 REID, DAVE
 REINPRECHT, STEVEN
 RICCI, MIKE
 RICHARD, JACQUES
 RICHARD, JEAN-MARC
 RICHARDSON, BRAD
 ROBERGE, SERGE
 ROCHEFORT, NORMAND
 ROLSTON, BRIAN
 ROUTHIER, JEAN-MARC
 ROY, PATRICK
 RUCINSKY, MARTIN
 RUSSELL, CAM
 RYCHEL, WARREN
 RYCROFT, MARK
 RYMISHA, ANDY

S (50)

SAKIC, JOE
 SALEI, RUSLAN
 SALO, TOMMY
 SANIPASS, EVERETT
 SARAUAT, YVES
 SAUER, KURT
 SAUNDERS, BERNIE
 SAUVE, JEAN-FRANCOIS
 SAUVE, PHILIPPE
 SAVAGE, REGINALD
 SAVARD, ANDRE
 SCHULTE, PAXTON
 SELANNE, TEEMU
 SEVCIK, JAROSLAV
 SEVERNY, BRENT
 SEVIGNY, RICHARD
 SHANTZ, JEFF
 SHAUNESSY, SCOTT
 SHAW, DAVID
 SHEARER, ROB
 SHEDDEN, DOUG
 SILTANEN, RISTO
 SIMON, CHRIS
 SJODIN, TOMMY
 SKOULA, MARTIN
 SKRASTINS, KARLIS
 SLANEY, JOHN
 SLEIGHER, LOUIS
 SMAIL, DOUG
 SMITH, DAN
 SMITH, D.J.
 SMITH, WYATT
 SMRKE, JOHN
 SMYTH, GREG
 SMYTH, RYAN
 SNOW, GARTH
 SOBCHUK, DENNIS
 STASTNY, ANTON
 STASTNY, MARIAN
 STASTNY, PAUL
 STASTNY, PETER
 STEPHENS, CHARLIE
 STEWART, BLAIR
 STEWART, CHRIS
 STEWART, J.C.
 STEWART, PAUL
 STIENBURG, TREVOR
 SUNDIN, MATS
 SUTTER, RON
 SVATOS, MAREK

T (19)

TABARACCI, RICK
 TANGUAY, ALEX
 TANGUAY, CHRISTIAN
 TANNER, JOHN
 TARDIF, MARC
 TATARINOV, MIKHAIL
 TEBBUTT, GREG
 THEODORE, JOSE
 THERRIEN, GASTON
 THIBAUT, JOCELYN
 THOMAS, REGGIE
 TJARNOVIST, DANIEL
 TONELLI, JOHN
 TOOKEY, TIM
 TREPANIER, PASCAL
 TUCKER, DARCY
 TUGNUTT, RON
 TURGEON, PIERRE
 TWIST, TONY

U (0)

V (9)

VAANANEN, OSSI
 VAN BOXMEER, JOHN
 VAN DORP, WAYNE
 VAUTOUR, YVON
 VELISCHEK, RANDY
 VERMETTE, MARK
 VERNACE, MIKE
 VINCELETTE, DANIEL
 VRBATA, RADIM

W (12)

WARD, ED
 WEIMAN, TYLER
 WEIR, WALLY
 WENSINK, JOHN
 WERENKA, BRAD
 WESLEY, BLAKE
 WHITE, BRIAN
 WILLISIE, BRIAN
 WILSON, LONDON
 WOLANIN, CRAIG
 WOLSKI, WOJTEK
 WORRELL, PETER

X (0)

Y (2)

YELLE, STEPHANE
 YOUNG, SCOTT

Z (1)

ZEMPLAK, RICHARD



RD	PLAYER	CHOICE	TEAM	RD	PLAYER	CHOICE	TEAM
1979				1987			
1.	Michel Goulet, LW	20	Birmingham (WHA)	1.	Bryan Fogarty, D	9	Kingston (OHL)
2.	Dale Hunter, C	41	Sudbury (OHL)	2.	Joe Sakic, C	15	Swift Current (WHL)
3.	Lee Norwood, D	62	Oshawa (OHL)	3.	Jim Spratt, D	51	London (OHL)
4.	Anton Stastny, LW	83	Slovan Bratislava (CZECH.)	4.	Kip Miller, C	71	Michigan State U (CCHA)
5.	Pierre Lacroix, D	104	Trois Rivieres (QMJHL)	5.	Rob Mendel, D	93	Univ. of Wisconsin (WCHA)
6.	Scott McGeown, D	125	Toronto (OHL)	6.	Garth Snow, G	114	Mount St. Charles (USHS)
1980				7.	Tim Hanus, LW	135	Minnetonka (USHS)
2.	Normand Rochefort, D	24	Quebec (QMJHL)	8.	Jake Enebak, LW	156	Northfield Prep (USHS)
3.	Jay Miller, LW	66	Univ. of New Hamp. (H.E.)	9.	Jaroslav Sevcik, LW	177	Zetor Brno (CZECH.)
4.	Basil McRae, LW	87	London (OHL)	10.	Ladislav Triesl, C	183	Zetor Brno (CZECH.)
5.	Mark Kumpel, RW	108	Univ. of Mass Lowell (H.E.)	11.	Darren Nauss, RW	198	North Battleford (USHS)
6.	Gaston Therrien, D	129	Quebec (QMJHL)	12.	Mike Williams, G	219	Ferris State Univ. (CCHA)
7.	Michel Bolduc, D	150	Chicoutimi (QMJHL)	1988			
8.	Christian Tanguay, RW	171	Trois Rivieres (QMJHL)	1.	Curtis Leschyshyn, D	3	Saskatoon (WHL)
9.	William Robinson, D	192	Boxborough - Mass. (USHS)	2.	Daniel Dore, RW	5	Drummondville (QMJHL)
1981				3.	Stephane Fiset, G	24	Victoriaville (QMJHL)
1.	Randy Moller, D	11	Lethbridge (WHL)	4.	Petri Aalttonen, C	45	Prince Albert (WHL)
2.	Jean-Marc Gaulin, RW	53	Sorel (QMJHL)	5.	Stephane Verne, D	87	Univ. of Vermont (ECAC)
3.	Clint Malarchuk, G	74	Portland (WHL)	6.	Ed Ward, RW	108	Northern Mich. Univ. (WCHA)
4.	Ed Lee, RW	95	Princeton Univ. (ECAC)	7.	Valeri Kamenskii, LW	129	CSKA Moscow (RUSSIA)
5.	Mike Eagles, C	116	Kitchener (OHL)	8.	Sakari Lindfors, G	150	IFK Helsinki (FINLAND)
6.	Andre Cote, RW	158	Quebec (QMJHL)	9.	Dan Wiebe, LW	171	Univ. of Alberta (CIAU)
7.	Marc Brisebois, RW	179	Sorel (QMJHL)	10.	Alexei Gusarov, D	213	CSKA Moscow (RUSSIA)
8.	Karri Takko, G	200	Assat (FINLAND)	12.	Claude Lapointe, C	234	Laval (QMJHL)
1982				1989			
1.	David Shaw, D	13	Kitchener (OHL)	1.	Mats Sundin, RW	1	Nacka (SWEDEN)
2.	Paul Gillis, C	34	Niagara Falls (OHL)	2.	Adam Foutte, D	22	Sault Ste-Marie (OHL)
3.	Mario Gosselin, G	55	Shawinigan (QMJHL)	3.	Stephane Morin, C	43	Chicoutimi (QMJHL)
4.	Jiri Lala, RW	76	Dukla Jihlava (CZECH.)	4.	John Tanner, G	54	Peterborough (OHL)
5.	Phil Stanger, LW	97	Seattle (WHL)	5.	Niklas Andersson, LW	66	Frolunda (SWEDEN)
6.	Daniel Poudrier, D	131	Shawinigan (QMJHL)	6.	Eric Dubois, D	76	Laval (QMJHL)
7.	Mike Hough, LW	181	Kitchener (OHL)	5.	Kevin Kaiser, RW	85	Univ. of Minn. Duluth (WCHA)
8.	Vincent Luka, LW	202	Dukla Jihlava (CZECH.)	6.	Dan Lambert, D	106	Swift Current (WHL)
9.	Andre Martin, D	223	Montreal (QMJHL)	7.	Sergei Mylnikov, G	127	Traktor Chel. (RUSSIA)
10.	Jozef Lukac, C	244	Kosice (CZECH.)	8.	Paul Krake, G	148	Univ. of Alaska-Anch. (WCHA)
11.	Jan Jasko, LW	248	Slovan Bratislava (CZECH.)	9.	Viacheslav Bykov, C	169	CSKA Moscow (RUSSIA)
1983				10.	Andrei Khomutov, RW	190	CSKA Moscow (RUSSIA)
2.	Yves Heroux, RW	32	Chicoutimi (QMJHL)	11.	Byron Witkowski, LW	211	Nipawin Tier II, Jr. A
3.	Bruce Bell, D	53	Windsor (OHL)	12.	Noel Rahm, C	232	Edina (USHS)
4.	Iiro Jarvi, RW	55	IFK Helsinki (FINLAND)	1990			
5.	Luc Guenette, G	95	Quebec (QMJHL)	1.	Owen Nolan, RW	2	Cornwall (OHL)
6.	Brad Walcott, D	116	Kingston (OHL)	2.	Ryan Hughes, C	22	Cornell University (ECAC)
7.	Craig Mack, D	137	East Grand Forks (USHS)	3.	Bradley Zavisla, LW	43	Seattle (WHL)
8.	Tommy Albelin, D	158	Djurgardens (SWEDEN)	4.	Jeff Parrott, D	106	Minnesota-Duluth (WCHA)
9.	Wayne Groulx, C	200	Sault Ste-Marie (OHL)	7.	Dwayne Norris, RW	127	Michigan State (CCHA)
10.	Scott Shaunesy, D	200	St. John's Prep (USHS)	8.	Andrei Kovalenko, RW	148	CSKA Moscow (RUSSIA)
11.	Bo Berglund, RW	242	Djurgardens (SWEDEN)	8.	Alexander Karpovtsev, D	158	Dynamo Moscow (RUSSIA)
12.	Jindrich Kokrment, C	249	Czechoslovakia Nat'l Team	9.	Pat Mazzoli, G	169	Humboldt Tier II, Jr. A
1984				10.	Scott Davis, D	190	Univ. of Manitoba (CIAU)
1.	Trevor Stienberg, RW	15	Guelph (OHL)	11.	Mika Stromberg, D	211	Jokerit (FINLAND)
2.	Jeff Brown, D	36	Sudbury (OHL)	12.	Wade Klippenstein, LW	232	Alaska-Fairbanks (CCHA)
3.	Steven Finn, D	57	Laval (QMJHL)	1991			
4.	Terry Perkins, RW	78	Portland (WHL)	1.	Eric Lindros, C	1	Oshawa (OHL)
5.	Darren Cote, RW	120	Kelowna (WHL)	2.	Rene Corbet, LW	24	Drummondville (QMJHL)
6.	Henrik Cedergren, RW	141	Brynäs (SWEDEN)	3.	Richard Brennan, D	46	Tabor Academy (USHS)
7.	Jyrki Maki, D	162	St. Paul Simley (USHS)	4.	Dave Karpa, D	68	Ferris State (CCHA)
8.	Guy Quellette, C	183	Quebec (QMJHL)	5.	Patrick Labrecque, G	90	Beauport (QMJHL)
9.	Ken Quinney, RW	203	Calgary (WHL)	5.	Bill Lindsay, LW	103	Tri-City (WHL)
10.	Peter Loob, D	244	Sodertalje (SWEDEN)	7.	Mikael Johansson, C	134	Djurgardens (SWEDEN)
1985				8.	Janne Laukkanen, D	156	Reipas (FINLAND)
1.	David Latta, LW	15	Kitchener (OHL)	8.	Aaron Asp, C	157	Ferris State (CCHA)
2.	Jason Lafreniere, C	36	Hamilton (OHL)	9.	Adam Bartell, D	178	Niagara, Jr. A
3.	Max Middendorff, RW	57	Sudbury (OHL)	9.	Brent Brekke, D	188	Western Michigan (CCHA)
4.	Peter Massey, LW	65	New Hampton (CIAU)	10.	Paul Koch, D	200	Omaha (USHL)
5.	Dave Espe, D	78	White Bear Lake (USHS)	11.	Doug Friedman, LW	222	Boston University (H.E.)
6.	Bruce Major, C	99	Richmond Jr. A	12.	Eric Meloche, RW	244	Drummondville (QMJHL)
7.	Andy Akervik, C	120	Eau Claire Memorial (USHS)	1992			
8.	Mike Oliverio, C	141	Sault Ste-Marie (OHL)	1.	Todd Warriner, LW	4	Windsor (OHL)
9.	Mario Brunetta, G	162	Quebec (QMJHL)	2.	Paul Brousseau, RW	28	Hull (QMJHL)
10.	Bri Pear, RW	183	Sault Ste-Marie (OHL)	2.	Tuomas Gronman, D	29	Tacoma (WHL)
11.	Tom Sasso, C	204	Babson College (IND.)	3.	Emmanuel Fernandez, G	52	Laval (QMJHL)
12.	Gary Murphy, D	225	Arlington (USHS)	5.	Ian McIntyre, C	60	St. Paul, Jr. A
13.	Jean Bois, LW	246	Trois Rivieres (QMJHL)	5.	Charlie Wasley, D	100	Ferris State (CCHA)
1986				6.	Paxton Schulte, LW	124	Spokane (WHL)
1.	Ken McRae, C	18	Sudbury (OHL)	7.	Martin Lepage, D	148	Hull (QMJHL)
2.	Jean-Marc Routhier, RW	39	Hull (QMJHL)	8.	Mike Jickling, C	172	Spokane (WHL)
3.	Stephane Guenard, D	41	Shawinigan (QMJHL)	9.	Steve Passmore, G	196	Victoria (WHL)
4.	Peter Tugnutt, G	81	Peterborough (OHL)	10.	Anson Carter, C	220	Wexford, Jr. A
5.	Gerard Bzdel, D	102	Regina (WHL)	11.	Aaron Ellis, G	244	Culver Military Acad. (USHS)
6.	Scott White, D	117	Mich. Tech Univ. (WCHA)	1993			
7.	Morgan Samuelsson, F	123	Boden (SWEDEN)	1.	Jocelyn Thibault, G	10	Sherbrooke (QMJHL)
8.	Mark Vermette, RW	134	Lake Superior State (CCHA)	1.	Adam Deadmarsh, C	14	Portland (WHL)
9.	Jean-Francois Naut, C	144	Granby (QMJHL)	2.	Ashley Buckberger, RW	49	Swift Current (WHL)
10.	Keith Miller, LW	165	Guelph (OHL)	3.	William Pierce, C	75	Lawrence Academy (USHS)
11.	Pierre Millier, D	186	Chicoutimi (QMJHL)	4.	Ryan Tocher, D	101	Niagara Falls (OHL)
12.	Chris Lappin, D	207	Canterbury (USHS)	5.	Anders Myrvold, D	127	Farjestad Karlstad (SWEDEN)
13.	Martin Latreille, D	228	Laval Titans (QMJHL)	6.	Nicholas Checco, C	137	Bloom. Jefferson (USHS)
14.	Sean Boudreau, F	249	Mount St. Charles (USHS)	6.	Christian Matte, RW	153	Granby (QMJHL)
				7.	David Ling, RW	179	Kingston (OHL)
				8.	Petr Frank, G	205	Litvinn (RUSSIA)
				9.	Vincent Auger, C	231	Hawkesbury, Jr. A
				10.	Mark Pivetz, D	257	Saskatoon, Jr. A
				11.	John Hillman, C	283	St. Paul, Jr. A



AMATEUR DRAFT PICKS

RD	PLAYER	CHOICE	TEAM	RD	PLAYER	CHOICE	TEAM				
1994											
1.	Wade Belak, D	12	Saskatoon (WHL)	2.	Peter Budaj, G	63	Toronto St. Michael's (OHL)				
1.	Jeffrey Kealty, D	22	Catholic Memorial (USHS)	3.	Danny Bois, RW	97	London (OHL)				
2.	Josef Marha, C	35	Dukla Jihlava (CZECH.)	4.	Colt King, LW	130	Guelph (OHL)				
3.	Sebastian Bety, D	61	Drummondville (QMJHL)	5.	Frantisek Skladany, LW	143	Boston Univ. (H-East)				
3.	Chris Drury, C	72	Fairfield Prep (USHS)	5.	Cody McCormick, C/W	144	Belleville (OHL)				
4.	Milan Hestluk, RW	87	Pardubice (CZECH.)	6.	Mikko Vitanen, D	149	Ahmad (Ft. D.)				
5.	Tony Tuzzolino, RW	113	Michigan State (CCHA)	5.	Pierre-Luc Emond, C	165	Drummondville (QMJHL)				
6.	Nicholas Windsor, D	139	Corwall, Tier II	6.	Scott Horvath, RW	184	Mass-Amherst (H-East)				
7.	Calvin Efring, D	165	Powell River, Tier II	6.	Charlie Stevens, C/RW	196	Guelph (OHL)				
8.	Jay Bertsch, RW	191	Spokane (WHL) 9.	7.	Marek Svatos, RW	227	Kootenay (WHL)				
9.	Tim Thomas, G	217	Univ. of Vermont (ECAC)	2002							
10.	Chris Pittman, LW	243	Kitchener (OHL)	1.	Jonas Johansson, W	28	HV71 (SWEDEN)				
11.	Steven Low, D	285	Sherbrooke (QMJHL)	2.	Johnny Bouchuk, D	61	Calgary (WHL)				
1995											
1.	Marc Denis, G	25	Chicoutimi (QMJHL)	3.	Eric Lundberg, D	94	Providence College (H-East)				
2.	Nic Beaudoin, LW	51	Detroit (OHL)	4.	Mikko Kalteva, D	107	Jokerit Jr. (FINLAND)				
3.	John Tripp, RW	77	Oshawa (OHL)	4.	Tom Gilbert, D	129	Chicago (USHL)				
4.	Tomi Kallio, LW	81	Kiekko-67 (FINLAND)	5.	Tyler Weiman, G	164	Tri-City (WHL)				
5.	Brent Johnson, G	129	Owen Sound (OHL)	6.	Taylor Christie, D	195	Bowling Green (CCHA)				
6.	John Cirjak, RW	155	Spokane (WHL)	7.	Ryan Steeves, C/W	227	Yale University (ECAC)				
7.	Dan Smith, D	181	Univ. of British Columbia (CIAU)	8.	Sergei Shemetov, W	258	Yaroslavl (Russia)				
8.	Tomi Hirvonen, C	207	Ives Tampere (FINLAND)	9.	Sean Collins, LW	289	Univ. of New Hamp (H-East)				
9.	Chris George, RW	228	Sarnia (OHL)	2003							
1996											
1.	Peter Ratchuk, D	25	Shattuck St. Mary's (USHS)	2.	David Liffiton, D	63	Plymouth (OHL)				
2.	Yuri Babenko, C	51	Krylja Sovetov (RUSSIA)	4.	David Svagovsky, RW	131	Seattle (WHL)				
3.	Mark Parrish, LW	79	St. Cloud State Univ. (WCHA)	5.	Mark McCutcheon, C	146	New England (EJHL)				
4.	Ben Storey, D	98	Harvard Univ. (ECAC)	5.	Brad Richardson, C	163	Owen Sound (OHL)				
4.	Randy Petruk, G	107	Kamloops (WHL)	7.	Linus Videll, LW	204	Sodertalje Jr. (SWEDEN)				
5.	Luke Curtin, LW	134	Kelowna (WHL)	7.	Brett Hemingway, LW	225	Coquitlam (BCHL)				
5.	Brian Willis, RW	146	Guelph (OHL)	8.	Darryl Yacobski, D	257	Regina (WHL)				
6.	Kai Fischer, G	160	Dusseldorf (GERMANY)	9.	David Jones, RW	288	Coquitlam (BCHL)				
6.	Dan Hinote, RW	167	Army (IND.)	2004							
7.	Samuel Pahlsson, C	176	MoDo (SWEDEN)	1.	Wojtek Wolski, LW	21	Brampton (OHL)				
7.	Roman Plyner, C	188	Hotivich (CZECH.)	2.	Victor Oreskovich, RW	55	Denver (USHL)				
8.	Matthew Scorsune, D	214	Litvinsk (USHS)	3.	Denis Parshin, RW	72	CSKA 2 (RUSSIA)				
9.	Justin Clark, RW	240	Univ. of Mich. (CCHA)	5.	R. Demen-Willmaume, D	154	Frolunda Jr. (SWEDEN)				
1997											
1.	Kevin Grimes, D	26	Kingston (OHL)	6.	Derek Peltier, D	184	Cedar Rapids (USHL)				
2.	Graham Belak, D	53	Edmonton (WHL)	6.	Ian Keserich, G	215	Cleveland (NAHL)				
3.	Rick Berry, D	55	Seattle (WHL)	8.	Brandon Yip, RW	239	Coquitlam (BCHL)				
3.	Ville Nieminen, RW	78	Tappara Tampere (FINLAND)	8.	J.D. Corbin, LW	249	Univ. of Denver (WCHA)				
4.	Brad Larsen, LW	87	Swift Current (WHL)	9.	Stephen McClellan, D	281	Catholic Memorial (USHSE)				
5.	Aaron Miskovich, RW	133	Green Bay (USHL)	2005							
6.	David Aebischer, G	161	Fribourg (SWITZERLAND)	2.	Ryan Stoa, C	34	U.S. Nat'l U-18 (USA)				
6.	Doug Schmidt, D	217	Waterloo (USHL)	2.	Paul Stastny, D	44	Univ. of Denver (WCHA)				
9.	Kyle Kidney, LW	243	Salisbury (USHS)	2.	Tom Fritsche, LW	47	Ohio State Univ. (CCHA)				
9.	Stephen Lafleur, D	245	Belleville (OHL)	3.	Chris Durand, C	52	Seattle (WHL)				
1998											
1.	Alex Tanguay, C	12	Halifax (QMJHL)	3.	T.J. Hensick, C	89	Univ. of Michigan (CCHA)				
1.	Martin Skoula, D	17	Barrie (OHL)	4.	Ray Macias, D	124	Kamloops (WHL)				
1.	Robyn Pegehr, D	19	Kamloops (WHL)	6.	Jason Lynch, D	166	Spokane (WHL)				
1.	Scott Parker, RW	20	Kelowna (WHL)	6.	Justin Mercier, C/W	168	U.S. Nat'l U-18 (USA)				
1.	Ramzi Abid, LW	28	Chicoutimi (QMJHL)	7.	Kyle Cumsick, D	222	Kelowna (WHL)				
2.	Philippe Sauve, G	36	Rimouski (QMJHL)	2006							
2.	Steve Moore, C	53	Harvard (ECAC)	1.	Chris Stewart, RW	18	Kingston (OHL)				
3.	Evgeny Lazarev, LW	79	Kitchener Jr. B (OJHL)	2.	Nigel Williams, D	51	U.S. Nat'l U-18 (USA)				
5.	K.C. Timmons, LW	141	Tri City (WHL)	2.	Cadey Burki, C	59	Brandon (WHL)				
6.	Alexander Ryazantsev, D	167	Victoriaville (QMJHL)	3.	Michael Carman, C	81	U.S. Nat'l U-18 (USA)				
1999											
1.	Mikhail Kuleshov, LW	25	Cherepovets (RUSSIA)	4.	Kevin Montgomery, D	110	U.S. Nat'l U-18 (USA)				
1.	Martin Grenier, D	45	Quebec (QMJHL)	7.	Billy Sauer, G	201	Univ. of Michigan (CCHA)				
3.	Branko Radivojevic, RW	93	Belleville (OHL)	2007							
4.	Sanny Lindstrom, D	122	Hudding (SWEDEN)	1.	Kevin Shattenkirk, D	14	U.S. Nat'l U-18 (USA)				
4.	Kristian Kovac, RW	122	Kosice (SLOVAKIA)	2.	Colby Cohen, D	14	Lincoln (USHL)				
5.	William Magnusson, D	142	Lake Superior (CCHA)	2.	Trevor Cann, G	49	Peterborough (OHL)				
5.	Jordan Krestanovich, LW	152	Calgary (WHL)	2.	T.J. Galiardi, LW	55	Dartmouth (ECAC)				
6.	Anders Lovdahl, C	158	HV 71 (SWEDEN)	4.	Brad Malone, C	105	Sioux Falls (USHL)				
6.	Riku Hahl, C	183	Hameenlinna (FINLAND)	4.	Kent Patterson, G	113	Cedar Rapids (USHL)				
7.	Radim Vrbata, RW	212	Hull (QMJHL)	5.	Paul Carey, C	135	Salisbury CT High (USHS)				
8.	Jeff Finger, D	240	Green Bay (USHL)	6.	Jens Hellgren, D	155	Frolunda Jr. (Sweden)				
2000											
1.	Vaclav Nedrost, C	14	Budejovice (Czech Republic)	7.	Johan Alcen, W	195	Brynäs (Sweden)				
2.	Jared Aulin, C	47	Kamloops (WHL)	2008							
2.	Sergei Soin, C	50	Krylja Sovetov (Russia)	2.	Cameron Gaunce, D	50	Miss. St. Michael's (OHL)				
2.	Argis Saviels, D	63	Owen Sound (OHL)	2.	Peter Delmas, G	61	Lewiston (QMJHL)				
3.	Kurt Sauer, D	88	Spokane (WHL)	4.	Kelsey Tessier, C	110	Quebec (QMJHL)				
3.	Sergei Klyazmin, LW	92	Tver (Russia)	5.	Mark Olver, C	140	Northern Mich. U. (CCHA)				
4.	Brian Fahey, D	99	Wisconsin (WCHA)	6.	Joel Chouinard, D	167	Victoriaville (QMJHL)				
5.	John-Michael Liles, D	159	Michigan State (CCHA)	6.	Jonas Holos, D	170	Sarpsborg (Norway)				
5.	Chris Bahen, D	181	Clarkson (ECAC)	7.	Nathan Condon, C	200	Wausau (Wisc.) H.S.				
6.	Aaron Molnar, G	221	London (OHL)	2009							
6.	Darryl Bootland, RW	252	Toronto St. Michael's (OHL)	1.	Matt Duchene, C	3	Brampton (OHL)				
9.	Sean Kotary, C	266	Northwood Prep (USHS)	2.	Ryan O'Reilly, C	33	Eric (OHL)				
9.	Blake Ward, G	285	Tri-City (WHL)	2.	Stefan Elliott, D	49	Saskatoon (WHL)				
2010											
1.	Markus Niskanen, RW	2	Helsinki (FINLAND)	3.	Tyson Barrie, D	64	Kelowna (WHL)				
1.	Jonathan Cheechoo, RW	3	Edmonton (WHL)	5.	Kieran Millan, G	124	Boston Univ. (Hockey East)				
1.	Adam Johnson, RW	4	Edmonton (WHL)	6.	Brandon Maxwell, G	154	U.S. Nat'l U-18 (USA)				
1.	Timothy Lajavaara, RW	5	Jyväskylä (FINLAND)	7.	Gus Young, D	184	Nobles (Mass.) H.S.				

YEAR-BY-YEAR PLAYER STATISTICS



1979-80 QUEBEC NORDIQUES

25-44-11, 61 points, 5th Adams Div.



PLAYER	GP	G	A	PTS	PIM
Real Cloutier	67	42	47	89	12
Marc Tardif	58	33	35	68	30
Michel Goulet	77	22	32	54	48
Robbie Ftorek	52	18	33	51	28
Richard Leduc	75	21	27	48	49
Ron Chipperfield	(QUE) 12	4	4	8	8
	(EDM) 67	18	19	37	24
	(NHL) 79	22	23	45	32
Dale Hoganson	77	4	36	40	31
Jamie Hislop	80	19	20	39	6
Bob Fitchner	70	11	20	31	59
Pierre Lacroix	76	9	21	30	45
Garry Hart	71	3	23	26	59
Serge Bernier	32	8	14	22	31
Garry Lariviere	75	2	19	21	56
Paul Baxter	61	7	13	20	145
Pierre Plante	69	4	14	18	68
Alain Cote	41	5	11	16	13
Reggie Thomas	39	9	7	16	6

PLAYER	GP	G	A	PTS	PIM
Jacques Richard	14	3	12	15	4
Wally Weir	73	3	12	15	133
Blair Stewart	30	8	6	14	15
Curt Brackenbury	63	6	8	14	55
John Smrke	30	3	5	8	2
Roland Cloutier	14	2	3	5	2
Barry Legge	31	0	3	3	8
Ron Low	15	0	2	2	0
Paul Stewart	20	2	0	2	74
Louis Sleighter	2	0	1	1	0
Greg Tebbutt	2	0	1	1	4
Gilles Bilodeau	9	0	1	1	25
John C. Stewart	2	0	0	0	0
Terry Johnson	3	0	0	0	2
Terry Martin	3	0	0	0	0
Francois Lacombe	3	0	0	0	2
David Farrish	4	0	0	0	0
Bernie Saunders	4	0	0	0	0
Richard David	10	0	0	0	2

GOALIE	GP	MNS	GA	SO	GAA	W-L-T
Michel Dion	50	2773	171	2	3.70	15-25-6
Ron Low	15	828	51	0	3.70	5-7-2

GOALIE	GP	MNS	GA	SO	GAA	W-L-T
Goran Hogosta	21	1199	83	1	4.15	5-12-3

1980-81 QUEBEC NORDIQUES

30-32-18, 78 points, 4th Adams Div.



PLAYER	GP	G	A	PTS	PIM
Peter Stastny	77	39	70	109	37
Jacques Richard	78	52	51	103	39
Anton Stastny	80	39	46	85	12
Robbie Ftorek	78	24	49	73	105
Michel Goulet	76	32	39	71	45
Dale Hunter	80	19	44	63	226
Marc Tardif	63	23	31	54	35
Jamie Hislop	50	19	22	41	15
Pierre Lacroix	61	5	34	39	54
Real Cloutier	34	15	16	31	18
Alain Cote	51	8	18	26	64
Mario Marois	(QUE) 11	0	7	7	20
	(VAN) 50	4	12	16	112
	(NHL) 8	1	2	3	46
	(NHL) 69	5	21	26	183
David Pichette	46	4	16	20	62
Dale Hoganson	61	3	14	17	32
Garry Lariviere	52	3	13	16	50
Wally Weir	54	6	8	14	77

PLAYER	GP	G	A	PTS	PIM
Andre Dupont	63	5	8	13	93
Richard Leduc	29	3	7	10	6
Normand Rochefort	56	3	7	10	51
Serge Bernier	46	2	8	10	18
John Wensink	53	6	3	9	124
John Paddock	32	2	5	7	25
Kim Clarkson	61	0	5	5	204
Daniel Bouchard	(QUE) 29	0	0	0	4
	(CEY) 14	0	4	4	6
	(NHL) 43	0	4	4	10
Lee Norwood	11	1	1	2	9
Bob Fitchner	8	1	0	1	0
Gaston Therrien	14	0	7	7	6
Ron Chipperfield	4	0	1	1	2
Bernie Saunders	6	0	1	1	8
Terry Johnson	13	0	1	1	46
Michel Plasse	33	0	1	1	0
Pierre Aubry	1	0	0	0	0
Gerry Hart	6	0	0	0	10

GOALIE	GP	MNS	GA	SO	GAA	W-L-T
Michel Plasse	33	1933	118	0	3.66	10-14-9
Michel Dion	12	688	61	0	5.32	0-8-3

GOALIE	GP	MNS	GA	SO	GAA	W-L-T
Daniel Bouchard	29	1740	92	2	3.17	19-5-5
Ron Grahame	8	400	40	0	5.47	1-5-1

1981-82 QUEBEC NORDIQUES

33-31-16, 82 points, 4th Adams Div.



PLAYER	GP	G	A	PTS	PIM
Peter Stastny	80	46	93	139	91
Real Cloutier	67	37	60	97	34
Marian Stastny	74	35	54	89	27
Michel Goulet	80	42	42	84	48
Anton Stastny	68	26	46	72	16
Dale Hunter	80	22	50	72	272
Wilfrid Paiement	(QUE) 8	7	6	13	18
	(TOR) 69	18	40	58	203
	(NHL) 77	25	46	71	221
Marc Tardif	75	39	31	70	55
Mario Marois	71	11	32	43	161
Jacques Richard	59	15	26	41	77
Miroslav Frycer	49	20	17	37	47
David Pichette	67	7	30	37	152
Alain Cote	79	15	16	31	82
Pat Hickey	7	0	1	1	4
(Toronto)	1	0	0	0	0
(NY Rangers)	53	15	14	29	32
(TOTAL)	61	15	15	30	36
Pierre Lacroix	68	4	23	27	74
Pierre Aubry	62	10	13	23	27
Normand Rochefort	72	4	14	18	115

PLAYER	GP	G	A	PTS	PIM
Andre Dupont	60	4	12	16	100
Jere Gillis	(QUE) 12	2	1	3	0
	(NHL) 26	3	9	12	16
	(NHL) 38	5	10	15	16
Robbie Ftorek	19	1	8	9	4
Wally Weir	62	3	5	8	173
Basil McRae	20	4	3	7	69
Jean Hamel	40	1	6	7	32
Gaston Therrien	14	0	7	7	6
Dale Hoganson	30	0	6	6	16
Daniel Bouchard	60	0	3	3	36
Richard David	5	1	2	2	4
Terry Johnson	6	0	1	1	5
Michel Plasse	8	0	1	1	0
John Garrett	(QUE) 12	0	0	0	0
	(HFD) 16	0	1	1	2
	(NHL) 28	0	1	1	2
Lee Norwood	2	0	0	0	2
Christian Tanguay	2	0	0	0	0
Michel Bolduc	3	0	0	0	0
Louis Sleighter	8	0	0	0	0

GOALIE	GP	MNS	GA	SO	GAA	W-L-T
Daniel Bouchard	60	3572	230	1	3.86	27-22-11
Michel Plasse	8	388	35	0	5.41	2-3-1

GOALIE	GP	MNS	GA	SO	GAA	W-L-T
John Garrett	12	720	62	0	5.16	4-5-3
Clint Malarchuk	2	120	14	0	7.00	0-1-1



YEAR-BY-YEAR PLAYER STATISTICS

1982-83 QUEBEC NORDIQUES

34-34-12, 80 points, 4th Adams Div.



PLAYER	GP	G	A	PTS	PIM
Peter Stastny	75	47	77	124	78
Michel Goulet	80	57	48	105	51
Anton Stastny	79	32	60	92	25
Marian Stastny	60	36	43	79	32
Real Cloutier	68	28	39	67	30
Wilfrid Paiement	80	26	38	64	170
Dale Hunter	80	17	46	63	206
Marc Tardif	76	21	31	52	34
Alain Cote	79	12	28	40	45
Louis Sleigher	51	14	10	24	49
David Pichette	53	3	21	24	49
Jacques Richard	35	9	14	23	6
Normand Rochefort	62	6	17	23	40
Pierre Aubry	76	7	9	16	48
Wally Weir	58	5	11	16	135
Andre Dupont	46	3	12	15	69
Pat Price	(QUE) (PIT) (NHL)	14 38 52	1 1 2	2 11 13	3 12 15
Mario Marois	36	2	12	14	108
Randy Moller	75	2	12	14	145
Michel Bolduc	7	0	0	0	6

GOALIE	GP	MNS	GA	SO	GAA	W-L-T
Daniel Bouchard	50	2947	197	1	4.01	20-21-8
Clint Malarchuk	15	900	71	0	4.73	8-5-2

PLAYER	GP	G	A	PTS	PIM
Blake Wesley	(QUE) (HFD) (NHL)	52 22 74	4 0 4	8 1 9	12 1 13
Rick Lapointe	43	2	9	11	59
Jean Hamel	51	2	7	9	38
Tim Tookey	12	1	6	7	4
Richard David	16	3	3	6	4
Anders Eldebrink	(QUE) (VAN) (NHL)	12 5 17	1 1 2	3 1 3	8 2 8
Pierre Lacroix	13	0	5	5	8
Daniel Bouchard	50	0	4	4	8
Basil McRae	22	1	2	2	59
Paul Gillis	7	0	2	2	2
Dennis Sobchuk	2	0	1	1	2
John Garrett	17	1	0	1	2
Jean-Marc Gaulin	1	0	0	0	0
Mike Eagles	2	0	0	0	2
David Shaw	2	0	0	0	0
Terry Johnson	3	0	0	0	2
Gaston Therrien	5	0	0	0	4

GOALIE	GP	MNS	GA	SO	GAA	W-L-T
John Garrett	17	953	64	0	4.03	6-8-2

1983-84 QUEBEC NORDIQUES

42-28-10, 94 points, 3rd Adams Div.



PLAYER	GP	G	A	PTS	PIM
Michel Goulet	75	56	65	121	76
Peter Stastny	80	46	73	119	73
Dale Hunter	77	24	55	79	232
Wilfrid Paiement	80	39	37	76	121
Anton Stastny	69	25	37	62	14
Marian Stastny	68	20	32	52	26
Tony McKegney	75	24	27	51	23
Mario Marois	80	13	36	49	151
Andre Savard	60	20	24	44	38
Alain Cote	77	19	24	43	41
Bo Berglund	75	16	27	43	20
Louis Sleigher	44	15	19	34	32
Andre Dore	(QUE) (STL) (NHL)	25 55 80	1 3 4	16 12 28	15 58 83
Pat Price	72	3	25	28	188
Jean-Francois Sauve	39	10	17	27	2
Normand Rochefort	75	2	22	24	47

GOALIE	GP	MNS	GA	SO	GAA	W-L-T
Daniel Bouchard	57	3313	178	1	3.22	29-18-8
Mario Gosselin	3	148	3	1	1.21	2-0-0

PLAYER	GP	G	A	PTS	PIM
Randy Moller	74	4	14	18	147
Paul Gillis	57	8	9	17	59
Rick Lapointe	22	2	10	12	12
Blake Wesley	46	2	8	10	75
David Pichette	23	2	7	9	12
John Van Boomeer	18	5	3	8	12
Wally Weir	25	2	3	5	17
Gord Donnelly	37	0	5	5	60
Jimmy Mann	(QUE) (WPG) (NHL)	22 16 38	1 1 2	2 1 3	42 54 96
Daniel Bouchard	57	0	3	3	19
Pierre Aubry	21	1	1	2	17
Clint Malarchuk	23	0	1	1	9
Jim Dobson	1	0	0	0	0
David Shaw	3	0	0	0	0
Mario Gosselin	3	0	0	0	2
Jean-Marc Gaulin	2	0	0	0	0

GOALIE	GP	MNS	GA	SO	GAA	W-L-T
Clint Malarchuk	23	1215	80	0	3.95	10-9-2
Brian Ford	3	125	13	0	6.34	1-1-0

1984-85 QUEBEC NORDIQUES

41-30-9, 91 points, 2nd Adams Div.



PLAYER	GP	G	A	PTS	PIM
Peter Stastny	75	32	68	100	95
Michel Goulet	69	55	40	95	55
Anton Stastny	79	38	42	80	30
Dale Hunter	80	20	52	72	209
Brent Ashton	(QUE) (MIN) (NHL)	49 29 78	27 4 31	24 7 62	51 11 53
Wilfrid Paiement	68	23	28	51	165
Mario Marois	76	6	37	43	91
Paul Gillis	77	14	28	42	168
Jean-Francois Sauve	64	13	29	42	21
Brad Maxwell	(QUE) (MIN) (NHL)	50 18 68	7 3 10	24 10 31	119 53 172
Bruce Bell	75	6	31	37	44
Alain Cote	80	13	22	35	31
Randy Moller	79	7	22	29	120
Alain Lemieux	(QUE) (STL) (NHL)	30 19 49	11 4 15	11 2 13	22 6 28
Pat Price	68	1	26	27	118

GOALIE	GP	MNS	GA	SO	GAA	W-L-T
Mario Gosselin	35	1960	109	1	3.34	19-10-3
Richard Sevigny	20	1104	62	1	3.37	10-6-2

PLAYER	GP	G	A	PTS	PIM
Normand Rochefort	73	3	21	24	74
Tony McKegney	30	12	9	21	12
Marian Stastny	50	7	14	21	4
Andre Savard	36	9	10	19	8
Mark Kumpel	42	8	7	15	26
Jean-Marc Gaulin	22	3	3	6	8
Luc Dufour	30	3	3	6	27
Bo Berglund	12	4	1	5	6
Jimmy Mann	25	0	4	4	54
Louis Sleigher	6	1	2	3	0
Peter Loob	8	1	2	3	0
Blake Wesley	21	0	2	2	28
Daniel Bouchard	29	0	2	2	2
Wayne Groulx	1	0	0	0	0
Claude Julien	1	0	0	0	0
Ed Lee	2	0	0	0	5
Roger Hagglund	3	0	0	0	0
Yvon Vautour	1	0	0	0	2
David Shaw	4	0	0	0	11
Gord Donnelly	22	0	0	0	33

GOALIE	GP	MNS	GA	SO	GAA	W-L-T
Daniel Bouchard	29	1798	103	0	3.44	12-13-4

YEAR-BY-YEAR PLAYER STATISTICS



1985-86 QUEBEC NORDIQUES

43-31-6, 92 points, 1st Adams Div.



PLAYER	GP	G	A	PTS	PIM
Peter Stastny	76	41	81	122	60
Michel Goulet	75	53	51	104	64
Anton Stastny	74	31	43	74	19
Dale Hunter	80	28	42	70	265
Brent Ashton	77	26	32	58	64
Jean-Francois Sauve	75	16	40	56	20
John Anderson	65	21	28	49	26
Paul Gillis	80	19	24	43	203
Robert Picard	(QUE) 48	7	27	34	36
	(WPG) 20	2	5	7	17
	(NHL) 68	9	32	41	53
Risto Siltanen	(QUE) 13	2	5	7	6
	(HFD) 52	8	22	30	30
	(NHL) 65	10	27	37	36
Alain Cote	78	13	21	34	29
Peter Andersson	(QUE) 12	1	8	9	4
	(WSH) 61	6	16	22	36
	(NHL) 73	7	24	31	40
David Shaw	73	7	19	26	78
Steve Patrick	(QUE) 27	4	13	17	17
	(NYR) 28	4	3	7	37
	(NHL) 55	8	16	24	54
Mike Eagles	73	11	12	23	49
Randy Moller	69	5	18	23	141

PLAYER	GP	G	A	PTS	PIM
Mark Kumpel	47	10	12	22	17
Greg Malone	(QUE) 27	3	5	8	18
	(HFD) 22	6	7	13	24
	(NHL) 49	9	12	21	42
Gilbert Delorme	64	2	18	20	51
Wilfrid Paiement	44	7	12	19	145
Pat Price	54	3	13	16	82
Mario Marois	20	1	12	13	42
Wayne Babych	(QUE) 15	6	5	11	18
	(PIT) 2	0	0	0	0
	(NHL) 17	6	5	11	18
Normand Rochefort	26	5	4	9	30
Daniel Poudrier	13	1	5	6	10
Jeff Brown	8	3	2	5	6
Gord Donnelly	36	2	2	4	85
Mario Gosselin	31	0	3	3	2
Jimmy Mann	35	0	3	3	148
Clint Malarchuk	46	0	2	2	21
Jean-Marc Gaulin	1	1	0	1	0
Trevor Steinburg	2	1	0	1	0
Claude Julien	13	0	1	1	25
Steven Finn	17	0	1	1	28
Dave Latta	1	0	0	0	0
Alain Lemieux	7	0	0	0	8

GOALIE	GP	MNS	GA	SO	GAA	W-L-T
Clint Malarchuk	46	2657	142	4	3.21	26-12-4
Mario Gosselin	31	1726	111	2	3.86	14-14-1

GOALIE	GP	MNS	GA	SO	GAA	W-L-T
Richard Sevigny	11	468	33	0	4.23	3-5-1

1986-87 QUEBEC NORDIQUES

31-39-10, 72 points, 4th Adams Div.



PLAYER	GP	G	A	PTS	PIM
Michel Goulet	75	49	47	96	61
Peter Stastny	64	24	53	77	43
John Ogradnick	(QUE) 32	11	16	27	4
	(DET) 39	12	28	40	6
	(NHL) 71	23	44	67	10
Anton Stastny	77	27	35	62	8
Brent Ashton	46	25	19	44	17
Paul Gillis	76	13	26	39	267
Dale Hunter	46	10	29	39	135
Risto Siltanen	66	10	29	39	32
Alain Cote	80	12	24	36	38
Mike Eagles	73	13	19	32	55
Jeff Brown	44	7	22	29	16
Jason Lafreniere	56	13	15	28	8
Robert Picard	(QUE) 78	8	20	28	7
	(DET) 16	0	2	2	81
	(NHL) 49	6	14	20	14
David Shaw	75	0	19	19	69
Basil McRae	(QUE) 33	9	5	14	149
	(DET) 36	2	2	4	193
	(NHL) 69	11	7	18	342
Bill Derlago	(QUE) 18	3	5	8	6
	(WPG) 30	3	6	9	12
	(COL) 48	6	11	17	18

PLAYER	GP	G	A	PTS	PIM
Lane Lambert	(QUE) 15	5	5	10	18
	(NHL) 18	2	2	4	33
	(NYR) 33	7	8	15	51
Normand Rochefort	70	6	9	15	46
Mike Hough	56	6	8	14	79
Randy Moller	71	5	9	14	144
Ken Quinney	25	2	7	9	16
Mark Kumpel	40	1	8	9	16
Steven Finn	36	2	5	7	40
Pat Price	47	0	6	6	81
Jean Francois Sauve	14	2	3	5	4
Max Middendorf	6	1	4	5	4
Mario Gosselin	30	0	3	3	20
Gilbert Delorme	19	2	0	2	14
Richard Zemlak	30	0	2	2	47
Gord Donnelly	28	0	2	2	143
Clint Malarchuk	64	0	2	2	37
Trevor Steinburg	6	1	0	1	12
Mark Kumpel	6	0	1	1	0
Yves Heroux	1	0	0	0	0
Scott Shaunessy	(3)	0	0	0	7
Richard Sevigny	4	0	0	0	14
Daniel Poudrier	6	0	0	0	0

GOALIE	GP	MNS	GA	SO	GAA	W-L-T
Clint Malarchuk	54	3092	175	1	3.40	18-26-9
Richard Sevigny	4	144	11	0	4.58	0-2-0

GOALIE	GP	MNS	GA	SO	GAA	W-L-T
Mario Gosselin	30	1625	86	0	3.18	13-11-1

1987-88 QUEBEC NORDIQUES

32-43-5, 69 points, 5th Adams Div.



PLAYER	GP	G	A	PTS	PIM
Peter Stastny	76	46	65	111	69
Michel Goulet	80	48	58	106	56
Anton Stastny	69	27	45	72	14
Alan Haworth	72	23	34	57	112
Jeff Brown	78	16	36	52	64
Gaetan Duchesne	80	24	23	47	83
Lane Lambert	61	13	28	41	98
Jason Lafreniere	40	10	19	29	4
Terry Carkner	68	9	18	27	103
Terry Carkner	63	3	24	27	159
Tommy Albelin	60	3	23	26	47
Randy Moller	66	3	22	25	169
Alain Cote	76	4	18	22	26
Mike Eagles	76	10	10	20	74
Paul Gillis	80	7	10	17	164
Robert Picard	65	3	13	16	103
Marc Fortier	27	4	10	14	12

PLAYER	GP	G	A	PTS	PIM
Normand Rochefort	46	3	10	13	49
Steven Finn	75	3	7	10	198
Gord Donnelly	63	4	3	7	301
Mike Hough	17	3	2	5	2
Ken Quinney	15	2	2	4	5
Jean-Marc Richard	4	2	1	3	2
Stu Kulak	14	1	1	2	28
Ron Tugnutt	6	0	1	1	0
Trevor Steinburg	8	0	1	1	24
Ken McRae	1	0	0	0	0
Max Middendorf	1	0	0	0	0
Mike Natyshak	4	0	0	0	0
Daniel Poudrier	6	0	0	0	0
Bobby Dollas	9	0	0	0	2
David Latta	10	0	0	0	0
Mario Brunetta	29	0	0	0	16
Stephane Guerard	30	0	0	0	34

GOALIE	GP	MNS	GA	SO	GAA	W-L-T
Mario Gosselin	54	3002	189	2	3.78	20-28-4
Ron Tugnutt	6	284	16	0	3.38	2-3-0

GOALIE	GP	MNS	GA	SO	GAA	W-L-T
Mario Brunetta	29	1550	96	0	3.72	10-12-1

YEAR-BY-YEAR PLAYER STATISTICS



1991-92 QUEBEC NORDIQUES

20-48-12, 52 points, 5th Adams Div.



PLAYER	GP	G	A	PTS	PIM
Joe Sakic	69	29	65	94	20
Mats Sundin	80	33	43	76	105
Owen Nolan	75	42	31	73	181
Greg Paslawski	80	28	17	45	18
Mike Hough	61	16	22	38	77
Mikhail Tatarinov	66	11	27	38	72
Claude Lapointe	78	13	20	33	86
Doug Smail	46	10	18	28	47
Gino Cavallini	(QUE) 18	1	7	8	4
	(STL) 48	9	7	16	40
	(NHL) 66	10	14	24	44
Alexei Gusarov	68	5	19	23	22
Valeri Kamensky	23	7	14	21	14
Herb Raglan	62	6	14	20	120
Jamie Baker	52	7	10	17	32
Curtis Leschyshyn	42	5	12	17	42
Dan Lambert	28	6	9	15	22
Kip Miller	36	5	10	15	12
Bryan Fogarty	20	3	12	15	16
Marc Fortier	39	5	9	14	33
John Tonelli	(QUE) 19	2	4	6	14
	(CHI) 33	1	7	8	37
	(NHL) 52	3	11	14	51
Craig Wolanin	69	2	11	13	80

GOALIE	GP	MNS	GA	SO	GAA	W-L-T
Ron Tugnutt	30	1583	106	1	4.02	6-17-3
Stephane Fiset	23	1133	71	1	3.76	7-10-2

PLAYER	GP	G	A	PTS	PIM
Steven Finn	65	4	7	11	194
Stephane Morin	30	2	8	10	14
Wayne Van Dorp	24	3	5	8	109
Adam Foote	46	2	5	7	44
Bill Lindsay	23	2	4	6	14
Randy Veliscek	38	2	3	5	22
Mike McNeill	26	1	4	5	8
Scott Pearson	10	1	2	3	14
Martin Rucinsky	(QUE) 4	1	1	2	2
	(EDM) 2	0	0	0	0
	(NHL) 6	1	1	2	2
John Kordic	18	0	2	2	115
Greg Smyth	29	0	2	2	138
Mark Vermette	10	1	0	1	8
Jon Klemm	4	0	1	1	0
Ken McRae	10	0	1	1	31
Tony Twist	44	0	1	1	164
Don Barber	2	0	0	0	0
Stephane Charbonneau	2	0	0	0	0
David Karpa	4	0	0	0	14
Kevin Kaminsky	5	0	0	0	45
Dave Marciniyshyn	6	0	0	0	26
Andy Rymsha	6	0	0	0	23
Jacques Cloutier	26	0	0	0	6

GOALIE	GP	MNS	GA	SO	GAA	W-L-T
Jacques Cloutier	26	1345	88	0	3.33	6-14-3
John Tanner	14	796	46	1	3.47	1-7-4

1992-93 QUEBEC NORDIQUES

47-27-10, 104 points, 2nd Adams Div.



PLAYER	GP	G	A	PTS	PIM
Mats Sundin	80	47	67	114	96
Joe Sakic	78	48	57	105	40
Steve Duchesne	82	20	62	82	57
Mike Ricci	77	27	51	78	123
Owen Nolan	83	36	41	77	195
Andrej Kovalenko	81	27	41	68	20
Scott Young	82	30	30	60	20
Martin Rucinsky	77	18	30	48	51
Valeri Kamensky	32	15	22	37	14
Claude Lapointe	74	10	26	36	98
Curtis Leschyshyn	82	9	23	32	61
Mike Hough	77	8	22	30	69
Alexei Gusarov	79	8	22	30	57
Gino Cavallini	67	9	15	24	34
Kerry Huffman	52	4	18	22	54

GOALIE	GP	MNS	GA	SO	GAA	W-L-T
Ron Hextall	54	2988	172	0	3.45	29-16-5
Jacques Cloutier	3	154	10	0	3.90	0-2-1

PLAYER	GP	G	A	PTS	PIM
Adam Foote	81	4	12	16	168
Scott Pearson	41	13	1	14	95
Steven Finn	80	5	9	14	160
Bill Lindsay	44	4	9	13	16
Tim Hunter	48	5	3	8	94
Mikhail Tatarinov	28	2	6	8	28
Craig Wolanin	24	1	4	5	49
Chris Simon	16	1	1	2	67
Tony Twist	34	0	2	2	64
Stephane Fiset	37	0	2	2	2
Ron Hextall	54	0	2	2	56
Niklas Andersson	3	0	1	1	2
Leonard Esau	4	0	1	1	2
David Karpa	12	0	1	1	13
Jacques Cloutier	3	0	0	0	0

GOALIE	GP	MNS	GA	SO	GAA	W-L-T
Stephane Fiset	37	1939	110	0	3.40	18-9-4

1993-94 QUEBEC NORDIQUES

34-42-8, 76 points, 5th Adams Div.



PLAYER	GP	G	A	PTS	PIM
Joe Sakic	84	28	64	92	18
Mats Sundin	84	32	53	85	60
Valeri Kamensky	76	28	37	65	42
Mike Ricci	83	30	21	51	113
Scott Young	76	26	25	51	14
Ron Sutter	(QUE) 37	9	12	22	44
	(STL) 36	6	12	18	46
	(NHL) 73	15	25	40	90
Iain Fraser	60	17	20	37	23
Andrej Kovalenko	58	16	17	33	46
Martin Rucinsky	60	9	23	32	58
Bob Bassen	(QUE) 37	11	8	19	55
	(STL) 46	2	7	9	44
	(NHL) 83	13	15	28	99
Claude Lapointe	59	11	17	28	70
Alexei Gusarov	76	5	20	25	38
Curtis Leschyshyn	72	5	17	22	65
Garth Butcher	(QUE) 34	3	9	12	67
	(STL) 43	1	6	7	76
	(NHL) 77	4	15	19	143
David Karpa	60	5	12	17	148
Steven Finn	80	4	13	17	159
Craig Wolanin	63	6	10	16	80
Mike McKee	48	3	12	15	41

GOALIE	GP	MNS	GA	SO	GAA	W-L-T
Stephane Fiset	50	2798	158	2	3.39	20-25-4
Jacques Cloutier	14	475	24	0	3.03	3-2-1

PLAYER	GP	G	A	PTS	PIM
Chris Lindberg	37	6	8	14	12
Tommy Sjodin	(QUE) 22	1	9	10	18
	(DAL) 7	0	2	2	4
	(NHL) 29	1	11	12	22
Martin Gelinas	(QUE) 31	6	6	12	8
Brad Werenka	(QUE) 11	0	7	7	8
	(EDM) 15	0	4	4	14
	(NHL) 26	0	11	11	22
Chris Simon	37	4	4	8	132
Adam Foote	45	2	6	8	67
Reggie Savage	17	3	4	7	16
Kerry Huffman	28	0	6	6	28
Paul MacDermid	44	2	3	5	35
Owen Nolan	6	2	2	4	8
Tony Twist	49	0	4	4	101
Stephane Fiset	50	0	3	3	8
Dwayne Norris	4	1	2	4	4
Rene Corbet	9	1	1	2	0
Ed Ward	7	1	0	1	5
Mike Hurlbut	1	0	0	0	0
Aaron Miller	1	0	0	0	0
Paxton Schulte	1	0	0	0	2
Alain Cote	6	0	0	0	4
Jon Klemm	7	0	0	0	4

GOALIE	GP	MNS	GA	SO	GAA	W-L-T
Jocelyn Thibault	29	1504	83	0	3.31	8-13-3
Garth Snow	5	279	16	0	3.44	3-2-0



YEAR-BY-YEAR PLAYER STATISTICS

1994-95 QUEBEC NORDIQUES

30-13-5, 65 points, 1st Northeast Div.



PLAYER	GP	G	A	PTS	PIM
Joe Sakic	47	19	43	62	30
Peter Forsberg	47	15	35	50	16
Owen Nolan	46	30	19	49	46
Scott Young	48	18	21	39	14
Mike Ricci	48	15	21	36	40
Wendel Clark	37	12	18	30	45
Valeri Kamensky	40	10	20	30	22
Bob Bassen	47	12	15	27	33
Andrei Kovalenko	45	14	10	24	31
Uwe Krupp	44	6	17	23	20
Adam Deadmarsh	44	9	8	17	56
Curtis Leschyshyn	48	2	13	15	20
Sylvain Lefebvre	48	2	11	13	17
Claude Lapointe	29	4	8	12	106
Chris Simon	29	3	9	12	106
Martin Rucinsky	20	3	6	9	14

GOALIE	GP	MNS	GA	SO	GAA	W-L-T
Stephane Fiset	32	1879	87	2	2.78	17-10-3
Garth Snow	2	119	11	0	5.55	1-1-0

PLAYER	GP	G	A	PTS	PIM	
Craig Wolarin	40	3	6	9	40	
Adam Foote	35	0	7	7	52	
Bill Huard	(QUE)	7	2	2	4	13
	(OTT)	26	1	1	2	64
	(NHL)	33	3	3	6	77
Paul MacDermid	14	3	1	4	22	
Dwayne Norris	13	1	2	3	2	
Alexei Gusarov	14	1	2	3	6	
Rene Corbet	8	0	3	3	2	
Aaron Miller	9	0	3	3	6	
Jarne Laukkanen	11	0	3	3	4	
Stephane Fiset	32	0	3	3	2	
Steven Finn	40	0	3	3	64	
Jon Klemm	4	1	0	1	2	
David Karpa	2	0	0	0	0	
Jocelyn Thibault	18	0	0	0	0	

GOALIE	GP	MNS	GA	SO	GAA	W-L-T
Jocelyn Thibault	18	898	35	1	2.34	12-2-2

1995-96 COLORADO AVALANCHE

47-25-10, 104 points, 1st Pacific Div.



PLAYER	GP	G	A	PTS	PIM	
Joe Sakic	82	51	69	120	44	
Peter Forsberg	82	30	86	116	47	
Valeri Kamensky	81	38	47	85	85	
Claude Lemieux	79	39	32	71	117	
Scott Young	81	21	39	60	50	
Sandis Ozolinsh	(COL)	86	13	37	50	50
	(SJS)	7	1	3	4	4
	(NHL)	73	14	40	54	54
Adam Deadmarsh	78	21	27	48	142	
Chris Simon	64	16	18	34	250	
Stephane Yelle	71	13	14	27	30	
Mike Keane	(COL)	55	10	10	20	40
	(MTL)	18	0	7	7	6
	(NHL)	73	10	17	27	46
Craig Wolarin	75	7	20	27	50	
Mike Ricci	62	6	21	27	52	
Troy Murray	63	7	14	21	22	
Alexei Gusarov	65	5	15	20	56	
Curtis Leschyshyn	77	4	15	19	73	

GOALIE	GP	MNS	GA	SO	GAA	W-L-T
Patrick Roy	39	2305	103	1	2.68	22-15-1
Jocelyn Thibault	10	558	28	0	3.01	3-4-2

PLAYER	GP	G	A	PTS	PIM	
Dave Hannan	(COL)	4	1	0	1	2
	(BUF)	57	6	10	16	30
	(NHL)	61	7	10	17	32
Adam Foote	73	5	11	16	88	
Sylvain Lefebvre	75	5	11	16	49	
Martin Rucinsky	22	4	11	15	14	
Jon Klemm	56	3	12	15	20	
Rene Corbet	33	3	6	9	33	
Warren Rychel	52	6	2	8	147	
Owen Nolan	9	4	4	8	9	
Uwe Krupp	6	0	3	3	4	
Paul Brousseau	8	1	1	2	2	
Landon Wilson	7	1	0	1	6	
Josef Marha	2	0	1	1	0	
Anders Myrsvold	4	0	1	1	6	
Stephane Fiset	37	0	1	1	2	
Claude Lapointe	3	0	0	0	0	
Aaron Miller	5	0	0	0	0	
Patrick Roy	39	0	0	0	4	

GOALIE	GP	MNS	GA	SO	GAA	W-L-T
Stephane Fiset	37	1012	103	1	2.93	22-6-7

1996-97 COLORADO AVALANCHE

49-24-9, 107 points, 1st Pacific Div.



PLAYER	GP	G	A	PTS	PIM	
Peter Forsberg	65	28	58	86	73	
Joe Sakic	65	22	52	74	34	
Sandis Ozolinsh	80	23	45	68	88	
Valeri Kamensky	68	28	38	66	38	
Adam Deadmarsh	78	33	27	60	136	
Keith Jones	(COL)	67	23	20	43	105
	(WSH)	11	2	3	5	13
	(NHL)	78	25	23	48	118
Scott Young	72	18	19	37	14	
Eric Lacroix	81	18	18	36	26	
Mike Ricci	63	13	19	32	59	
Claude Lemieux	45	11	17	28	43	
Rene Corbet	76	12	15	27	67	
Mike Keane	81	10	17	27	63	
Stephane Yelle	79	9	17	26	38	
Jon Klemm	80	9	15	24	37	

GOALIE	GP	MNS	GA	SO	GAA	W-L-T
Patrick Roy	62	3698	143	7	2.32	38-15-7
Marc Denis	1	60	3	0	3.00	0-1-0

PLAYER	GP	G	A	PTS	PIM
Uwe Krupp	60	4	17	21	48
Adam Foote	78	2	19	21	135
Aaron Miller	56	5	12	17	15
Alexei Gusarov	58	2	12	14	28
Sylvain Lefebvre	71	2	11	13	30
Brent Severyn	66	1	4	5	193
Curtis Leschyshyn	11	0	5	5	6
Yves Sarault	28	2	1	3	6
Landon Wilson	9	1	2	3	23
Christian Matte	5	1	1	2	0
Craig Billington	23	0	2	2	2
Josef Marha	6	0	1	1	0
Patrick Roy	62	0	1	1	15
Richard Brennan	2	0	0	0	0
Wade Belak	5	0	0	0	11
Eric Messier	21	0	0	0	4

GOALIE	GP	MNS	GA	SO	GAA	W-L-T
Craig Billington	23	1200	53	1	2.65	11-8-2

YEAR-BY-YEAR PLAYER STATISTICS



1997-98 COLORADO AVALANCHE

39-26-17, 95 points, 1st Pacific Div.



PLAYER	GP	G	A	PTS	PIM	PLAYER	GP	G	A	PTS	PIM
Peter Forsberg	72	25	66	91	94	Jon Klemm	67	6	8	14	30
Valeri Kamensky	75	26	40	66	60	Alexei Gusarov	72	4	10	14	42
Joe Sakic	64	27	36	63	50	Jeff Odgers	68	5	8	13	213
Claude Lemieux	78	26	27	53	115	Warren Rychel	(COL)	8	0	0	23
Sandis Ozolins	66	13	38	51	65	(ANA)	63	5	6	11	198
Adam Deadmarsh	73	22	21	43	125	(NHL)	71	5	6	11	221
Eric Lacroix	82	16	15	31	84	Keith Jones	23	3	7	10	22
Uwe Krupp	78	9	22	31	38	Sylvain Lefebvre	81	0	10	10	48
Rene Corbet	68	16	12	28	133	Josef Marha	11	2	5	7	4
Stephane Yelle	81	7	15	22	48	Aaron Miller	55	2	2	4	51
Jari Kurri	70	5	17	22	12	Mike Ricci	6	0	4	4	2
Tom Fitzgerald	(COL)	11	2	1	3	Francois Leroux	50	1	2	3	140
	(FLA)	69	10	5	15	Patrick Roy	65	0	3	3	39
	(NHL)	80	12	6	18	Wade Belak	8	1	1	2	27
Shean Donovan	(COL)	47	5	7	12	Yves Sarault	2	1	0	1	0
	(SJS)	20	3	3	6	Pascal Trepanier	15	0	1	1	18
	(NHL)	67	8	10	18	Brad Larsen	1	0	0	0	0
Adam Foote	77	3	14	17	124	Christian Matte	5	0	0	0	6
Eric Messier	62	4	12	16	20						

GOALIE	GP	MNS	GA	SO	GAA	W-L-T	GOALIE	GP	MNS	GA	SO	GAA	W-L-T
Patrick Roy	65	3835	153	4	2.39	31-19-13	Craig Billington	23	1162	45	1	2.32	8-7-4

1998-99 COLORADO AVALANCHE

44-28-10, 98 pts, 1st Northwest Div.



PLAYER	GP	G	A	PTS	PIM	PLAYER	GP	G	A	PTS	PIM		
Peter Forsberg	78	30	67	97	108	Jeff Odgers	75	2	3	5	259		
Joe Sakic	73	41	55	96	29	Keith Jones	(COL)	17	1	3	4	20	
Theoren Fleury	(COL)	15	10	14	24	19	Greg de Vries	(NSH)	6	0	0	4	60
	(NHL)	75	40	53	93	86	(NHL)	73	1	3	4	64	
Claude Lemieux	82	27	24	51	102	Jon Klemm	39	1	2	3	31		
Adam Deadmarsh	66	22	27	49	99	Cam Russell	(COL)	35	1	2	3	84	
Milan Hejduk	82	14	34	48	26	(CHI)	7	0	0	0	10		
Chris Drury	79	20	24	44	62	(NHL)	42	1	2	3	94		
Valeri Kamensky	65	14	30	44	28	Christian Matte	7	1	1	2	0		
Sandis Ozolins	39	7	25	32	22	Warren Rychel	28	0	2	2	63		
Rene Corbet	53	8	14	22	58	Patrick Roy	61	0	2	2	28		
Adam Foote	64	5	16	21	32	Tei Crowley	7	0	1	1	2		
Sylvain Lefebvre	76	2	18	20	48	Serge Aubin	1	0	0	0	0		
Shean Donovan	68	7	12	19	37	Mike Gaul	1	0	0	0	0		
Aaron Miller	76	5	13	18	42	Brian White	2	0	0	0	0		
Stephane Yelle	72	8	7	15	40	Chris Dingman	(COL)	1	0	0	0	7	
Alexei Gusarov	54	3	10	13	24	(CGY)	2	0	0	0	17		
Dale Hunter	(COL)	12	2	4	6	17	(NHL)	3	0	0	0	24	
	(WSH)	50	0	5	5	102	Jeff Buchanan	6	0	0	0	6	
	(NHL)	62	2	9	11	119	Eric Lacroix	2	0	0	0	2	
Shjon Podein	(COL)	41	2	6	8	24	Dan Smith	12	0	0	0	9	
	(PHI)	14	1	0	1	0	Wade Belak	22	0	0	0	71	
	(NHL)	55	3	6	9	24	Craig Billington	21	5	0	0	2	
Eric Messier	31	4	2	6	14	Scott Parker	27	0	0	0	71		

GOALIE	GP	MNS	GA	SO	GAA	W-L-T	GOALIE	GP	MNS	GA	SO	GAA	W-L-T
Patrick Roy	61	3648	139	5	2.29	32-19-8	Craig Billington	21	1086	52	0	2.87	11-8-1
Marc Denis	4	217	9	0	2.49	1-1-1							

1999-00 COLORADO AVALANCHE

42-28-11-1, 96 pts, 1st Northwest Div.



PLAYER	GP	G	A	PTS	PIM	PLAYER	GP	G	A	PTS	PIM	
Joe Sakic	60	28	53	81	28	Chris Dingman	68	8	3	11	132	
Milan Hejduk	82	36	36	72	16	Claude Lemieux	13	3	6	9	4	
Chris Drury	82	20	47	67	42	Eric Messier	61	3	6	9	24	
Raymond Bourque	(COL)	14	8	6	14	6	Greg de Vries	69	2	7	9	36
	(BOS)	65	10	28	38	20	Aaron Miller	53	1	7	8	73
	(NHL)	79	18	34	52	26	Alexei Gusarov	34	2	2	4	10
Sandis Ozolins	82	16	36	52	46	Dan Hinote	27	1	3	4	10	
Alex Tanguay	76	17	34	51	22	Serge Aubin	15	2	1	3	6	
Peter Forsberg	49	14	37	51	52	Jeff Odgers	62	1	2	3	162	
Adam Deadmarsh	71	18	27	45	106	Patrick Roy	63	0	3	3	10	
Dave Andreychuk	(COL)	14	1	2	3	2	Marc Denis	23	0	2	2	6
	(BOS)	63	19	14	33	28	Shean Donovan	18	1	0	1	8
	(NHL)	77	20	16	36	30	Christian Matte	5	0	1	1	4
Stephane Yelle	79	8	14	22	28	Brian Willisie	1	0	0	0	0	
Shjon Podein	75	11	8	19	29	Ville Nieminen	1	0	0	0	0	
Dave Reid	65	11	7	18	28	Rick Tabaracci	(COL)	2	0	0	0	0
Brian Rolston	50	8	10	18	12	(ATL)	1	0	0	0	0	
Adam Foote	59	5	13	18	98	(NHL)	3	0	0	0	0	
Martin Skoula	80	3	13	16	20	Dan Smith	3	0	0	0	0	
Jon Klemm	73	5	7	12	34	Sami Helenius	33	0	0	0	46	

GOALIE	GP	MNS	GA	SO	GAA	W-L-T	GOALIE	GP	MNS	GA	SO	GAA	W-L-T
Patrick Roy	63	3704	141	2	2.28	32-21-8	Marc Denis	23	1203	51	3	2.54	9-9-3
Rick Tabaracci	2	60	2	0	2.00	1-0-0							



YEAR-BY-YEAR PLAYER STATISTICS

2000-01 COLORADO AVALANCHE

52-16-10-4, 118 pts, 1st Northwest Div.



PLAYER	GP	G	A	PTS	PIM
Joe Sakic	82	54	64	118	30
Peter Forsberg	73	27	62	89	54
Milan Hejduk	80	41	38	79	36
Alex Tanguay	82	27	50	77	37
Chris Drury	71	24	41	65	47
Rob Blake	(COL) 13	2	8	10	8
	(LAK) 54	17	32	49	69
	(NHL) 67	19	40	59	77
Raymond Bourque	80	7	52	59	48
Steve Reinprecht	(COL) 21	3	4	7	2
	(LAK) 59	12	17	29	12
	(NHL) 80	15	21	36	14
Shjon Pödein	82	15	17	32	68
Adam Deadmarsh	39	13	13	26	59
Martin Skoula	82	8	17	25	38
Ville Nieminen	50	14	8	22	38
Greg de Vries	79	5	12	17	51
Dan Hinote	76	5	10	15	51
Jon Klemm	78	4	11	15	54

GOALIE	GP	MNS	GA	SO	GAA	W-L-T
Patrick Roy	62	3585	132	4	2.21	40-13-7

PLAYER	GP	G	A	PTS	PIM
Adam Foote	35	3	12	15	42
Stephane Yelle	50	4	10	14	20
Aaron Miller	56	4	9	13	29
Eric Messier	64	5	7	12	26
Dave Reid	73	1	9	10	21
Scott Parker	69	2	3	5	155
Patrick Roy	62	0	5	5	10
Rick Berry	19	0	4	4	38
Nolan Pratt	46	1	2	3	40
Bryan Muir	(COL) 21	0	0	0	4
	(TBL) 10	0	3	3	15
	(NHL) 18	0	3	3	19
Chris Dingman	41	1	1	2	108
Alexei Gusarov	9	0	1	1	6
David Aebischer	26	0	1	1	0
Rob Shearer	2	0	0	0	0
Yuri Babenko	3	0	0	0	0
Joel Prcic	3	0	0	0	2
Brad Larsen	9	0	0	0	0

GOALIE	GP	MNS	GA	SO	GAA	W-L-T
David Aebischer	26	1393	52	3	2.24	12-7-3

2001-02 COLORADO AVALANCHE

45-28-8-1, 99 points, 1st Northwest Div.



PLAYER	GP	G	A	PTS	PIM
Joe Sakic	82	26	53	79	18
Rob Blake	75	16	40	56	58
Alex Tanguay	70	13	35	48	36
Chris Drury	82	21	25	46	38
Steven Reinprecht	67	19	27	46	18
Milan Hejduk	62	21	23	44	24
Martin Skoula	82	10	21	31	42
Radim Vrbata	52	18	12	30	14
Adam Foote	55	5	22	27	55
Ville Nieminen	53	10	14	24	30
Greg de Vries	82	8	12	20	57
Mike Keane	(COL) 22	2	5	7	16
	(STL) 56	4	6	10	22
	(NHL) 78	6	11	17	38
Stephane Yelle	73	5	12	17	48
Eric Messier	74	5	10	15	26
Brian Willisie	56	7	7	14	14
Darius Kasparaitis	(COL) 11	0	0	0	19
	(PIT) 69	2	12	14	123
	(NHL) 80	2	12	14	142

GOALIE	GP	MNS	GA	SO	GAA	W-L-T
Patrick Roy	63	3773	122	9	1.94	32-23-8

PLAYER	GP	G	A	PTS	PIM
Pascal Trepanier	74	4	9	13	59
Shjon Pödein	41	6	6	12	39
Dan Hinote	58	6	6	12	39
Brad Larsen	50	2	7	9	47
Riku Hahl	22	2	3	5	14
Scott Parker	63	1	4	5	154
Vaclav Nedorost	25	2	2	4	2
Todd Gill	36	0	4	4	25
Patrick Roy	63	0	3	3	26
Kelly Fairchild	10	2	0	2	2
Bryan Muir	22	1	1	2	9
Nolan Kristanovich	8	0	2	2	0
Jeff Daw	1	0	1	1	0
Phil Sauve	0	0	0	0	0
Jaroslav Obsut	3	0	0	0	0
Steve Moore	8	0	0	0	4
David Aebischer	21	0	0	0	4

GOALIE	GP	MNS	GA	SO	GAA	W-L-T
David Aebischer	21	1184	37	2	1.88	13-6-0

2002-03 COLORADO AVALANCHE

42-19-13-8, 105 points, 1st Northwest Div.



PLAYER	GP	G	A	PTS	PIM
Peter Forsberg	75	29	77	106	70
Milan Hejduk	82	50	48	98	32
Alex Tanguay	82	26	41	67	36
Joe Sakic	58	26	32	58	24
Steve Reinprecht	77	18	33	51	18
Derek Morris	75	11	37	48	68
Rob Blake	79	17	28	45	57
Greg de Vries	82	6	26	32	70
Adam Foote	78	11	20	31	88
Radim Vrbata	66	11	19	30	16
Bates Battaglia	(COL) 13	1	5	6	10
	(CAR) 70	5	14	19	90
	(NHL) 83	6	19	25	100
Martin Skoula	81	4	21	25	68
Dean McAmmond	41	10	8	18	10
Eric Messier	72	4	10	14	16
Bryan Marchment	(COL) 14	0	3	3	33
	(SJS) 67	2	9	11	108
	(NHL) 81	2	12	14	141
Dan Hinote	60	6	4	10	49

GOALIE	GP	MNS	GA	SO	GAA	W-L-T
Patrick Roy	63	3769	137	5	2.18	35-15-13

PLAYER	GP	G	A	PTS	PIM
Mike Keane	65	5	5	10	34
Serge Aubin	66	4	6	10	64
Vaclav Nedorost	42	4	5	9	20
Jeff Shantz	74	3	6	9	35
Riku Hahl	42	3	4	7	12
Scott Parker	43	1	3	4	82
Brad Larsen	6	0	3	3	2
Bryan Muir	32	0	2	2	19
DJ Smith	34	1	0	1	55
Brian Willisie	12	0	1	1	15
Chris McAllister	(COL) 14	0	1	1	26
	(PHI) 0	0	0	0	21
	(NHL) 33	0	1	1	47
Patrick Roy	63	0	0	0	20
David Aebischer	22	0	0	0	4
Steve Brule	2	0	0	0	0
Jeff Paul	2	0	0	0	7
Charlie Stephens	2	0	0	0	0
Steve Moore	4	0	0	0	0

GOALIE	GP	MNS	GA	SO	GAA	W-L-T
David Aebischer	22	1235	50	1	2.43	7-12-0

YEAR-BY-YEAR PLAYER STATISTICS



2003-04 COLORADO AVALANCHE

40-22-13-7, 100 points, 2nd Northwest Div.



PLAYER	GP	G	A	PTS	PIM
Joe Sakic	81	33	54	87	42
Alex Tanguay	69	25	54	79	42
Milan Hejduk	82	35	40	75	20
Peter Forsberg	39	18	37	55	30
Rob Blake	74	13	33	46	61
Matthew Barnaby (COL)	13	4	5	9	37
(NJR)	69	12	20	32	120
(NHL)	82	16	25	41	157
Steve Konowalchuk	76	19	20	39	70
(WSH)	6	0	1	1	0
(NHL)	82	19	21	40	70
Paul Kariya	51	11	25	36	22
John-Michael Liles	79	10	24	34	28
Teemu Selanne	78	16	16	32	32
Chris Gratton (COL)	13	2	1	3	18
(PHX)	68	11	18	29	93
(NHL)	81	13	19	32	111
Adam Foote	73	8	22	30	87
Derek Morris	69	6	22	28	47
Martin Skoula	58	2	14	16	30
Karlis Skarstins	82	5	9	13	26
Andrej Nikolishin	49	5	7	12	24
Steve Moore	57	5	7	12	37
Dan Hinote	59	4	7	11	57
Travis Brigley	36	3	4	7	10
Ossi Vaananen (COL)	12	0	0	0	2
(PHX)	67	2	4	6	87
(NHL)	79	2	4	6	89

PLAYER	GP	G	A	PTS	PIM
Kurt Sauer (COL)	14	0	1	1	19
(ANA)	55	1	4	5	32
(NHL)	69	1	5	6	51
Darby Hendrickson (COL)	20	1	3	4	6
(MIN)	14	1	0	1	6
(NHL)	34	2	3	5	12
Cody McCormick	44	2	3	5	73
Bob Boughner (COL)	11	0	0	0	8
(CAR)	43	0	5	5	80
(NHL)	54	0	5	5	88
Peter Worrell	49	3	1	4	178
Brad Larsen	26	2	2	4	11
Jim Cummins	55	1	2	3	147
Marek Svatos	4	2	0	2	0
Brett Clark	12	1	1	2	6
Charlie Stephens	6	0	2	2	4
Bates Battaglia	4	0	1	1	4
Riku Hahl	28	0	1	1	12
Tommy Salo (COL)	5	0	0	0	0
(EDM)	44	0	1	1	2
(NHL)	49	0	1	1	2
David Aebischer	62	0	1	1	4
Dennis Bowie	1	0	0	0	0
Mikhail Kuleshov	3	0	0	0	0
Jordan Krestanovich	14	0	0	0	2
Phil Sauve	17	0	0	0	2
Chris McAllister	34	0	0	0	62

GOALIE	GP	MNS	GA	SO	GAA	W-L-T
David Aebischer	62	3703	129	4	2.09	32-19-9
Phil Sauve	17	986	50	0	3.04	7-7-3

GOALIE	GP	MNS	GA	SO	GAA	W-L-T
Tommy Salo (COL)	5	304	12	0	2.37	1-3-1
(EDM)	44	2487	107	3	2.58	17-18-6
(NHL)	49	2791	119	3	2.56	18-21-7

2005-06 COLORADO AVALANCHE

43-30-9, 95 points, 2nd Northwest Div.



PLAYER	GP	G	A	PTS	PIM
Joe Sakic	82	32	55	87	60
Alex Tanguay	71	29	49	78	46
Andrew Brunette	82	24	39	63	48
Milan Hejduk	74	24	34	58	24
Rob Blake	81	14	37	51	94
Marek Svatos	61	32	18	50	60
John-Michael Liles	82	14	35	49	44
Pierre Turgeon	62	16	30	46	32
Ian Laperriere	82	21	24	45	116
Brett McLean	82	9	31	40	51
Patrice Brisebois	80	10	28	38	55
Brett Clark	80	9	27	36	56
Antti Laaksonen	81	16	18	34	40
Jim Dowd (COL)	18	2	1	3	2
(NHL)	78	5	13	18	40
Steve Konowalchuk	21	6	9	15	14

PLAYER	GP	G	A	PTS	PIM
Karlis Skarstins	82	3	11	14	65
Dan Hinote	73	5	8	13	48
Brad Richardson	41	3	10	13	12
Cody McCormick	45	4	4	8	29
Bob Boughner	41	1	6	7	54
Brad May	54	3	3	6	82
Wojtek Wolski	9	2	4	6	4
Kurt Sauer	37	1	4	5	24
Ossi Vaananen	53	0	4	4	56
Vitaliy Kolesnik	8	0	1	1	2
Peter Budaj	34	0	1	1	4
Jose Theodore (COL)	5	0	0	0	0
(NHL)	43	0	1	1	2
David Aebischer (COL)	43	0	3	3	16
(NHL)	50	0	1	3	16
Paul Healey	2	0	0	0	14

GOALIE	GP	MNS	GA	SO	GAA	W-L-T
Peter Budaj	34	1803	86	2	2.86	14-10-6
David Aebischer (COL)	43	2477	123	3	2.98	25-14-2
(NHL)	50	2895	149	3	3.09	29-17-2

GOALIE	GP	MNS	GA	SO	GAA	W-L-T
Jose Theodore (COL)	5	296	15	0	3.04	1-3-1
(NHL)	43	2410	137	0	3.41	18-19-6
Vitaliy Kolesnik	8	370	20	0	3.24	3-3-0

2006-07 COLORADO AVALANCHE

44-31-7, 95 points, 4th Northwest Div.



PLAYER	GP	G	A	PTS	PIM
Joe Sakic	82	36	64	100	46
Andrew Brunette	82	27	56	83	36
Paul Stastny	82	28	50	78	42
Milan Hejduk	80	35	35	70	44
Wojtek Wolski	76	22	28	50	14
Tyler Arnason	82	16	33	49	26
John-Michael Liles	71	14	30	44	24
Brett Clark	82	10	29	39	50
Brett McLean	78	15	20	35	36
Marek Svatos	66	15	15	30	46
Ian Laperriere	81	8	21	29	133
Brad Richardson	73	14	8	22	28
Ken Klee	81	3	16	19	68
Mark Hyrcroft	66	6	12	31	2
Ben Gurte	39	3	8	11	16
Patrice Brisebois	33	1	10	11	22

PLAYER	GP	G	A	PTS	PIM
Karlis Skarstins	68	0	11	11	30
Ossi Vaananen	74	2	6	8	69
Pierre Turgeon	17	4	3	7	10
Kurt Sauer	48	0	6	6	24
Jordan Leopold	15	2	3	5	14
Jeff Finger	22	1	4	5	11
Antti Laaksonen	41	3	1	4	16
Brad May (COL)	10	0	3	3	8
(NHL)	24	0	4	4	21
Scott Parker (COL)	10	1	1	2	6
(NHL)	21	1	1	2	28
Kyle Cumiskey	9	1	1	2	2
Cody McCormick	6	0	1	1	6
George Parros (COL)	2	0	0	0	0
(NHL)	34	1	0	1	102

GOALIE	GP	MNS	GA	SO	GAA	W-L-T
Peter Budaj	57	3199	143	3	2.68	31-16-6

GOALIE	GP	MNS	GA	SO	GAA	W-L-T
Jose Theodore	33	1748	95	0	3.26	13-15-1



YEAR-BY-YEAR PLAYER STATISTICS

2007-08 COLORADO AVALANCHE

44-31-7, 95 points, 2nd Northwest Div.



PLAYER	GP	G	A	PTS	PIM
Paul Stastny	66	24	47	71	24
Andrew Brunette	82	19	40	59	14
Milan Hejduk	77	29	25	54	36
Wojtek Wolski	77	18	30	48	14
Joe Sakic	44	13	27	40	20
Marek Svatos	62	26	11	37	32
Ryan Smyth	55	14	23	37	50
John-Michael Liles	81	6	26	32	26
Tyler Amason	70	10	21	31	16
Ruslan Salei	(COL) (NHL) 17	3	4	7	23
Jaroslav Hlinka	63	8	20	28	16
Ben Guite	79	11	11	22	47
Brett Clark	57	5	16	21	33
Scott Hannan	82	2	19	21	55
Jeff Finger	72	8	11	19	40

GOALIE	GP	MNS	GA	SO	GAA	W-L-T
Joe Theodore	53	3028	123	3	2.44	28-21-3
Peter Budaj	35	1912	82	0	2.57	16-10-4

PLAYER	GP	G	A	PTS	PIM
Ian Laperriere	70	4	15	19	140
Adam Foote	(COL) (NHL) 12	0	1	1	12
Peter Forsberg	75	1	15	16	107
Jordan Leopold	9	1	13	14	8
T.J. Hensick	43	5	8	13	20
Cody McLeod	31	6	5	11	2
David Jones	49	4	5	9	120
Kurt Sauer	27	2	4	6	8
Brad Richardson	54	1	5	6	41
Kyle Cumiskey	22	2	3	5	8
Cody McCormick	36	0	5	5	16
Karlis Skrastins	40	2	2	4	50
Wyatt Smith	(COL) 43	1	3	4	20
Scott Parker	25	0	3	3	8
Johnny Boychuk	25	0	0	0	70
	4	0	0	0	0

GOALIE	GP	MNS	GA	SO	GAA	W-L-T
Tyler Weiman	1	16	0	0	0.00	0-0-0

2008-09 COLORADO AVALANCHE

32-45-5, 69 points, 5th Northwest Div.



PLAYER	GP	G	A	PTS	PIM
Milan Hejduk	82	27	32	59	16
Ryan Smyth	77	26	33	59	62
Wojtek Wolski	78	14	28	42	28
John-Michael Liles	75	12	27	39	31
Paul Stastny	45	11	25	36	22
Marek Svatos	69	14	20	34	34
Tyler Amason	71	5	17	22	14
T.J. Hensick	61	4	17	21	14
Ruslan Salei	70	4	17	21	72
Jordan Leopold	(COL) 64	6	14	20	18
Cody McLeod	79	15	5	20	162
Ian Laperriere	74	7	12	19	163
Chris Stewart	53	11	8	19	54
Darcy Tucker	63	8	8	16	67
David Jones	40	8	5	13	8
Brett Clark	76	2	10	12	32
Ben Guite	50	5	7	12	30
Cody McCormick	55	1	11	12	92

GOALIE	GP	MNS	GA	SO	GAA	W-L-T
Peter Budaj	56	3232	154	2	2.86	20-29-5

PLAYER	GP	G	A	PTS	PIM
Joe Sakic	15	2	10	12	6
Scott Hannan	81	1	9	10	26
Adam Foote	42	1	6	7	30
T.J. Galiardi	11	3	1	4	6
Daniel Tjarnqvist	37	2	2	4	8
Brian Willisie	42	1	3	4	14
Ray Macias	6	0	1	1	0
Kyle Cumiskey	6	0	0	0	0
Phillippe Dupuis	8	0	0	0	4
Chris Durno	2	0	0	0	0
Matt Hendricks	4	0	0	0	13
Per Ledin	3	0	0	0	2
Aaron MacKenzie	5	0	0	0	0
Lawrence Nycholat	(COL) (NHL) 5	0	0	0	0
Wes O'Neill	19	0	1	1	6
Derek Peltier	3	0	0	0	4
Michael Vernace	11	0	0	0	2
	12	0	0	0	8

GOALIE	GP	MNS	GA	SO	GAA	W-L-T
Andrew Raycroft	31	1722	90	0	3.14	12-16-0

YEAR-BY-YEAR TEAM RESULTS



1979-80 QUEBEC NORDIQUES

25-44-11, 61 points, 5th Adams Div.



GM	DATE	OPP.	SCORE	W/L	REC.
1	Oct. 10	Atl.	3-5	L	0-1-0
2	Oct. 13	at Mtl.	1-3	L	0-2-0
3	Oct. 18	at Colo.	5-2	W	1-2-0
4	Oct. 19	at Edm.	3-6	L	1-3-0
5	Oct. 21	at Chi.	3-0	W	2-3-0
6	Oct. 24	Hart.	2-2	T	2-3-1
7	Oct. 27	Buff.	0-3	L	2-4-1
8	Oct. 28	Mtl.	5-4	W	3-4-1
9	Oct. 31	Winn.	2-5	L	3-5-1
10	Nov. 2	at Atl.	4-4	T	3-5-2
11	Nov. 4	Det.	5-1	W	4-5-2
12	Nov. 7	Phila.	3-4	L	4-6-2
13	Nov. 10	at NYR	4-5	L	4-7-2
14	Nov. 11	St. L.	4-1	W	5-7-2
15	Nov. 14	at Minn.	2-7	L	5-8-2
16	Nov. 16	at Winn.	3-2	W	6-8-2
17	Nov. 18	Tor.	4-2	W	7-8-2
18	Nov. 20	Bos.	3-5	L	7-9-2
19	Nov. 22	at Bos.	4-7	L	7-10-2
20	Nov. 24	at Hart.	4-4	T	7-10-3
21	Nov. 25	Wash.	2-2	T	7-10-4
22	Nov. 27	at St. L.	2-4	L	7-11-4
23	Nov. 28	at Pitt.	2-7	L	7-12-4
24	Dec. 1	at Wash.	2-7	L	7-13-4
25	Dec. 2	Van.	3-1	W	8-13-4
26	Dec. 4	Colo.	1-3	L	8-14-4
27	Dec. 6	St. L.	5-2	W	9-14-4
28	Dec. 9	LA	3-2	W	10-14-4
29	Dec. 12	Winn.	5-0	W	11-14-4
30	Dec. 13	at Phila.	4-6	L	11-15-4
31	Dec. 15	at Det.	4-4	T	11-15-5
32	Dec. 16	Pitt.	4-1	W	12-15-5
33	Dec. 19	Colo.	6-3	W	13-15-5
34	Dec. 23	at Buff.	3-1	W	14-15-5
35	Dec. 27	at LA	0-3	L	14-16-5
36	Dec. 29	at Van.	2-6	L	14-17-5
37	Dec. 30	at Edm.	2-1	W	15-17-5
38	Jan. 2	NYR	3-3	T	15-17-6
39	Jan. 5	at Tor.	7-3	W	16-17-6
40	Jan. 9	Edm.	3-2	W	17-17-6

*Overtime Decision

1980-81 QUEBEC NORDIQUES

30-32-18, 78 points, 4th Adams Div.



GM	DATE	OPP.	SCORE	W/L	REC.
1	Oct. 9	at Cgy.	5-5	T	0-0-1
2	Oct. 10	at Edm.	7-4	W	1-0-1
3	Oct. 12	at Van.	2-8	L	1-1-1
4	Oct. 14	at Colo.	1-4	L	1-2-1
5	Oct. 16	at LA	4-6	L	1-3-1
6	Oct. 19	at Winn.	4-4	T	1-3-2
7	Oct. 22	at Minn.	2-4	L	1-4-2
8	Oct. 25	at Hart.	2-4	L	1-5-2
9	Oct. 26	at Chi.	4-7	L	1-6-2
10	Oct. 29	Van.	3-3	T	1-6-3
11	Nov. 1	Phila.	3-3	T	1-6-4
12	Nov. 2	Colo.	4-5	L	1-7-4
13	Nov. 4	at Mtl.	4-5	L	1-8-4
14	Nov. 9	at Phila.	1-3	L	1-9-4
15	Nov. 11	Chi.	6-6	T	1-9-5
16	Nov. 12	Winn.	5-1	W	2-9-5
17	Nov. 16	at Buff.	1-8	L	2-10-5
18	Nov. 18	Wash.	6-2	W	3-10-5
19	Nov. 19	Det.	2-1	W	4-10-5
20	Nov. 22	Cgy.	3-3	T	4-10-6
21	Nov. 24	LA	3-4	L	4-11-6
22	Nov. 26	Minn.	5-2	W	5-11-6
23	Nov. 30	NYR	3-7	L	5-12-6
24	Dec. 1	at St. L.	2-5	L	5-13-6
25	Dec. 4	at Det.	4-1	W	6-13-6
26	Dec. 6	at Tor.	2-5	L	6-14-6
27	Dec. 7	Tor.	4-4	T	6-14-7
28	Dec. 10	Bos.	4-6	L	6-15-7
29	Dec. 12	at Bos.	5-3	W	7-15-7
30	Dec. 14	Edm.	6-5	W	8-15-7
31	Dec. 17	St. L.	4-1	W	9-15-7
32	Dec. 20	at NYR	2-5	L	9-16-7
33	Dec. 21	Hart.	6-5	W	10-16-7
34	Dec. 23	Mtl.	2-2	T	10-16-8
35	Dec. 27	at Pitt.	4-6	L	10-17-8
36	Dec. 30	NYR	3-6	L	10-18-8
37	Jan. 3	Buff.	3-3	T	10-18-9
38	Jan. 4	at NYR	2-2	T	10-18-10
39	Jan. 6	at St. L.	3-6	L	10-19-10
40	Jan. 7	at Buff.	1-5	L	10-20-10

*Overtime Decision

GM	DATE	OPP.	SCORE	W/L	REC.
41	Jan. 11	at Atl.	3-4	L	17-18-6
42	Jan. 12	at St. L.	2-8	L	17-19-6
43	Jan. 16	Bos.	1-3	L	17-20-6
44	Jan. 19	at NYI	1-3	L	17-21-6
45	Jan. 20	Wash.	3-2	W	18-21-6
46	Jan. 23	Minn.	6-4	W	19-21-6
47	Jan. 26	at Wash.	1-1	T	19-21-7
48	Jan. 27	Det.	6-7	L	19-22-7
49	Jan. 30	Atl.	1-4	L	19-23-7
50	Feb. 2	at Bos.	2-7	L	19-24-7
51	Feb. 3	NYR	5-4	W	20-24-7
52	Feb. 6	Chi.	3-3	T	20-24-8
53	Feb. 9	at NYI	0-5	L	20-25-8
54	Feb. 10	at NYR	1-3	L	20-26-8
55	Feb. 14	at Mtl.	1-5	L	20-27-8
56	Feb. 17	at Winn.	5-6	L	20-28-8
57	Feb. 18	at Minn.	2-6	L	20-29-8
58	Feb. 19	Buff.	1-3	L	20-30-8
59	Feb. 23	at Pitt.	1-2	L	20-31-8
60	Feb. 24	Pitt.	2-0	W	21-31-8
61	Feb. 26	Hart.	9-5	W	22-31-8
62	Feb. 27	NYI	5-3	L	22-32-8
63	Mar. 2	LA	3-4	L	22-33-8
64	Mar. 5	Minn.	3-3	T	22-33-9
65	Mar. 8	at Tor.	2-3	L	22-34-9
66	Mar. 9	Tor.	5-4	W	23-34-9
67	Mar. 12	Edm.	3-6	L	23-35-9
68	Mar. 16	Van.	2-3	L	23-36-9
69	Mar. 19	at Chi.	2-5	L	23-37-9
70	Mar. 20	at Colo.	6-2	W	24-37-9
71	Mar. 22	at LA	1-4	L	24-38-9
72	Mar. 23	at Van.	6-2	W	25-38-9
73	Mar. 26	Chi.	2-7	L	25-39-9
74	Mar. 27	at Phila.	2-5	L	25-40-9
75	Mar. 29	at Det.	7-9	L	25-41-9
76	Mar. 30	NYI	6-9	L	25-42-9
77	Apr. 1	Phila.	3-3	T	25-42-10
78	Apr. 3	at Buff.	3-8	L	25-43-10
79	Apr. 4	at Hart.	2-9	L	25-44-10
80	Apr. 6	Mtl.	4-4	T	25-44-11



YEAR-BY-YEAR TEAM RESULTS

1981-82 QUEBEC NORDIQUES

33-31-16, 82 points, 4th Adams Div.



GM	DATE	OPP.	SCORE	W/L	REC.
1	Oct. 6	Hart.	6-5	W	1-0-0
2	Oct. 8	at Bos.	7-5	W	2-0-0
3	Oct. 10	at Pitt.	1-2	L	2-1-0
4	Oct. 12	Minn.	2-4	L	2-2-0
5	Oct. 14	at Buff.	2-4	L	2-3-0
6	Oct. 17	Tor.	6-4	W	3-3-0
7	Oct. 19	Van.	6-3	W	4-3-0
8	Oct. 21	at Wash.	6-3	W	5-3-0
9	Oct. 22	at Phila.	2-3	L	5-4-0
10	Oct. 24	Det.	8-3	W	6-4-0
11	Oct. 27	at LA	7-8	L	6-5-0
12	Oct. 28	at Colo.	3-1	W	7-5-0
13	Oct. 31	at Edm.	4-11	L	7-6-0
14	Nov. 2	Mtl.	5-4	W	8-6-0
15	Nov. 4	St. L	6-2	W	9-6-0
16	Nov. 7	Bos.	1-10	L	9-7-0
17	Nov. 9	Det.	5-3	W	10-7-0
18	Nov. 11	at Van.	5-6	L	10-8-0
19	Nov. 12	at Cgy.	2-3	L	10-9-0
20	Nov. 17	at Minn.	5-5	T	10-9-1
21	Nov. 19	NYI	7-2	W	11-9-1
22	Nov. 19	at Mtl	1-1	T	11-9-2
23	Nov. 21	Hart.	7-3	W	12-9-2
24	Nov. 22	at Bos.	6-1	W	13-9-2
25	Nov. 24	Pitt.	1-7	L	13-10-2
26	Nov. 25	at Hart.	3-3	T	13-10-3
27	Nov. 28	NYR	7-4	W	14-10-3
28	Nov. 29	at NYR	4-4	T	14-10-4
29	Dec. 2	Edm.	9-8	W	15-10-4
30	Dec. 5	Bos.	5-5	L	15-11-4
31	Dec. 8	Cgy.	4-7	L	15-12-4
32	Dec. 12	St. L	4-6	L	15-13-4
33	Dec. 13	at Buff.	4-4	T	15-13-5
34	Dec. 15	at NYI	7-10	L	15-14-5
35	Dec. 17	at Det.	3-2	W	16-14-5
36	Dec. 19	Buff.	7-3	W	17-14-5
37	Dec. 22	Mtl	5-2	W	18-14-5
38	Dec. 27	at Mtl	3-6	L	18-15-5
39	Dec. 29	Chi.	8-1	W	19-15-5
40	Jan. 2	Buff.	6-3	W	20-15-5

*Overtime Decision

1982-83 QUEBEC NORDIQUES

34-34-12, 80 points, 4th Adams Div.



GM	DATE	OPP.	SCORE	W/L	REC.
1	Oct. 6	at Buff.	6-4	W	1-0-0
2	Oct. 7	at Phila.	5-9	L	1-1-0
3	Oct. 9	Buff.	4-7	W	2-1-0
4	Oct. 11	Mtl.	3-4	L	2-2-0
5	Oct. 14	LA	4-4	T	2-2-1
6	Oct. 16	Phila.	3-4	L	2-3-1
7	Oct. 20	at Det.	5-3	W	3-3-1
8	Oct. 21	Pitt.	8-4	W	4-3-1
9	Oct. 23	at Mtl.	5-9	L	4-4-1
10	Oct. 26	Tor.	9-4	W	5-4-1
11	Oct. 30	NYR	5-4	W	6-4-1
12	Nov. 2	Van.	2-5	L	6-5-1
13	Nov. 6	Minn.	4-1	W	7-5-1
14	Nov. 8	Edm.	5-5	T	7-5-2
15	Nov. 10	at Hart.	5-7	L	7-6-2
16	Nov. 11	at Bos.	3-2	W	8-6-2
17	Nov. 13	NJ	7-2	W	9-6-2
18	Nov. 16	Bos.	4-7	L	9-7-2
19	Nov. 18	at Mtl.	4-7	L	9-8-2
20	Nov. 21	at Edm.	9-7	W	10-8-2
21	Nov. 23	at Van.	2-5	L	10-9-2
22	Nov. 25	at Cgy.	3-2	W	11-9-2
23	Nov. 27	Chi.	1-3	L	11-10-2
24	Nov. 30	Winn.	8-6	W	12-10-2
25	Dec. 2	at Bos.	3-3	T	12-10-3
26	Dec. 4	Buff.	3-2	W	13-10-3
27	Dec. 7	Bos.	10-5	W	14-10-3
28	Dec. 9	at Phila.	1-4	L	14-11-3
29	Dec. 11	at Pitt.	7-4	W	15-11-3
30	Dec. 12	at Chi.	3-7	L	15-12-3
31	Dec. 14	Tor.	4-7	T	15-12-4
32	Dec. 18	Buff.	4-5	L	15-13-4
33	Dec. 19	at Buff.	1-3	L	15-14-4
34	Dec. 21	NYI	3-3	T	15-14-5
35	Dec. 23	Mtl.	6-3	W	16-14-5
36	Dec. 26	at Mtl.	4-4	T	16-14-6
37	Dec. 28	Hart.	4-1	W	17-14-6
38	Jan. 2	Wash.	4-7	L	17-15-6
39	Jan. 4	Mtl.	3-1	W	18-15-6
40	Jan. 7	at NYR	1-5	L	18-16-6

*Overtime Decision

GM	DATE	OPP.	SCORE	W/L	REC.
41	Jan. 5	Wash.	3-0	W	21-15-5
42	Jan. 9	Bos.	6-1	W	22-15-5
43	Jan. 11	Hart.	6-2	W	23-15-5
44	Jan. 13	at St. L	4-2	W	24-15-5
45	Jan. 16	at Minn.	1-4	L	24-16-5
46	Jan. 17	at Winn.	7-5	W	25-16-5
47	Jan. 19	Phila.	2-2	T	25-16-6
48	Jan. 20	at Hart.	2-4	L	25-17-6
49	Jan. 22	at Buff.	3-5	L	25-18-6
50	Jan. 23	Buff.	2-3	L	25-19-6
51	Jan. 26	Mtl.	3-8	L	25-20-6
52	Jan. 30	at Tor.	2-2	T	25-20-7
53	Jan. 31	at Hart.	4-4	T	25-20-8
54	Feb. 2	Colo.	8-7	W	26-20-8
55	Feb. 6	Phila.	4-3	W	27-20-8
56	Feb. 7	at Wash.	5-5	T	27-20-9
57	Feb. 11	at LA	4-4	T	27-20-10
58	Feb. 12	at Colo.	2-9	L	27-21-10
59	Feb. 14	at NYR	2-5	L	27-22-10
60	Feb. 16	Winn.	7-3	W	28-22-10
61	Feb. 19	at Winn.	4-4	T	28-22-11
62	Feb. 21	at Chi.	3-5	L	28-23-11
63	Feb. 23	Mtl.	4-3	W	29-23-11
64	Feb. 25	at Mtl.	4-4	T	29-23-12
65	Feb. 27	at NYI	5-5	T	29-23-13
66	Mar. 1	LA	5-5	T	29-23-14
67	Mar. 3	Edm.	6-4	W	30-23-14
68	Mar. 6	Pitt.	4-6	L	30-24-14
69	Mar. 9	Cgy.	4-9	L	30-25-14
70	Mar. 13	Chi.	9-3	W	31-25-14
71	Mar. 16	Hart.	2-3	L	31-26-14
72	Mar. 17	at Tor.	3-6	L	31-27-14
73	Mar. 20	Van.	3-3	T	31-27-15
74	Mar. 22	at Bos.	4-5	L	31-28-15
75	Mar. 24	at Hart.	3-3	T	31-28-16
76	Mar. 27	at Mtl.	2-4	L	31-29-16
77	Mar. 30	Buff.	4-6	L	31-30-16
78	Apr. 1	at Bos.	8-5	W	32-30-16
79	Apr. 3	Bos.	4-5	L	32-31-16
80	Apr. 4	at Buff.	7-4	W	33-31-16

YEAR-BY-YEAR TEAM RESULTS



1983-84 QUEBEC NORDIQUES

42-28-10, 94 points, 3rd Adams Div.



GM	DATE	OPP.	SCORE	W/L	REC.
1	Oct. 4	NYI	7-3	W	1-0-0
2	Oct. 6	at Bos.	3-9	L	1-1-0
3	Oct. 8	Buff.	9-2	W	2-1-0
4	Oct. 10	Mtl.	4-6	L	2-2-0
5	Oct. 13	at Hart.	4-4	T	2-2-1
6	Oct. 14	at NJ	6-4	W	3-2-1
7	Oct. 16	at Wash.	4-2	W	4-2-1
8	Oct. 18	Bos.	5-3	W	5-2-1
9	Oct. 19	at Tor.	8-1	W	6-2-1
10	Oct. 22	Minn.	11-2	W	7-2-1
11	Oct. 25	Phila.	2-4	L	7-3-1
12	Oct. 27	at Phila.	3-4	L	7-4-1
13	Oct. 29	at Det.	3-4*	L	7-5-1
14	Nov. 1	LA	8-4	W	8-5-1
15	Nov. 3	at Mtl.	2-3	L	8-6-1
16	Nov. 5	NYR	4-4	T	8-6-2
17	Nov. 6	at Buff.	7-1	W	9-6-2
18	Nov. 8	Edm.	4-7	L	9-7-2
19	Nov. 12	Bos.	4-6	L	9-8-2
20	Nov. 15	Det.	1-3	L	9-9-2
21	Nov. 17	at Hart.	4-2	W	10-9-2
22	Nov. 19	Hart.	4-4	T	10-9-3
23	Nov. 20	at NYR	5-6*	L	10-10-3
24	Nov. 22	at NYI	2-3	L	10-11-3
25	Nov. 24	at Bos.	6-3	W	11-11-3
26	Nov. 26	Buff.	3-2	W	12-11-3
27	Nov. 29	Wash.	6-3	W	13-11-3
28	Dec. 1	at Mtl.	6-3	W	14-11-3
29	Dec. 3	Chi.	3-2	W	15-11-3
30	Dec. 6	Cgy	8-1	W	16-11-3
31	Dec. 10	at LA	6-4	W	17-11-3
32	Dec. 13	at Van.	2-6	L	17-12-3
33	Dec. 14	at Cgy.	2-4	L	17-13-3
34	Dec. 17	at Edm.	1-8	L	17-14-3
35	Dec. 20	Van.	6-4	W	18-14-3
36	Dec. 22	Mtl.	4-1	W	19-14-3
37	Dec. 27	Hart.	7-3	W	20-14-3
38	Dec. 29	at Buff.	5-8	L	20-15-3
39	Dec. 31	at Mtl.	2-4	L	20-16-3
40	Jan. 3	Mtl.	9-5	W	21-16-3

*Overtime Decision

1984-85 QUEBEC NORDIQUES

41-30-9, 91 points, 2nd Adams Div.



GM	DATE	OPP.	SCORE	W/L	REC.
1	Oct. 11	at Van.	5-2	W	1-0-0
2	Oct. 13	at Cgy.	2-7	L	1-1-0
3	Oct. 14	at Edm.	2-9	L	1-2-0
4	Oct. 17	Buff.	4-1	W	2-2-0
5	Oct. 19	at Buff.	4-5	L	2-3-0
6	Oct. 20	at Tor.	12-3	W	3-3-0
7	Oct. 23	Mtl.	1-3	L	3-4-0
8	Oct. 26	Tor.	2-2	T	3-4-1
9	Oct. 27	NYR	2-5	L	3-5-1
10	Oct. 29	at Mtl.	2-4	L	3-6-1
11	Oct. 31	at Hart.	5-3	W	4-6-1
12	Nov. 1	at Bos.	1-7	L	4-7-1
13	Nov. 3	NYI	5-4	W	5-7-1
14	Nov. 6	Winn.	5-3	W	6-7-1
15	Nov. 10	Hart.	0-1	L	6-8-1
16	Nov. 13	LA	4-5*	L	6-9-1
17	Nov. 14	at St. L	7-3	W	7-9-1
18	Nov. 16	at St. L	2-4	L	7-10-1
19	Nov. 18	at Chi.	5-3	W	8-10-1
20	Nov. 20	Chi.	3-2*	W	9-10-1
21	Nov. 24	NYR	8-3	W	10-10-1
22	Nov. 25	at NYR	3-2*	W	11-10-1
23	Nov. 27	Wash.	2-9	L	11-11-1
24	Dec. 1	Hart.	8-4	W	12-11-1
25	Dec. 3	Bos.	3-3	T	12-11-2
26	Dec. 6	at Phila.	1-1	T	12-11-3
27	Dec. 8	NJ	7-3	W	13-11-3
28	Dec. 9	at Buff.	4-4	T	13-11-4
29	Dec. 11	Van.	3-4	L	13-12-4
30	Dec. 13	at Bos.	5-5	T	13-12-5
31	Dec. 15	at NJ	3-8	L	13-13-5
32	Dec. 18	Wash.	1-4	L	13-14-5
33	Dec. 20	at Det.	4-5	L	13-15-5
34	Dec. 22	Buff.	3-1	W	14-15-5
35	Dec. 23	at Chi.	3-2*	W	15-15-5
36	Dec. 27	Mtl.	3-5	L	15-16-5
37	Dec. 29	Pitt.	10-2	W	16-16-5
38	Dec. 31	at Mtl.	4-4	T	16-16-6
39	Jan. 2	Hart.	7-3	W	17-16-6
40	Jan. 4	at Wash.	5-3	W	18-16-6

*Overtime Decision

GM	DATE	OPP.	SCORE	W/L	REC.
41	Jan. 5	at Bos.	8-3	W	22-16-3
42	Jan. 7	Tor.	4-2	W	23-16-3
43	Jan. 10	Pitt.	7-1	W	24-16-3
44	Jan. 12	at NJ	4-1	W	25-16-3
45	Jan. 14	Phila.	3-3	T	25-16-4
46	Jan. 17	Bos.	7-3	W	26-16-4
47	Jan. 19	at Bos.	3-4	L	26-17-4
48	Jan. 21	Chi.	4-4	T	26-17-5
49	Jan. 24	Winn.	3-5	L	26-18-5
50	Jan. 26	at NYI	5-1	W	27-18-5
51	Jan. 28	Hart.	3-0	W	28-18-5
52	Jan. 29	at Hart.	5-5	T	28-18-6
53	Feb. 4	NJ	3-5	L	28-19-6
54	Feb. 5	at Buff.	2-1	W	29-19-6
55	Feb. 7	Van.	2-4	L	29-20-6
56	Feb. 11	at Tor.	2-5	L	29-21-6
57	Feb. 13	Pitt.	6-1	W	30-21-6
58	Feb. 15	at Chi.	2-5	L	30-22-6
59	Feb. 17	at Winn.	6-3	W	31-22-6
60	Feb. 18	at Minn.	7-2	W	32-22-6
61	Feb. 21	Mtl.	3-2	W	33-22-6
62	Feb. 23	at NYR	4-4	L	33-23-6
63	Feb. 25	St. L	3-3	T	33-23-7
64	Feb. 26	St. L	5-0	W	34-23-7
65	Feb. 28	Det.	6-2	W	35-23-7
66	Mar. 3	Buff.	4-2	W	36-23-7
67	Mar. 4	at Buff.	1-1	T	36-23-8
68	Mar. 6	Cgy	4-3	W	37-23-8
69	Mar. 8	at Pitt.	8-6	W	38-23-8
70	Mar. 9	at Wash.	3-5	L	38-24-8
71	Mar. 11	at Winn.	5-6*	L	38-25-8
72	Mar. 13	Edm.	6-4*	L	38-26-8
73	Mar. 17	at St. L	6-4	W	39-26-8
74	Mar. 18	at Minn.	5-5	T	39-26-9
75	Mar. 20	at LA	3-1	W	40-26-9
76	Mar. 24	Hart.	2-3*	L	40-27-9
77	Mar. 25	at Hart.	6-6	T	40-27-10
78	Mar. 27	Bos.	4-6	L	40-28-10
79	Mar. 29	at Mtl.	5-2	W	41-28-10
80	Mar. 31	Buff.	4-1	W	42-28-10



YEAR-BY-YEAR TEAM RESULTS

1985-86 QUEBEC NORDIQUES

43-31-6, 92 points, 1st Adams Div.



GM	DATE	OPP.	SCORE	W/L	REC.
1	Oct. 10	Chi.	6-2	W	1-0-0
2	Oct. 12	at Tor.	4-0	W	2-0-0
3	Oct. 13	at Winn.	5-2	W	3-0-0
4	Oct. 15	Hart.	4-1	W	4-0-0
5	Oct. 17	at Phila.	2-1	W	5-0-0
6	Oct. 19	Pitt.	4-3	W	6-0-0
7	Oct. 21	at Mtl.	3-2	W	7-0-0
8	Oct. 24	at NYI	5-6	L	7-1-0
9	Oct. 26	at Pitt.	4-4	T	7-1-1
10	Oct. 29	Mtl.	6-4	W	8-1-1
11	Oct. 30	at Hart.	4-6	L	8-2-1
12	Nov. 2	Phila.	3-5	L	8-3-1
13	Nov. 5	Bos.	7-5	W	9-3-1
14	Nov. 9	Hart.	3-4	L	9-4-1
15	Nov. 13	at Chi.	4-5	L	9-5-1
16	Nov. 14	at St. L.	3-5	L	9-6-1
17	Nov. 16	Buff.	3-1	W	10-6-1
18	Nov. 19	Edm.	4-5	L	10-7-1
19	Nov. 22	at Buff.	5-7	L	10-8-1
20	Nov. 23	at Wash.	0-3	L	10-9-1
21	Nov. 26	Cgy.	1-3	L	10-10-1
22	Nov. 28	at Bos.	3-0	W	11-10-1
23	Nov. 30	Bos.	2-0	W	12-10-1
24	Dec. 4	Van.	5-4	W	13-10-1
25	Dec. 6	NYI	7-3	W	14-10-1
26	Dec. 7	at NYI	4-1	W	15-10-1
27	Dec. 10	Buff.	7-3	W	16-10-1
28	Dec. 12	at Bos.	1-1	T	16-10-2
29	Dec. 14	NJ	9-3	W	17-10-2
30	Dec. 15	at Buff.	2-6	L	17-11-2
31	Dec. 18	at Mtl.	2-3	L	17-12-2
32	Dec. 19	Mtl.	5-4*	W	18-12-2
33	Dec. 22	Wash.	5-7	L	18-13-2
34	Dec. 26	at Wash.	3-4	L	18-14-2
35	Dec. 28	Det.	4-5	L	18-15-2
36	Dec. 31	Hart.	5-1	W	19-15-2
37	Jan. 2	at Hart.	3-2	W	20-15-2
38	Jan. 4	at Det.	7-2	W	21-15-2
39	Jan. 5	at NYR	5-4	W	22-15-2
40	Jan. 7	St. L.	7-4	W	23-15-2

*Overtime Decision

1986-87 QUEBEC NORDIQUES

31-39-10, 72 points, 4th Adams Div.



GM	DATE	OPP.	SCORE	W/L	REC.
1	Oct. 9	Det.	6-1	W	1-0-0
2	Oct. 11	Mtl.	4-4	T	1-0-1
3	Oct. 13	at Minn.	7-1	W	2-0-1
4	Oct. 15	at Edm.	2-5	L	2-1-1
5	Oct. 16	at Cgy.	4-2	W	3-1-1
6	Oct. 18	at St. L.	3-4	L	3-2-1
7	Oct. 21	Wash.	4-4	T	3-2-2
8	Oct. 22	at Tor.	7-1	W	4-2-2
9	Oct. 25	Tor.	4-3	W	5-2-2
10	Oct. 28	LA	6-2	W	6-2-2
11	Oct. 30	at Phila.	3-6	L	6-3-2
12	Nov. 1	at Hart.	2-2	T	6-3-3
13	Nov. 2	Hart.	3-3	T	6-3-4
14	Nov. 4	Winn.	3-6	L	6-4-4
15	Nov. 8	Bos.	1-5	L	6-5-4
16	Nov. 9	NYR	6-5	W	7-5-4
17	Nov. 12	at Mtl.	3-4	L	7-6-4
18	Nov. 14	at Wash.	4-1	W	8-6-4
19	Nov. 15	at Pitt.	2-5	L	8-7-4
20	Nov. 18	NYI	3-4*	L	8-8-4
21	Nov. 21	at Buff.	6-1	W	9-8-4
22	Nov. 22	Buff.	3-1	W	10-8-4
23	Nov. 25	Mtl.	2-1	W	11-8-4
24	Nov. 26	at NYR	2-4	L	11-9-4
25	Nov. 29	Wash.	4-3	W	12-9-4
26	Dec. 1	Hart.	4-1	W	13-9-4
27	Dec. 3	at Hart.	1-2	L	13-10-4
28	Dec. 4	at Bos.	2-3	L	13-11-4
29	Dec. 6	Cgy.	2-3	L	13-12-4
30	Dec. 9	St. L.	1-4	L	13-13-4
31	Dec. 13	Buff.	7-0	W	14-13-4
32	Dec. 14	Bos.	2-6	L	14-14-4
33	Dec. 17	at Edm.	3-5	L	14-15-4
34	Dec. 18	at Cgy.	2-6	L	14-16-4
35	Dec. 20	at Minn.	4-1	W	15-16-4
36	Dec. 21	at Winn.	4-4	T	15-16-5
37	Dec. 27	NJ	2-2	T	15-16-6
38	Dec. 30	Mtl.	6-3	W	16-16-6
39	Dec. 31	at Mtl.	1-4	L	16-17-6
40	Jan. 3	NYR	2-5	L	16-18-6

*Overtime Decision

GM	DATE	OPP.	SCORE	W/L	REC.
41	Jan. 10	Edm.	5-3	W	24-15-2
42	Jan. 11	at Tor.	5-1	W	25-15-2
43	Jan. 14	Winn.	4-5	L	25-16-2
44	Jan. 17	at Hart.	6-11	L	25-17-2
45	Jan. 18	Hart.	2-5	L	25-18-2
46	Jan. 20	Mtl.	3-2*	W	26-18-2
47	Jan. 23	at NYR	4-0	W	27-18-2
48	Jan. 25	Buff.	4-3	W	28-18-2
49	Jan. 27	NYR	6-6	T	28-18-3
50	Jan. 29	at Mtl.	3-5	L	28-19-3
51	Feb. 1	Phila.	2-2	T	28-19-4
52	Feb. 2	at Buff.	3-5	L	28-20-4
53	Feb. 5	Mtl.	3-2	W	29-20-4
54	Feb. 8	Chi.	8-5	W	30-20-4
55	Feb. 9	at Bos.	4-3*	W	31-20-4
56	Feb. 12	at LA	5-2	W	32-20-4
57	Feb. 14	at Edm.	2-8	L	32-21-4
58	Feb. 16	at Cgy.	6-3	W	33-21-4
59	Feb. 18	LA	4-5	L	33-22-4
60	Feb. 20	at NJ	3-4*	L	33-23-4
61	Feb. 21	at Minn.	2-4	L	33-24-4
62	Feb. 23	at Winn.	2-4	L	33-25-4
63	Feb. 25	Bos.	4-7	L	33-26-4
64	Feb. 28	at Buff.	6-2	W	34-26-4
65	Mar. 1	Buff.	4-8	L	34-27-4
66	Mar. 4	St. L.	3-6	L	34-28-4
67	Mar. 6	at Bos.	5-4*	W	35-28-4
68	Mar. 8	at Hart.	6-3	W	36-28-4
69	Mar. 11	Van.	1-1	T	36-28-5
70	Mar. 14	Cgy.	6-2	W	37-28-5
71	Mar. 15	Minn.	3-2	W	38-28-5
72	Mar. 17	at Mtl.	8-6	W	39-28-5
73	Mar. 19	Tor.	5-2	W	40-28-5
74	Mar. 22	Pitt.	4-7	L	40-29-5
75	Mar. 24	at Minn.	1-0	W	41-29-5
76	Mar. 26	at Van.	6-7	L	41-30-5
77	Mar. 29	at LA	5-3	W	42-30-5
78	Apr. 1	Det.	4-0	W	43-30-5
79	Apr. 2	at NJ	5-6	L	43-31-5
80	Apr. 5	Bos.	2-2	T	43-31-6

YEAR-BY-YEAR TEAM RESULTS



1987-88 QUEBEC NORDIQUES

32-43-5, 69 points, 5th Adams Div.



GM	DATE	OPP.	SCORE	W/L	REC.
1	Oct. 8	at Hart.	5-1	W	1-0-0
2	Oct. 10	Bos.	6-5*	W	2-0-0
3	Oct. 12	at Mtl.	5-2	W	3-0-0
4	Oct. 16	at Buff.	2-2	T	3-0-1
5	Oct. 17	Buff.	3-6	L	3-1-1
6	Oct. 22	Minn.	3-5	L	3-2-1
7	Oct. 24	Cgy.	5-7	L	3-3-1
8	Oct. 27	Edm.	5-0	W	4-3-1
9	Oct. 29	at Bos.	4-2	W	5-3-1
10	Oct. 31	Pitt.	4-5*	L	5-4-1
11	Nov. 1	Hart.	1-5	L	5-5-1
12	Nov. 3	St. L.	4-3	W	6-5-1
13	Nov. 6	at Wash.	4-1	W	7-5-1
14	Nov. 7	at Hart.	5-3	W	8-5-1
15	Nov. 9	Bos.	6-4	W	9-5-1
16	Nov. 13	at Van.	4-6	L	9-6-1
17	Nov. 14	at LA	7-8	L	9-7-1
18	Nov. 18	at Edm.	1-4	L	9-8-1
19	Nov. 19	at Cgy.	1-9	L	9-9-1
20	Nov. 23	Mtl.	4-3*	W	10-9-1
21	Nov. 25	at Pitt.	4-6	L	10-10-1
22	Nov. 28	Phila.	3-6	L	10-11-1
23	Dec. 1	Van.	1-3	L	10-12-1
24	Dec. 3	at Buff.	3-6	L	10-13-1
25	Dec. 5	NJ	3-2	W	11-13-1
26	Dec. 8	Hart.	4-5	L	11-14-1
27	Dec. 11	at Winn.	3-3	T	11-14-2
28	Dec. 12	at Minn.	5-0	W	12-14-2
29	Dec. 16	at Mtl.	4-5	L	12-15-2
30	Dec. 20	Det.	4-2	W	13-15-2
31	Dec. 22	Wash.	4-2	W	13-16-2
32	Dec. 26	at Hart.	4-2	W	14-16-2
33	Dec. 27	Hart.	5-3	W	15-16-2
34	Dec. 29	Buff.	5-1	W	16-16-2
35	Dec. 31	at NYR	1-6	L	16-17-2
36	Jan. 2	at Bos.	1-5	L	16-18-2
37	Jan. 3	at Buff.	1-2	L	16-19-2
38	Jan. 6	at Chi.	6-1	W	17-19-2
39	Jan. 9	Van.	2-4	L	17-20-2
40	Jan. 13	at NJ	5-3	W	18-20-2

*Overtime Decision

1988-89 QUEBEC NORDIQUES

27-46-7, 61 points, 5th Adams Div.



GM	DATE	OPP.	SCORE	W/L	REC.
1	Oct. 6	at Hart.	5-2	W	1-0-0
2	Oct. 8	NJ	3-5	L	1-1-0
3	Oct. 9	Minn.	4-1	W	2-1-0
4	Oct. 12	at Mtl.	6-5	W	3-1-0
5	Oct. 14	Buff.	4-5	L	3-2-0
6	Oct. 16	at Buff.	5-3	W	4-2-0
7	Oct. 20	at Phila.	2-5	L	4-3-0
8	Oct. 22	at NYJ	3-7	L	4-4-0
9	Oct. 23	at NYR	2-8	L	4-5-0
10	Oct. 25	Chi.	4-7	L	4-6-0
11	Oct. 27	at Bos.	2-6	L	4-7-0
12	Oct. 29	NYJ	3-2*	W	5-7-0
13	Nov. 1	LA	1-3	L	5-8-0
14	Nov. 3	at Pitt.	6-2	W	6-8-0
15	Nov. 5	St. L.	2-5	L	6-9-0
16	Nov. 8	Winn.	4-8	L	6-10-0
17	Nov. 10	at Wash.	1-4	L	6-11-0
18	Nov. 12	at St. L.	3-4	L	6-12-0
19	Nov. 13	at Chi.	5-5	T	6-12-1
20	Nov. 15	Bos.	5-5	T	6-12-2
21	Nov. 19	Phila.	6-5	W	7-12-2
22	Nov. 23	at Hart.	3-4	L	7-13-2
23	Nov. 24	Mtl.	5-3	W	8-13-2
24	Nov. 26	Hart.	2-4	L	8-14-2
25	Nov. 28	Edm.	4-7	L	8-15-2
26	Nov. 30	at Buff.	2-6	L	8-16-2
27	Dec. 1	at Det.	3-7	L	8-17-2
28	Dec. 3	Det.	6-4	W	9-17-2
29	Dec. 6	at Cgy.	2-3	L	9-18-2
30	Dec. 7	at Edm.	3-8	L	9-19-2
31	Dec. 9	at Van.	4-2	W	10-19-2
32	Dec. 13	Wash.	1-4	L	10-20-2
33	Dec. 15	Mtl.	6-4	W	11-20-2
34	Dec. 17	at Bos.	2-2	T	11-20-3
35	Dec. 18	Bos.	4-2	W	12-20-3
36	Dec. 21	at Mtl.	4-6	L	12-21-3
37	Dec. 23	at Winn.	5-4	W	13-21-3
38	Dec. 28	Hart.	4-4	T	13-21-4
39	Dec. 29	Tor.	5-6	L	13-22-4
40	Dec. 31	at Tor.	1-6	L	13-23-4

*Overtime Decision

GM	DATE	OPP.	SCORE	W/L	REC.
41	Jan. 14	at NYI	5-8	L	18-21-2
42	Jan. 16	Chi.	4-1	W	19-21-2
43	Jan. 19	Edm.	4-4	T	19-21-3
44	Jan. 21	at Tor.	5-4	W	20-21-3
45	Jan. 23	St. L.	3-5	L	20-22-3
46	Jan. 24	Mtl.	3-5	L	20-23-3
47	Jan. 26	LA	5-3	W	21-23-3
48	Jan. 28	at Bos.	0-3	L	21-24-3
49	Jan. 30	at St. L.	2-5	L	21-25-3
50	Feb. 2	Buff.	1-5	L	21-26-3
51	Feb. 4	NYR	3-2	W	22-26-3
52	Feb. 6	Bos.	0-3	L	22-27-3
53	Feb. 7	Chi.	5-5	T	22-27-4
54	Feb. 11	at LA	3-5	L	22-28-4
55	Feb. 13	at Minn.	7-3	W	23-28-4
56	Feb. 14	at Winn.	2-3	L	23-29-4
57	Feb. 16	Winn.	3-7	L	23-30-4
58	Feb. 20	at Mtl.	3-5	L	23-31-4
59	Feb. 21	at Buff.	6-5	W	24-31-4
60	Feb. 23	Mtl.	1-3	L	24-32-4
61	Feb. 26	at Det.	2-2	T	25-32-4
62	Feb. 27	Det.	5-4	W	26-32-4
63	Feb. 29	Mtl.	1-2	L	26-33-4
64	Mar. 2	at Tor.	4-3	W	27-33-4
65	Mar. 4	at Wash.	2-6	L	27-34-4
66	Mar. 6	NYI	0-2	L	27-35-4
67	Mar. 8	Hart.	6-4	W	28-35-4
68	Mar. 10	at NYI	4-3	W	29-35-4
69	Mar. 12	Bos.	3-4	L	29-36-4
70	Mar. 13	at Hart.	4-1	W	30-36-4
71	Mar. 15	Tor.	3-2	L	31-36-4
72	Mar. 17	at NJ	4-3	W	32-36-4
73	Mar. 19	Cgy.	4-5*	L	32-37-4
74	Mar. 23	at Mtl.	1-4	L	32-38-4
75	Mar. 26	at Bos.	2-6	L	32-39-4
76	Mar. 27	Pitt.	3-6	L	32-40-4
77	Mar. 29	Buff.	1-3	L	32-41-4
78	Mar. 31	at Phila.	4-4	T	32-41-5
79	Apr. 2	Phila.	4-7	L	32-42-5
80	Apr. 3	at NYR	0-3	L	32-43-5



YEAR-BY-YEAR TEAM RESULTS

1989-90 QUEBEC NORDIQUES

12-61-7, 31 points, 5th Adams Div.



GM	DATE	OPP.	SCORE	W/L	REC.
1	Oct 5	at Buff.	3-4	L	0-1-0
2	Oct 7	Bos.	4-1	W	1-1-0
3	Oct 8	Hart.	6-9	L	1-2-0
4	Oct 12	at Phila.	2-4	L	1-3-0
5	Oct 14	at Minn.	2-3	L	1-4-0
6	Oct 17	Cgy.	8-8	T	1-4-1
7	Oct 19	at Chi.	5-3	W	2-4-1
8	Oct 21	Minn.	7-2	W	3-4-1
9	Oct 25	at Hart.	0-2	L	3-5-1
10	Oct 26	at Bos.	2-4	L	3-6-1
11	Oct 28	Edm.	3-6	L	3-7-1
12	Oct 31	Chi.	3-5	L	3-8-1
13	Nov 2	at NYR	1-6	L	3-9-1
14	Nov 4	St. L.	2-5	L	3-10-1
15	Nov 5	Wash.	0-3	L	3-11-1
16	Nov 8	at NJ	3-6	L	3-12-1
17	Nov 9	at NYI	7-5	W	4-12-1
18	Nov 11	Van.	3-2	W	5-12-1
19	Nov 14	Winn.	3-5	L	5-13-1
20	Nov 16	at Pitt.	2-8	L	5-14-1
21	Nov 18	Det.	1-8	L	5-15-1
22	Nov 21	Cgy.	4-4	T	5-15-2
23	Nov 22	at Hart.	4-2	W	6-15-2
24	Nov 25	Buff.	2-3	L	6-16-2
25	Nov 26	at NYR	1-3	L	6-17-2
26	Nov 29	at Mtl.	2-5	L	6-18-2
27	Nov 30	Mtl.	2-6	L	6-19-2
28	Dec 2	Pitt.	4-7	L	6-20-2
29	Dec 5	Bos.	3-3	T	6-20-3
30	Dec 9	Phila.	6-6	T	6-20-4
31	Dec 10	LA	4-8	L	6-21-4
32	Dec 13	at Edm.	1-8	L	6-22-4
33	Dec 14	at Cgy.	2-5	L	6-23-4
34	Dec 17	at Van.	2-2	T	6-23-5
35	Dec 21	at LA	1-6	L	6-24-5
36	Dec 23	Buff.	5-6	L	6-25-5
37	Dec 26	Hart.	3-3	T	6-25-6
38	Dec 30	NYI	6-3	W	7-25-6
39	Jan 3	at Tor.	4-5	L	7-26-6
40	Jan 4	at Det.	1-4	L	7-27-6

*Overtime Decision

1990-91 QUEBEC NORDIQUES

16-50-14, 46 points, 5th Adams Div.



GM	DATE	OPP.	SCORE	W/L	REC.
1	Oct 4	at Hart.	3-3	T	0-0-1
2	Oct 6	at Bos.	4-2	L	0-1-1
3	Oct 7	Bos.	2-5	L	0-2-1
4	Oct 10	at Tor.	8-5	W	1-2-1
5	Oct 12	at Buff.	4-2	W	2-2-1
6	Oct 13	Buff.	4-4	T	2-2-2
7	Oct 16	Hart.	1-1	T	2-2-3
8	Oct 18	at Phila.	4-5	L	2-3-3
9	Oct 20	Det.	5-3	W	3-3-3
10	Oct 21	Van.	2-3	L	3-4-3
11	Oct 25	at Pitt.	3-6	L	3-5-3
12	Oct 27	NYR	1-4	L	3-6-3
13	Oct 29	at NYR	0-5	L	3-7-3
14	Nov 1	at Chi.	2-6	L	3-8-3
15	Nov 3	Minn.	0-2	L	3-9-3
16	Nov 6	Wash.	1-4	L	3-10-3
17	Nov 8	at Minn.	2-3	L	3-11-3
18	Nov 10	Phila.	2-5	L	3-12-3
19	Nov 11	at Mtl.	4-5*	L	3-13-3
20	Nov 13	at St. L.	2-4	L	3-14-3
21	Nov 15	at Bos.	0-6	L	3-15-3
22	Nov 17	Chi.	2-7	L	3-16-3
23	Nov 19	Mtl.	2-5	L	3-17-3
24	Nov 21	at Hart.	4-4	T	3-17-4
25	Nov 24	Winn.	4-11	L	3-18-4
26	Nov 25	LA	4-4	T	3-18-5
27	Nov 28	at Hart.	4-3	W	4-18-5
28	Dec 1	Buff.	4-2	W	5-18-5
29	Dec 2	Cgy.	5-5	T	5-18-6
30	Dec 5	at Edm.	2-3	L	5-19-6
31	Dec 7	at Cgy.	5-3	W	6-19-6
32	Dec 10	at Van.	3-2*	W	7-19-6
33	Dec 13	at Det.	2-5	L	7-20-6
34	Dec 15	NYI	2-7	L	7-21-6
35	Dec 18	Mtl.	6-4	W	8-21-6
36	Dec 19	at Mtl.	1-1	T	8-21-7
37	Dec 22	NJ	1-4	L	8-22-7
38	Dec 23	at Buff.	3-10	L	8-23-7
39	Dec 26	Hart.	1-4	L	8-24-7
40	Dec 29	Wash.	4-3	W	9-24-7

*Overtime Decision

GM	DATE	OPP.	SCORE	W/L	REC.
41	Jan 6	at NYI	2-5	L	7-28-6
42	Jan 9	Mtl.	5-2	W	8-28-6
43	Jan 11	at Bos.	1-3	L	8-29-6
44	Jan 13	NJ	4-5	L	8-30-6
45	Jan 16	at Winn.	8-6	W	9-30-6
46	Jan 18	at Minn.	4-7	L	9-31-6
47	Jan 23	Bos.	2-9	L	9-32-6
48	Jan 24	at Mtl.	3-7	L	9-33-6
49	Jan 27	Det.	6-8	L	9-34-6
50	Jan 30	Buff.	2-5	L	9-35-6
51	Jan 31	at Buff.	3-6	L	9-36-6
52	Feb 3	Hart.	1-5	L	9-37-6
53	Feb 4	Bos.	2-3	L	9-38-6
54	Feb 6	at Wash.	2-12	L	9-39-6
55	Feb 8	at Bos.	1-5	L	9-40-6
56	Feb 10	at Mtl.	2-7	L	9-41-6
57	Feb 13	Van.	5-3	W	10-41-6
58	Feb 15	at St. L.	2-9	L	10-42-6
59	Feb 17	at LA	1-7	L	10-43-6
60	Feb 21	at Hart.	2-3	L	10-44-6
61	Feb 22	Mtl.	5-6	L	10-45-6
62	Feb 24	St. L.	1-6	L	10-46-6
63	Feb 26	Pitt.	3-2	W	11-46-6
64	Feb 28	at Tor.	4-5	L	11-47-6
65	Mar 3	Buff.	3-3	T	11-47-7
66	Mar 4	at Buff.	3-5	L	11-48-7
67	Mar 7	at Winn.	3-6	L	11-49-7
68	Mar 9	at Wash.	3-4	L	11-50-7
69	Mar 10	at NJ	3-9	L	11-51-7
70	Mar 13	Edm.	1-4	L	11-52-7
71	Mar 15	Chi.	3-7	L	11-53-7
72	Mar 17	Phila.	6-3	W	12-53-7
73	Mar 18	at Mtl.	3-8	L	12-54-7
74	Mar 21	at Hart.	1-4	L	12-55-7
75	Mar 22	at Bos.	3-7	L	12-56-7
76	Mar 24	Tor.	3-4*	L	12-57-7
77	Mar 27	NYR	4-7	L	12-58-7
78	Mar 29	Mtl.	2-5	L	12-59-7
79	Mar 31	Hart.	2-3	L	12-60-7
80	Apr 1	at Buff.	2-5	L	12-61-7

YEAR-BY-YEAR TEAM RESULTS



1991-92 QUEBEC NORDIQUES

20-48-12, 52 points, 5th Adams Div.



GM	DATE	OPP.	SCORE	W/L	REC.
1	Oct. 5	Hart.	4-2	W	1-0-0
2	Oct. 8	at NJ	5-6	L	1-1-0
3	Oct. 10	at Minn.	2-3	L	1-2-0
4	Oct. 12	Buff.	4-5	L	1-3-0
5	Oct. 13	NYI	1-1	T	1-3-1
6	Oct. 17	at Phila.	3-5	L	1-4-1
7	Oct. 19	Det.	1-6	L	1-5-1
8	Oct. 23	at Mtl.	2-3*	L	1-6-1
9	Oct. 24	Mtl.	0-5	L	1-7-1
10	Oct. 26	NJR	3-5	L	1-8-1
11	Oct. 28	Winn.	7-2	W	2-9-1
12	Oct. 31	at NYR	4-5	L	2-9-1
13	Nov. 2	SJ	6-3	W	3-9-1
14	Nov. 7	at Chi.	2-4	L	3-10-1
15	Nov. 10	Wash.	3-10	L	3-11-1
16	Nov. 12	at Hart.	4-5	L	3-12-1
17	Nov. 14	at Bos.	2-5	L	3-13-1
18	Nov. 16	Edm.	2-6	L	3-14-1
19	Nov. 18	Pitt.	3-7	L	3-15-1
20	Nov. 21	Mtl.	5-2	W	4-15-1
21	Nov. 23	at Mtl.	3-5	L	4-16-1
22	Nov. 25	Hart.	5-2	W	5-16-1
23	Nov. 27	at Buff.	4-4	T	5-16-2
24	Nov. 28	at St. L.	2-5	L	5-17-2
25	Nov. 30	Buff.	4-3	W	6-17-2
26	Dec. 3	Van.	3-0	W	7-17-2
27	Dec. 5	at Bos.	2-2	T	7-17-3
28	Dec. 7	LA	7-5	W	8-17-3
29	Dec. 10	Bos.	5-2	W	9-17-3
30	Dec. 12	at Det.	1-4	L	9-18-3
31	Dec. 14	St. L.	2-4	L	9-19-3
32	Dec. 17	at Wash.	1-3	L	9-20-3
33	Dec. 19	at Cgy.	5-5	T	9-20-4
34	Dec. 21	at SJ	1-4	L	9-21-4
35	Dec. 22	at Van.	6-6	T	9-21-5
36	Dec. 26	Mtl.	1-4	L	9-22-5
37	Dec. 28	Hart.	4-1	W	10-22-5
38	Dec. 30	Tor.	5-2	W	11-22-5
39	Jan. 2	at Hart.	1-4	L	11-23-5
40	Jan. 4	at NYI	2-5	L	11-24-5

*Overtime Decision

1992-93 QUEBEC NORDIQUES

47-27-10, 104 points, 2nd Adams Div.



GM	DATE	OPP.	SCORE	W/L	REC.
1	Oct. 8	at Buff.	5-4	W	1-0-0
2	Oct. 10	Ott.	9-2	W	2-0-0
3	Oct. 13	Phila.	6-3	W	3-0-0
4	Oct. 15	at Det.	4-2	W	4-0-0
5	Oct. 17	St. L.	5-6	L	4-1-0
6	Oct. 21	at St. L.	5-5	T	4-1-1
7	Oct. 22	at Minn.	2-5	L	4-2-1
8	Oct. 24	at TB	2-3	L	4-3-1
9	Oct. 27	TB	4-3	W	5-3-1
10	Oct. 29	at NYR	6-3	W	6-3-1
11	Oct. 31	Winn.	3-2	W	7-3-1
12	Nov. 3	at Hart.	3-3	T	7-3-2
13	Nov. 5	at Bos.	4-6	L	7-4-2
14	Nov. 7	Chi.	4-7	L	7-5-2
15	Nov. 8	Cgy.	5-5	T	7-5-3
16	Nov. 11	at Ott.	7-3	W	8-5-3
17	Nov. 12	at Pitt.	4-4	T	8-5-4
18	Nov. 14	NYR	6-3	W	9-5-4
19	Nov. 17	at Tor.	3-1	W	10-5-4
20	Nov. 19	Mtl.	4-3	W	11-5-4
21	Nov. 21	Hart.	4-6	W	12-5-4
22	Nov. 22	Wash.	4-6	T	12-6-4
23	Nov. 25	at Buff.	1-1	T	12-6-5
24	Nov. 26	at Tor.	5-4*	W	13-6-5
25	Nov. 28	NJ	3-6	L	13-7-5
26	Nov. 30	Bos.	3-4	L	13-8-5
27	Dec. 3	at Phila.	2-3*	L	13-9-5
28	Dec. 5	Minn.	4-7	L	13-10-5
29	Dec. 7	Buff.	4-3	W	14-10-5
30	Dec. 10	at LA	5-4	W	15-10-5
31	Dec. 12	at SJ	8-7*	W	16-10-5
32	Dec. 13	at Van.	3-3	T	16-10-6
33	Dec. 16	at Mtl.	5-1	W	17-10-6
34	Dec. 17	Mtl.	3-8	L	17-11-6
35	Dec. 20	NYI	5-3	W	18-11-6
36	Dec. 21	at Pitt.	4-7	L	18-12-6
37	Dec. 26	Ott.	4-2	W	19-12-6
38	Dec. 27	at Ott.	6-1	W	20-12-6
39	Dec. 29	NJ	4-1	W	21-12-6
40	Dec. 31	at Hart.	6-2	W	22-12-6
41	Jan. 2	Det.	2-6	L	22-13-6
42	Jan. 5	at NYI	2-1	W	23-13-6

*Overtime Decision

GM	DATE	OPP.	SCORE	W/L	REC.
41	Jan. 8	at Buff.	2-4	L	11-25-5
42	Jan. 9	at Bos.	4-5	L	11-26-5
43	Jan. 11	NYR	2-7	L	11-27-5
44	Jan. 14	Cgy.	3-5	L	11-28-5
45	Jan. 21	Van.	3-5	L	11-29-5
46	Jan. 23	at Chi.	2-4	L	11-30-5
47	Jan. 25	Winn.	2-1	W	12-30-5
48	Jan. 28	Bos.	2-4	L	12-31-5
49	Jan. 29	at Tor.	2-5	L	12-32-5
50	Jan. 31	at Winn.	4-4	T	12-32-6
51	Feb. 2	at Edm.	2-9	L	12-33-6
52	Feb. 5	at Cgy.	3-5	L	12-34-6
53	Feb. 8	Phila.	0-3	L	12-35-6
54	Feb. 9	NJ	1-2	L	12-36-6
55	Feb. 11	Wash.	3-4	L	12-37-6
56	Feb. 13	at Phila.	2-3	L	12-38-6
57	Feb. 15	at Mtl.	4-4	T	12-38-7
58	Feb. 18	Minn.	4-0	W	13-38-7
59	Feb. 20	at Pitt.	4-4	T	13-38-8
60	Feb. 22	at Hart.	4-6	L	13-39-8
61	Feb. 23	at Mtl.	3-3	T	13-39-9
62	Feb. 26	at SJ	4-7	L	13-40-9
63	Feb. 27	at LA	2-4	L	13-41-9
64	Mar. 3	Buff.	4-4	T	13-41-10
65	Mar. 5	at Hart.	10-4	W	14-41-10
66	Mar. 7	Det.	4-4	T	14-41-11
67	Mar. 9	Hart.	2-0	W	15-41-11
68	Mar. 11	Mtl.	5-4	W	16-41-11
69	Mar. 14	Bos.	4-5*	L	16-42-11
70	Mar. 15	at Buff.	4-6	L	16-43-11
71	Mar. 17	at Tor.	2-4	L	16-44-11
72	Mar. 19	at Pitt.	3-6	L	16-45-11
73	Mar. 21	Minn.	4-2	W	17-45-11
74	Mar. 24	NYI	5-2	W	18-45-11
75	Mar. 26	Chi.	4-5*	L	18-46-11
76	Mar. 28	at NJ	2-5	L	18-47-11
77	Mar. 31	Bos.	4-5	L	18-48-11
78	Apr. 12	at Bos.	1-1	T	18-48-12
79	Apr. 14	Buff.	7-3	W	19-48-12
80	Apr. 15	at Buff.	4-3	W	20-48-12



YEAR-BY-YEAR TEAM RESULTS

1993-94 QUEBEC NORDIQUES

34-42-8, 76 points, 5th Adams Div.



GM	DATE	OPP.	SCORE	W/L	REC.
1	Oct. 6	at Ott.	5-5	T	0-0-1
2	Oct. 9	at Bos.	3-7	L	0-1-1
3	Oct. 10	Pitt.	7-4	W	1-1-1
4	Oct. 13	at NYR	4-6	L	1-2-1
5	Oct. 16	at Mtl.	5-2	W	2-2-1
6	Oct. 18	Mtl.	2-4	L	2-3-1
7	Oct. 20	at Hart.	5-2	W	3-3-1
8	Oct. 21	at Chi.	2-3	L	3-4-1
9	Oct. 23	Dall.	3-2	W	4-4-1
10	Oct. 26	Phila.	2-4	L	4-5-1
11	Oct. 28	at Pitt.	7-3	W	5-5-1
12	Oct. 30	Det.	3-5	L	5-6-1
13	Nov. 2	TB	8-2	W	6-6-1
14	Nov. 4	at Phila.	1-4	L	6-7-1
15	Nov. 6	NYR	2-4	L	6-8-1
16	Nov. 7	Fla.	1-3	L	6-9-1
17	Nov. 9	at Wash.	1-2	L	6-10-1
18	Nov. 14	at TB	3-4	L	6-11-1
19	Nov. 19	at Fla.	5-5	W	7-11-1
20	Nov. 20	Winn.	5-2	T	7-11-2
21	Nov. 23	NJ	1-1	T	7-11-3
22	Nov. 25	LA	8-6	W	8-11-3
23	Nov. 27	Buff.	2-2	T	8-11-4
24	Nov. 30	Bos.	2-5	L	8-12-4
25	Dec. 3	at NYI	3-2	W	9-12-4
26	Dec. 4	Van.	3-1	W	10-12-4
27	Dec. 7	Cgy.	4-4	T	10-12-5
28	Dec. 9	at NJ	3-2	W	11-12-5
29	Dec. 11	Ott.	5-2	W	12-12-5
30	Dec. 13	Wash.	5-3	W	13-12-5
31	Dec. 16	at Phila.	2-3	L	13-13-5
32	Dec. 18	NJ	3-6	L	13-14-5
33	Dec. 19	SJ	7-5	W	14-14-5
34	Dec. 21	at Ott.	1-2	L	14-15-5
35	Dec. 23	at Winn.	2-5	L	14-16-5
36	Dec. 28	TB	1-4	L	14-17-5
37	Dec. 29	NYI	5-3	W	15-17-5
38	Dec. 31	at Pitt.	5-4	W	16-17-5
39	Jan. 2	at Dall.	6-4	W	17-17-5
40	Jan. 4	at LA	1-5	L	17-18-5
41	Jan. 5	Mtl.	0-4	L	17-19-5
42	Jan. 7	at Edm.	4-6	L	17-20-5

*Overtime Decision

1994-95 QUEBEC NORDIQUES

30-13-5, 65 points, 1st Northeast Div.



GM	DATE	OPP.	SCORE	W/L	REC.
1	Jan. 21	at Phila.	3-1	W	1-0-0
2	Jan. 24	Wash.	5-1	W	2-0-0
3	Jan. 27	at Buff.	7-3	W	3-0-0
4	Jan. 28	NYR	2-0	W	4-0-0
5	Jan. 31	Phila.	5-2	W	5-0-0
6	Feb. 2	at NJ	4-5	L	5-1-0
7	Feb. 4	NJ	2-0	W	6-1-0
8	Feb. 5	Hart.	3-1	W	7-1-0
9	Feb. 8	at Hart.	3-2	W	8-1-0
10	Feb. 9	at Bos.	4-3	W	9-1-0
11	Feb. 11	Ott.	3-2	W	10-1-0
12	Feb. 14	at NYI	3-2	W	11-1-0
13	Feb. 16	at Phila.	4-2	W	12-1-0
14	Feb. 18	at Wash.	2-4	L	12-2-0
15	Feb. 19	at Fla.	4-1	W	13-2-0
16	Feb. 21	at Pitt.	4-5	L	13-3-0
17	Feb. 23	Phila.	6-6	T	13-3-1
18	Feb. 25	Bos.	1-1	T	13-3-2
19	Feb. 27	Pitt.	5-7	L	13-4-2
20	Mar. 1	TB	8-2	W	14-4-2
21	Mar. 4	Buff.	1-1	T	14-4-3
22	Mar. 6	NJ	6-3	W	15-4-3
23	Mar. 7	at Pitt.	5-4	W	16-4-3
24	Mar. 9	at Hart.	1-2	L	16-5-3

*Overtime Decision

GM	DATE	OPP.	SCORE	W/L	REC.
43	Jan. 11	at Cgy	0-1	L	17-21-5
44	Jan. 12	at Van.	3-4	L	17-22-5
45	Jan. 15	Wash.	0-4	L	17-23-5
46	Jan. 18	Pitt.	6-3	W	18-23-5
47	Jan. 25	Phila.	6-4	W	19-23-5
48	Jan. 27	at Pitt.	0-3	L	19-24-5
49	Jan. 29	at Hart.	3-2	W	20-24-5
50	Jan. 31	at Bos.	3-4	L	20-25-5
51	Feb. 1	Hart.	1-2	L	20-26-5
52	Feb. 3	at St. L	4-3	W	21-26-5
53	Feb. 5	NYI	2-3	L	21-27-5
54	Feb. 8	Bos.	1-6	L	21-28-5
55	Feb. 12	at Mtl.	2-5	L	21-29-5
56	Feb. 14	NYR	2-4	L	21-30-5
57	Feb. 17	at SJ	8-2	W	22-30-5
58	Feb. 18	at Ana.	1-0	W	23-30-5
59	Feb. 21	at Buff.	1-2	L	23-31-5
60	Feb. 24	St. L	6-0	W	24-31-5
61	Feb. 26	Ana.	3-6	L	24-32-5
62	Feb. 27	at NYI	2-5	L	24-33-5
63	Mar. 2	at NYR	2-5	L	24-34-5
64	Mar. 5	Tor.	4-1	W	25-34-5
65	Mar. 7	at NJ	2-2	T	25-34-6
66	Mar. 8	Ott.	5-2	W	26-34-6
67	Mar. 10	Mtl.	4-4	T	26-34-7
68	Mar. 12	at Wash.	4-3	W	27-34-7
69	Mar. 14	Chi.	5-1	W	28-34-7
70	Mar. 17	Hart.	4-1	W	29-34-7
71	Mar. 19	at Mtl.	2-5	L	29-35-7
72	Mar. 20	Edm.	3-5	L	29-36-7
73	Mar. 22	Bos.	5-3	W	30-36-7
74	Mar. 26	at Tor.	3-6	L	30-37-7
75	Mar. 27	at NJ	2-5	L	30-38-7
76	Mar. 30	at Ott.	4-6	L	30-39-7
77	Mar. 31	at Det.	4-2	W	31-39-7
78	Apr. 2	Buff.	2-6	L	31-40-7
79	Apr. 4	Buff.	6-4	W	32-40-7
80	Apr. 5	Fla.	3-3	T	32-40-8
81	Apr. 7	Hart.	5-2	W	33-40-8
82	Apr. 10	at Buff.	1-4	L	33-41-8
83	Apr. 12	at Fla.	5-5	W	34-41-8
84	Apr. 14	at TB	2-5	L	34-42-8

YEAR-BY-YEAR TEAM RESULTS



1995-96 COLORADO AVALANCHE

47-25-10, 104 points, 1st Pacific Div.



GM	DATE	OPP.	SCORE	W/L	REC.
1	Oct. 6	Det.	3-2	W	1-0-0
2	Oct. 7	at LA	2-4	L	1-1-0
3	Oct. 9	Pitt.	6-6	T	1-1-1
4	Oct. 11	Bos.	3-1	W	2-1-1
5	Oct. 13	at Wash.	1-3	L	2-2-1
6	Oct. 14	at St. L.	1-4	L	2-3-1
7	Oct. 18	Wash.	4-2	W	3-3-1
8	Oct. 23	Ana.	3-1	W	4-3-1
9	Oct. 25	at Cgy.	3-2	W	5-3-1
10	Oct. 27	Buff.	5-4	W	6-3-1
11	Oct. 30	at Dall.	6-1	W	7-3-1
12	Nov. 1	Cgy.	6-1	W	8-3-1
13	Nov. 3	at Winn.	5-2	W	9-3-1
14	Nov. 5	at Chi.	7-3	W	10-3-1
15	Nov. 9	Dall.	1-1	T	10-3-2
16	Nov. 11	at Van.	8-4	W	11-3-2
17	Nov. 15	at Ana.	3-7	L	11-4-2
18	Nov. 17	at Cgy.	5-3	W	12-4-2
19	Nov. 18	Cgy.	5-2	W	13-4-2
20	Nov. 20	at Edm.	3-3	T	13-4-3
21	Nov. 22	Chi.	4-1	W	14-4-3
22	Nov. 25	at Mtl.	2-2	T	14-4-4
23	Nov. 28	at NYI	7-3	W	15-4-4
24	Nov. 29	at NJ	3-4*	L	15-5-4
25	Dec. 1	at NYR	3-5	L	15-6-4
26	Dec. 3	Dal.	6-7	L	15-7-4
27	Dec. 5	SJ	12-2	W	16-7-4
28	Dec. 7	Edm.	3-5	L	16-8-4
29	Dec. 9	at Ott.	7-3	W	17-8-4
30	Dec. 11	at Tor.	5-1	W	18-8-4
31	Dec. 13	at Buff.	3-4	L	18-9-4
32	Dec. 15	at Hart.	2-4	L	18-10-4
33	Dec. 18	Van.	2-4	L	18-11-4
34	Dec. 20	at Edm.	4-1	W	19-11-4
35	Dec. 22	St. L.	2-1	W	20-11-4
36	Dec. 23	at LA	2-2	T	20-11-5
37	Dec. 26	at SJ	5-1	W	21-11-5
38	Dec. 29	Tor.	3-2	W	22-11-5
39	Jan. 3	NJ	0-1	L	22-12-5
40	Jan. 4	Phila.	2-2	T	22-12-6
41	Jan. 6	at Tor.	2-5	L	22-13-6

*Overtime Decision

1996-97 COLORADO AVALANCHE

49-24-9, 107 points, 1st Pacific Div.



GM	DATE	OPP.	SCORE	W/L	REC.
1	Oct. 4	at St. L.	2-4	L	0-1-0
2	Oct. 5	at Dal.	1-4	L	0-2-0
3	Oct. 8	SJ	6-0	W	1-2-0
4	Oct. 10	Ana.	6-6	T	1-2-1
5	Oct. 11	at Chi.	2-0	W	2-2-1
6	Oct. 15	Edm.	7-2	W	3-2-1
7	Oct. 17	Fla.	1-2	L	3-3-1
8	Oct. 19	Van.	9-2	W	4-3-1
9	Oct. 22	at Cgy.	1-5	L	4-4-1
10	Oct. 23	at Van.	4-1	W	5-4-1
11	Oct. 26	at Edm.	4-2	W	6-4-1
12	Oct. 28	Wash.	1-0	W	7-4-1
13	Oct. 30	St. L.	6-3	W	8-4-1
14	Nov. 2	Buff.	0-0	T	8-4-2
15	Nov. 3	at Ana.	1-1	T	8-4-3
16	Nov. 6	at SJ	4-1	W	9-4-3
17	Nov. 8	at Phx.	4-1	W	10-4-3
18	Nov. 9	Mtl.	5-2	W	11-4-3
19	Nov. 11	at NYI	6-2	W	12-4-3
20	Nov. 13	at Det.	4-1	W	13-4-3
21	Nov. 14	at Buff.	4-5	L	13-5-3
22	Nov. 16	Hart.	4-4	T	13-5-4
23	Nov. 20	Phx.	6-0	W	14-5-4
24	Nov. 22	NYI	3-2	W	15-5-4
25	Nov. 27	NYR	2-5	L	15-6-4
26	Nov. 30	NJ	2-1	W	16-6-4
27	Dec. 4	Edm.	2-0	W	17-6-4
28	Dec. 6	St. L.	3-4	L	17-7-4
29	Dec. 7	at LA	2-4	L	17-8-4
30	Dec. 11	at Van.	6-1	W	18-8-4
31	Dec. 14	at Cgy.	1-4	L	18-9-4
32	Dec. 17	Det.	4-3	W	19-9-4
33	Dec. 18	at Edm.	4-4	T	19-9-5
34	Dec. 21	Tor.	2-6	L	19-10-5
35	Dec. 23	Cgy.	4-3	W	20-10-5
36	Dec. 28	at LA	5-2	W	21-10-5
37	Dec. 29	Dal.	3-2	W	22-10-5
38	Dec. 31	at Chi.	4-1	W	23-10-5
39	Jan. 2	Cgy.	3-2	W	24-10-5
40	Jan. 4	Phila.	4-4	T	24-10-6
41	Jan. 6	at NYR	2-2	T	24-10-7

*Overtime Decision

GM	DATE	OPP.	SCORE	W/L	REC.
42	Jan. 9	at Bos.	3-0	W	23-13-6
43	Jan. 10	Fla.	4-4	T	23-13-7
44	Jan. 14	Cgy.	4-4	T	23-13-8
45	Jan. 16	at Pitt.	5-2	W	24-13-8
46	Jan. 17	at Det.	2-3	L	24-14-8
47	Jan. 22	NYI	4-3	W	25-14-8
48	Jan. 25	Van.	2-2	T	25-14-9
49	Jan. 27	at SJ	4-3*	W	26-14-9
50	Jan. 31	at Ana.	1-2	L	26-15-9
51	Feb. 1	Winn.	6-4	W	27-15-9
52	Feb. 3	NYR	7-1	W	28-15-9
53	Feb. 5	Mtl.	4-2	W	29-15-9
54	Feb. 7	TB	4-4	T	29-15-10
55	Feb. 9	Hart.	2-3*	L	29-16-10
56	Feb. 11	at Phila.	5-3	W	30-16-10
57	Feb. 15	at TB	2-4	L	30-17-10
58	Feb. 16	at Fla.	5-4*	W	31-17-10
59	Feb. 19	Edm.	7-5	W	32-17-10
60	Feb. 23	LA	6-2	W	33-17-10
61	Feb. 25	Ott.	4-2	W	34-17-10
62	Feb. 26	Ana.	3-2	W	35-17-10
63	Feb. 29	at Chi.	3-4	L	35-18-10
64	Mar. 1	Chi.	5-3	W	36-18-10
65	Mar. 3	Tor.	4-0	W	37-18-10
66	Mar. 5	SJ	3-5	L	37-19-10
67	Mar. 8	SJ	2-4	L	37-20-10
68	Mar. 9	at Van.	7-5	W	38-20-10
69	Mar. 13	at Ana.	0-4	L	38-21-10
70	Mar. 17	Edm.	8-1	W	39-21-10
71	Mar. 19	at Van.	4-3	W	40-21-10
72	Mar. 20	at LA	5-2	W	41-21-10
73	Mar. 22	at Det.	0-7	L	41-22-10
74	Mar. 24	at Winn.	5-2	W	42-22-10
75	Mar. 27	Winn.	1-3	L	42-23-10
76	Mar. 28	at SJ	8-3	W	43-23-10
77	Apr. 3	St. L.	3-6	L	43-24-10
78	Apr. 6	SJ	5-1	W	44-24-10
79	Apr. 7	at Dal.	4-1	W	45-24-10
80	Apr. 10	Ana.	7-3	W	46-24-10
81	Apr. 11	at St. L.	4-2	W	47-24-10
82	Apr. 14	LA	3-5*	L	47-25-10

YEAR-BY-YEAR TEAM RESULTS



1999-00 COLORADO AVALANCHE



42-28-11-1, 96 pts, 1st Northwest Div.

GM	DATE	OPP.	SCORE	W/L	REC.
1	Oct. 5	at Nash.	3-2	W	1-0-0
2	Oct. 6	at Tor.	1-2	L	1-1-0
3	Oct. 8	at Pitt.	3-3	T	1-1-1
4	Oct. 10	at NYI	2-4	L	1-2-1
5	Oct. 11	at Bos.	3-3	T	1-2-2
6	Oct. 13	Bos.	2-1	W	2-2-2
7	Oct. 16	Ott.	3-1	W	3-2-2
8	Oct. 20	at Mtl.	2-1	W	4-2-2
9	Oct. 21	at Ott.	1-4	L	4-3-2
10	Oct. 23	at Atl.	3-2*	W	5-3-2
11	Oct. 27	at Det.	3-5	L	5-4-2
12	Oct. 28	at Phila.	4-5*	OL	5-5-2
13	Oct. 30	Phx.	3-5	L	5-6-2
14	Nov. 3	St. L.	5-0	W	6-6-2
15	Nov. 5	NYR	4-1	W	7-6-2
16	Nov. 11	at LA	2-5	L	7-7-2
17	Nov. 13	at Cgy.	5-2	W	8-7-2
18	Nov. 15	at Van.	2-2	T	8-7-3
19	Nov. 17	Fla.	1-2	L	8-8-3
20	Nov. 19	NYI	2-3	L	8-9-3
21	Nov. 22	at Dal.	3-2*	W	9-9-3
22	Nov. 23	LA	2-6	L	9-10-3
23	Nov. 26	at Phx.	0-7	L	9-11-3
24	Nov. 27	Cgy.	7-1	W	10-11-3
25	Nov. 30	at Van.	4-2	W	11-11-3
26	Dec. 1	at Edm.	1-3	L	11-12-3
27	Dec. 4	Car.	3-1	W	12-12-3
28	Dec. 6	Van.	5-2	W	13-12-3
29	Dec. 8	at SJ	2-4	L	13-13-3
30	Dec. 10	at Ana.	2-1	W	14-13-3
31	Dec. 12	at Van.	3-2*	W	15-13-3
32	Dec. 15	Ana.	2-4	L	15-14-3
33	Dec. 17	at Det.	2-5	L	15-15-3
34	Dec. 18	at Nash.	2-2	T	15-15-4
35	Dec. 20	at Car.	4-2	W	16-15-4
36	Dec. 23	at Buff.	1-2	L	16-16-4
37	Dec. 27	St. L.	5-1	W	17-16-4
38	Dec. 29	LA	4-2	W	18-16-4
39	Jan. 3	Edm.	2-2	T	18-16-5
40	Jan. 5	Cgy.	4-0	W	19-16-5
41	Jan. 7	Mtl.	4-1	W	20-16-5

*Overtime Decision

2000-01 COLORADO AVALANCHE



52-16-10-4, 118 pts, 1st Northwest Div.

GM	DATE	OPP.	SCORE	W/L	REC.
1	Oct. 4	at Dal.	2-2	T	0-0-1-0
2	Oct. 7	at Edm.	1-1	T	0-0-2-0
3	Oct. 10	at Cgy.	3-1	W	1-0-2-0
4	Oct. 12	at Van.	5-2	W	2-0-2-0
5	Oct. 14	Chi.	3-1	W	3-0-2-0
6	Oct. 17	at Wash.	4-3*	W	4-0-2-0
7	Oct. 18	at Cbj.	5-1	W	5-0-2-0
8	Oct. 20	Fla.	5-1	W	6-0-2-0
9	Oct. 25	Nash.	2-1*	W	7-0-2-0
10	Oct. 26	at Chi.	2-0	W	8-0-2-0
11	Oct. 28	Edm.	4-2	W	9-0-2-0
12	Oct. 30	Phx.	0-4	L	9-1-2-0
13	Nov. 1	at Van.	3-4	L	9-2-2-0
14	Nov. 3	Car.	5-3	W	10-2-2-0
15	Nov. 7	Minn.	2-0	W	11-2-2-0
16	Nov. 9	St. L.	3-3	T	11-2-3-0
17	Nov. 11	Ana.	3-1	W	12-2-3-0
18	Nov. 13	Pitt.	3-2*	W	13-2-3-0
19	Nov. 15	at Ana.	3-0	W	14-2-3-0
20	Nov. 16	at Phx.	3-6	L	14-3-3-0
21	Nov. 18	at LA	4-6	L	14-4-3-0
22	Nov. 22	Cbj.	5-2	W	15-4-3-0
23	Nov. 25	Cgy.	3-2*	W	16-4-3-0
24	Nov. 29	Phx.	2-1	W	17-4-3-0
25	Dec. 1	Dal.	4-2	W	18-4-3-0
26	Dec. 3	at NYR	6-3	W	19-4-3-0
27	Dec. 5	at NJ	1-6	L	19-5-3-0
28	Dec. 8	at TB	2-0	W	20-5-3-0
29	Dec. 9	at Fla.	4-2	W	21-5-3-0
30	Dec. 11	TB	2-2	T	21-5-4-0
31	Dec. 13	Phila.	3-3	T	21-5-5-0
32	Dec. 15	Det.	2-5	L	21-6-5-0
33	Dec. 19	Cgy.	0-3	L	21-7-5-0
34	Dec. 21	LA	5-2	W	22-7-5-0
35	Dec. 23	Van.	3-2*	W	23-7-5-0
36	Dec. 26	at Nash.	2-5	L	23-8-5-0
37	Dec. 27	Edm.	3-2	W	24-8-5-0
38	Dec. 29	Nash.	3-1	W	25-8-5-0
39	Jan. 2	LA	6-2	W	26-8-5-0
40	Jan. 4	SJ	2-2	T	26-8-6-0
41	Jan. 6	at Car.	2-2	T	26-8-7-0

*Overtime Decision

GM	DATE	OPP.	SCORE	W/L	REC.
42	Jan. 9	at Chi.	3-5	L	20-17-5
43	Jan. 11	Nash.	4-2	W	21-17-5
44	Jan. 13	Pitt.	4-3	W	22-17-5
45	Jan. 15	Chi.	3-1	W	23-17-5
46	Jan. 17	Phx.	2-0	W	24-17-5
47	Jan. 19	SJ	0-0	T	24-17-6
48	Jan. 21	at Ana.	3-3	T	24-17-7
49	Jan. 23	at LA	2-3	L	24-18-7
50	Jan. 25	at SJ	4-3	W	25-18-7
51	Jan. 27	at Chi.	4-6	L	25-19-7
52	Jan. 29	at St. L.	0-4	L	25-20-7
53	Feb. 1	Van.	2-1	W	26-20-7
54	Feb. 3	SJ	3-3	T	26-20-8
55	Feb. 8	Buff.	0-2	L	26-21-8
56	Feb. 10	Cgy.	3-2	W	27-21-8
57	Feb. 13	Det.	3-4	L	27-22-8
58	Feb. 15	at Wash.	1-2	L	27-23-8
59	Feb. 17	at NYJ	5-5	T	27-23-9
60	Feb. 20	Dal.	4-2	W	28-23-9
61	Feb. 22	Dal.	1-2	L	28-24-9
62	Feb. 22	Atl.	3-4	L	28-25-9
63	Feb. 25	at St. L.	1-4	L	28-26-9
64	Feb. 27	at Dal.	1-1	T	28-26-10
65	Feb. 29	Edm.	1-3	L	28-27-10
66	Mar. 2	NJ	5-0	W	29-27-10
67	Mar. 4	TB	4-1	W	30-27-10
68	Mar. 7	at Cgy.	8-3	W	31-27-10
69	Mar. 10	at Edm.	4-2	W	32-27-10
70	Mar. 12	Phila.	3-1	W	33-27-10
71	Mar. 14	Ana.	4-2	W	34-27-10
72	Mar. 16	Nash.	2-2	T	34-27-11
73	Mar. 18	Det.	3-4	L	34-28-11
74	Mar. 20	Van.	2-3	L	34-29-11
75	Mar. 23	at Phx.	4-2	W	35-29-11
76	Mar. 26	at Dal.	2-1*	W	36-29-11
77	Mar. 27	Chi.	3-1	W	37-29-11
78	Mar. 29	Edm.	3-2	W	38-29-11
79	Apr. 2	Dal.	3-2*	W	39-29-11
80	Apr. 5	at Edm.	3-2	W	40-29-11
81	Apr. 7	at Cgy.	3-1	W	41-29-11
82	Apr. 9	Det.	3-2	W	42-29-11



YEAR-BY-YEAR TEAM RESULTS

2001-02 COLORADO AVALANCHE

45-28-8-1, 99 points, 1st Northwest Div.



GM	DATE	OPP.	SCORE	W/L	REC.
1	Oct. 3	at Pitt.	3-1	W	1-0-0-0
2	Oct. 9	Van.	5-4	W	2-0-0-0
3	Oct. 11	at Edm.	3-5	L	2-1-0-0
4	Oct. 13	at Van.	0-4	L	2-2-0-0
5	Oct. 16	TB	2-1	W	3-2-0-0
6	Oct. 18	Edm.	1-4	L	3-3-0-0
7	Oct. 20	at Cbj.	5-0	W	4-3-0-0
8	Oct. 21	at Chi.	2-4	L	4-4-0-0
9	Oct. 23	Car.	5-1	W	5-4-0-0
10	Oct. 25	Van.	4-1	W	6-4-0-0
11	Oct. 27	at Phx.	0-1	L	6-5-0-0
12	Oct. 28	at Ana.	3-2	W	7-5-0-0
13	Oct. 31	St. L.	0-1	L	7-6-0-0
14	Nov. 2	at Minn.	2-4	L	7-7-0-0
15	Nov. 3	at Tor.	1-4	L	7-8-0-0
16	Nov. 6	at Mtl.	1-1	T	7-8-1-0
17	Nov. 8	at Ott.	0-1	L	7-9-1-0
18	Nov. 10	at Cgy.	0-2	L	7-10-1-0
19	Nov. 14	Minn.	1-0	W	8-10-1-0
20	Nov. 16	NYI	1-0	W	9-10-1-0
21	Nov. 18	at NJ	2-0	W	10-10-1-0
22	Nov. 20	at NYR	3-5	L	10-11-1-0
23	Nov. 21	at NYI	4-5	L	10-12-1-0
24	Nov. 24	Edm.	2-0	W	11-12-1-0
25	Nov. 27	Fla.	4-1	W	12-12-1-0
26	Nov. 30	at Van.	5-2	W	13-12-1-0
27	Dec. 1	at Cgy.	2-2	T	13-12-2-0
28	Dec. 3	Ott.	4-2	W	14-12-2-0
29	Dec. 5	at Det.	4-1	W	15-12-2-0
30	Dec. 7	at Buff.	4-1	W	16-12-2-0
31	Dec. 8	at Cbj.	2-0	W	17-12-2-0
32	Dec. 10	Ana.	1-1	T	17-13-2-0
33	Dec. 12	Cbj.	5-1	W	18-13-2-0
34	Dec. 14	SJ	0-3	L	18-13-3-0
35	Dec. 16	at Minn.	3-2*	W	19-13-3-0
36	Dec. 19	Ana.	2-1	W	20-13-3-0
37	Dec. 21	Cgy.	2-2	T	20-13-4-0
38	Dec. 23	Minn.	6-3	W	21-13-4-0
39	Dec. 26	at Dal.	2-0	W	22-13-4-0
40	Dec. 27	at Chi.	1-3	L	22-14-4-0
41	Dec. 29	Phila.	2-5	L	22-15-4-0

*Overtime Decision

2002-03 COLORADO AVALANCHE

42-19-13-8, 105 points, 1st Northwest Div.



GM	DATE	OPP.	SCORE	W/L	REC.
1	Oct. 9	Dal.	1-1	T	0-0-1-0
2	Oct. 14	Bos.	1-2	L	0-1-1-0
3	Oct. 17	at LA	4-1	W	1-1-1-0
4	Oct. 19	at SJ	3-1	W	2-1-1-0
5	Oct. 20	at Ana.	2-3*	OL	2-1-1-1
6	Oct. 22	Edm.	3-3	T	2-1-2-1
7	Oct. 24	at Phx.	3-2	W	3-1-2-1
8	Oct. 27	Minn.	3-3	T	3-1-3-1
9	Oct. 29	at Minn.	2-3*	OL	3-1-3-2
10	Oct. 31	at Van.	5-1	W	4-1-3-2
11	Nov. 2	at Cgy.	4-4	T	4-1-4-2
12	Nov. 4	Van.	2-4	L	4-2-4-2
13	Nov. 6	Ott.	2-5	L	4-3-4-2
14	Nov. 8	Ana.	2-3*	OL	4-3-4-3
15	Nov. 10	Nash.	3-4	L	4-4-4-3
16	Nov. 12	Cbj.	5-4	W	5-4-4-3
17	Nov. 14	at Nash.	3-1	W	6-4-4-3
18	Nov. 15	at Dal.	2-4	L	6-5-4-3
19	Nov. 17	at Phx.	4-4	T	6-5-5-3
20	Nov. 21	Nash.	1-1	T	6-5-6-3
21	Nov. 23	at St. L.	3-1	W	7-5-6-3
22	Nov. 25	Chi.	1-0	W	8-5-6-3
23	Nov. 27	St. L.	4-4	T	8-5-7-3
24	Nov. 29	at Minn.	2-2	T	8-5-8-3
25	Nov. 30	at Edm.	0-1	L	8-6-8-3
26	Dec. 3	Cgy.	1-2	L	8-7-8-3
27	Dec. 6	Mtl.	7-6*	W	9-7-8-3
28	Dec. 11	at Van.	1-3	L	9-8-8-3
29	Dec. 13	at Edm.	3-4*	OL	9-8-8-4
30	Dec. 14	at Cgy.	3-1	W	10-8-8-4
31	Dec. 16	Wash.	2-2	T	10-8-9-4
32	Dec. 19	Edm.	2-1	W	11-8-9-4
33	Dec. 21	Minn.	4-2	W	12-8-9-4
34	Dec. 23	Van.	5-3	W	13-8-9-4
35	Dec. 26	at St. L.	2-3	L	13-9-9-4
36	Dec. 27	Phila.	1-2*	OL	13-9-9-5
37	Dec. 29	LA	6-1	W	14-9-9-5
38	Jan. 1	at Nash.	7-3	W	15-9-9-5
39	Jan. 2	Fla.	1-4	L	15-10-9-5
40	Jan. 4	at SJ	6-1	W	16-10-9-5
41	Jan. 7	Cgy.	2-4	L	16-11-9-5

*Overtime Decision

GM	DATE	OPP.	SCORE	W/L	REC.
42	Jan. 1	at Nash.	4-4	T	22-15-5-0
43	Jan. 3	NYR	3-2*	W	23-15-5-0
44	Jan. 5	at Det.	1-3	L	23-16-5-0
45	Jan. 9	Chi.	7-3	W	24-16-5-0
46	Jan. 12	at Edm.	2-2	T	24-16-6-0
47	Jan. 15	SJ	0-1*	OTL	24-16-6-1
48	Jan. 17	Phx.	3-2*	W	25-16-6-1
49	Jan. 19	at SJ	3-1	W	26-16-6-1
50	Jan. 21	Buff.	4-2	W	27-16-6-1
51	Jan. 23	at Edm.	3-2	W	28-16-6-1
52	Jan. 24	at Cgy.	2-0	W	29-16-6-1
53	Jan. 26	at LA	4-2	W	30-16-6-1
54	Jan. 28	LA	4-6	L	30-17-6-1
55	Jan. 30	Nash.	2-5	L	30-18-6-1
56	Feb. 4	Det.	1-3	L	30-19-6-1
57	Feb. 8	at Minn.	6-0	W	31-19-6-1
58	Feb. 9	Chi.	2-3	L	31-20-6-1
59	Feb. 11	Bos.	5-2	W	32-20-6-1
60	Feb. 13	St. L.	3-1	W	33-20-6-1
61	Feb. 26	Cgy.	2-2	T	33-20-7-1
62	Feb. 28	Phx.	2-1	W	34-20-7-1
63	Mar. 2	Dal.	1-1	L	34-21-7-1
64	Mar. 4	NJ	2-0	W	35-21-7-1
65	Mar. 6	Cbj.	4-1	W	36-21-7-1
66	Mar. 9	LA	4-3	W	37-21-7-1
67	Mar. 11	at St. L.	3-2	W	38-21-7-1
68	Mar. 14	at Atl.	0-2	L	38-22-7-1
69	Mar. 16	at Phila.	2-1	W	39-22-7-1
70	Mar. 17	at Nash.	5-4	W	40-22-7-1
71	Mar. 19	Wash.	0-3	L	40-23-7-1
72	Mar. 21	at LA	1-3	L	40-24-7-1
73	Mar. 23	Dal.	0-2	L	40-25-7-1
74	Mar. 28	at SJ	3-2	W	41-25-7-1
75	Mar. 30	at Phx.	3-5	L	41-26-7-1
76	Apr. 1	Nash.	5-1	W	42-26-7-1
77	Apr. 3	Atl.	6-0	W	43-26-7-1
78	Apr. 5	at Dal.	1-3	L	43-27-7-1
79	Apr. 7	at St. L.	4-2	W	44-27-7-1
80	Apr. 9	Van.	1-2	L	44-28-7-1
81	Apr. 12	at Ana.	3-1	W	45-28-7-1
82	Apr. 14	Dal.	2-2	T	45-28-8-1



YEAR-BY-YEAR TEAM RESULTS

2006-07 COLORADO AVALANCHE



44-31-7, 95 points, 4th Northwest Div.

GM	DATE	OPP.	SCORE	W/L	REC.
1	Oct. 4	Dal	2-3	O*	00-00-01
2	Oct. 5	at Minn	2-3	O*	00-00-02
3	Oct. 8	Van	3-2	W	01-00-02
4	Oct. 14	Edm	3-4	L	01-01-02
5	Oct. 16	Chi	3-5	L	01-02-02
6	Oct. 18	at Tor	4-1	W	02-02-02
7	Oct. 19	at Ott	2-1	W	03-02-02
8	Oct. 21	at Mtl	5-8	L	03-03-02
9	Oct. 23	LA	6-1	W	04-03-02
10	Oct. 25	Wash	3-5	L	04-04-02
11	Oct. 29	Minn	4-1	W	05-04-02
12	Nov. 1	at Cbj	5-3	W	06-04-02
13	Nov. 2	at St. L	1-4	L	06-05-02
14	Nov. 4	Van	3-2	W	07-05-02
15	Nov. 7	LA	5-6	L	07-06-02
16	Nov. 11	at Nash	0-1	L	07-07-02
17	Nov. 13	Edm	1-2	L	07-08-02
18	Nov. 15	SJ	3-4	L	07-09-02
19	Nov. 17	at Cbj	3-0	W	08-09-02
20	Nov. 18	at Minn	2-1	W**	09-09-02
21	Nov. 20	at Dal	4-5	L	09-10-02
22	Nov. 22	Ana	3-2	W**	10-10-02
23	Nov. 25	Van	4-1	W	11-10-02
24	Nov. 28	at Cgy	2-5	L	11-11-02
25	Nov. 30	at Edm	7-3	W	12-11-02
26	Dec. 2	at Van	1-2	L	12-12-02
27	Dec. 5	Cbj	0-3	L	12-13-02
28	Dec. 7	at SJ	5-2	W	13-13-02
29	Dec. 9	at LA	4-5	L	13-14-02
30	Dec. 11	Car	5-2	W	14-14-02
31	Dec. 13	St. L	3-2	W	15-14-02
32	Dec. 15	Edm	4-1	W	16-14-02
33	Dec. 17	at Chi	1-2	L	16-15-02
34	Dec. 19	at Edm	7-6	W	17-15-02
35	Dec. 23	Chi	3-2	W	18-15-02
36	Dec. 27	Dal	4-5	L	18-16-02
37	Dec. 29	St. L	2-4	L	18-17-02
38	Dec. 30	at St. L	0-2	L	18-18-02
39	Jan. 1	at Nash	5-3	W	19-18-02
40	Jan. 5	TB	4-2	W	20-18-02
41	Jan. 6	at Minn	2-1	W**	21-18-02

*Overtime Decision

**Shootout Result

2007-08 COLORADO AVALANCHE



44-31-7, 95 points, 2nd Northwest Div.

GM	DATE	OPP.	SCORE	W/L	REC.
1	Oct. 3	Dal	4-3	W	01-00-00
2	Oct. 4	at Nash	4-3	W	01-01-00
3	Oct. 7	SJ	6-2	W	02-01-00
4	Oct. 12	at St. L	1-4	L	02-02-00
5	Oct. 13	Cbj	5-1	W	03-02-00
6	Oct. 16	Cgy	5-4	W**	04-02-00
7	Oct. 19	at Chi	3-5	L	04-03-00
8	Oct. 21	at Minn	2-3	L	04-04-00
9	Oct. 23	at Edm	4-2	W	05-04-00
10	Oct. 26	at Cgy	3-2	W*	06-04-00
11	Oct. 28	Minn	3-1	W	07-04-00
12	Nov. 1	Pit	3-2	W	08-04-00
13	Nov. 3	Van	3-4	L	08-05-00
14	Nov. 5	Cgy	4-1	W	09-05-00
15	Nov. 7	Edm	4-3	W**	10-05-00
16	Nov. 9	at Van	1-2	O*	10-05-01
17	Nov. 11	Min	4-2	W	11-05-01
18	Nov. 16	at Dal	1-6	L	11-06-01
19	Nov. 18	at Minn	1-4	L	11-07-01
20	Nov. 20	at Cgy	1-4	L	11-08-01
21	Nov. 22	at Edm	3-2	W	12-08-01
22	Nov. 24	Cgy	2-5	L	12-09-01
23	Nov. 28	Edm	4-2	W	13-09-01
24	Nov. 30	at SJ	2-3	L	13-10-01
25	Dec. 1	at LA	5-2	W	14-10-01
26	Dec. 3	SJ	2-3	L	14-11-01
27	Dec. 5	at Cbj	4-5	L	14-12-01
28	Dec. 7	Phi	2-1	W	15-12-01
29	Dec. 9	St. L	9-5	W	16-12-01
30	Dec. 12	at Cbj	1-4	L	16-13-01
31	Dec. 13	at Nash	2-1	W	17-13-01
32	Dec. 15	Nash	3-1	W	18-13-01
33	Dec. 17	at LA	4-2	W	19-13-01
34	Dec. 19	at Ana	1-2	O*	19-13-02
35	Dec. 21	NYR	4-3	W*	20-13-02
36	Dec. 23	Van	3-1	W	21-13-02
37	Dec. 27	Det	2-4	L	21-14-02
38	Dec. 29	LA	1-3	L	21-15-02
39	Dec. 31	at Phx	3-4	O**	21-15-03
40	Jan. 2	Phx	2-5	L	21-16-03
41	Jan. 5	NYI	2-1	W*	22-16-03

*Overtime Decision

**Shootout Result

GM	DATE	OPP.	SCORE	W/L	REC.
42	Jan. 9	Det	3-4	O**	21-18-03
43	Jan. 11	Cgy	3-7	L	21-19-03
44	Jan. 13	at Ana	3-2	W**	22-19-03
45	Jan. 15	at SJ	1-3	L	22-20-03
46	Jan. 17	Phx	4-3	W	23-20-03
47	Jan. 20	Det	3-1	W	24-20-03
48	Jan. 26	Phx	4-5	O**	24-20-04
49	Jan. 28	at Det	1-3	L	24-21-04
50	Jan. 30	Nash	4-3	W	25-21-04
51	Feb. 1	Minn	3-5	L	25-22-04
52	Feb. 3	Edm	2-3	L	25-23-04
53	Feb. 6	Fla	5-4	W*	26-23-04
54	Feb. 8	Atl	3-6	L	26-24-04
55	Feb. 11	at Dal	5-7	L	26-25-04
56	Feb. 13	Ana	2-0	W	27-25-04
57	Feb. 15	at Cgy	7-5	W	28-25-04
58	Feb. 17	at Cgy	2-5	L	28-26-04
59	Feb. 18	at Van	4-5	L	28-27-04
60	Feb. 20	Cgy	4-3	W	29-27-04
61	Feb. 22	at Minn	3-4	L	29-28-04
62	Feb. 24	LA	5-6	O**	29-29-05
63	Feb. 25	at Ana	3-5	L	29-30-05
64	Feb. 27	Cbj	3-2	W	30-29-05
65	Mar. 1	at Chi	6-1	W	31-29-05
66	Mar. 4	at Det	4-3	W*	32-29-05
67	Mar. 6	at Bos	2-0	W	33-29-05
68	Mar. 7	at Buff	3-2	W	34-29-05
69	Mar. 11	at Minn	2-3	O*	34-29-06
70	Mar. 14	Cgy	3-2	W	35-29-06
71	Mar. 17	at Phx	6-3	W	36-29-06
72	Mar. 18	SJ	4-3	W*	37-29-06
73	Mar. 21	at Edm	5-1	W	38-29-06
74	Mar. 23	at Edm	3-4	O**	38-29-07
75	Mar. 25	at Van	5-4	W**	39-29-07
76	Mar. 27	Van	0-3	L	39-30-07
77	Mar. 29	at Phx	4-3	W	40-30-07
78	Mar. 31	Minn	2-1	W	41-30-07
79	Apr. 3	at Cgy	4-3	W	42-30-07
80	Apr. 5	at Van	3-1	W	43-30-07
81	Apr. 7	Nash	2-4	L	43-31-07
82	Apr. 8	Cgy	6-3	W	44-31-07

YEAR-BY-YEAR TEAM RESULTS



2008-09 COLORADO AVALANCHE

32-45-5, 69 points, 5th Northwest Div.



GM	DATE	OPP.	SCORE	W/L	REC.	GM	DATE	OPP.	SCORE	W/L	REC.
1	Oct. 9	Bos	4-5	L	00-01-00	42	Jan. 10	Pit	5-3	W	22-19-01
2	Oct. 12	at Edm	2-3	L	00-02-00	43	Jan. 13	at Cbj	3-4	L	22-20-01
3	Oct. 14	at Cgy	4-5	L	00-03-00	44	Jan. 15	at STL	2-5	L	22-21-01
4	Oct. 16	Phil	5-2	W	01-03-00	45	Jan. 16	Edm	2-3	L	22-22-01
5	Oct. 18	at Dal	5-4	W	02-03-00	46	Jan. 18	Cgy	6-2	W	23-22-01
6	Oct. 20	at LA	4-3	W	03-03-00	47	Jan. 21	LA	5-6	L	23-23-01
7	Oct. 23	Edm	4-1	W	04-03-00	48	Jan. 27	SJ	0-3	L	23-24-01
8	Oct. 25	Buf	2-1	W**	05-03-00	49	Jan. 29	Tor	4-7	L	23-25-01
9	Oct. 28	at Cgy	0-3	L	05-04-00	50	Jan. 31	Ana	3-4	L	23-26-01
10	Oct. 30	Cbj	2-4	L	05-05-00	51	Feb. 2	Cgy	4-3	W	24-26-01
11	Nov. 2	SJ	3-5	L	05-06-00	52	Feb. 5	Dal	3-2	W	25-26-01
12	Nov. 3	at Chi	2-6	L	05-07-00	53	Feb. 7	at St. L	1-4	L	25-27-01
13	Nov. 6	Min	1-3	L	05-08-00	54	Feb. 10	at Cbj	0-3	L	25-28-01
14	Nov. 8	Nsh	1-0	W	06-08-00	55	Feb. 11	at Min	2-3	L	25-29-01
15	Nov. 12	at Van	2-1	W**	07-08-00	56	Feb. 13	Mon	2-4	L	25-30-01
16	Nov. 15	at Edm	3-2	W**	08-08-00	57	Feb. 15	at Det	6-5	W**	26-30-01
17	Nov. 18	at Cgy	1-4	L	08-09-00	58	Feb. 17	Ott	3-2	W*	27-30-01
18	Nov. 20	Cgy	0-1	L	08-10-00	59	Feb. 20	at Wash	4-1	W	28-30-01
19	Nov. 22	at LA	4-3	W**	09-10-00	60	Feb. 22	at Car	2-5	L	28-31-01
20	Nov. 24	at Ana	1-4	L	09-11-00	61	Feb. 24	at Atl	3-4	L	28-32-01
21	Nov. 26	STL	3-1	W	10-11-00	62	Feb. 26	at NJ	0-4	L	28-33-01
22	Nov. 28	at Phx	1-2	L	10-12-00	63	Feb. 28	at NYR	1-6	L	28-34-01
23	Nov. 29	TB	4-3	W	11-12-00	64	Mar. 2	at NYI	2-4	L	28-35-01
24	Dec. 1	at Min	6-5	W	12-12-00	65	Mar. 4	Det	2-3	L	28-36-01
25	Dec. 4	at Nsh	2-3	L	12-13-00	66	Mar. 8	at Chi	5-1	W	29-36-01
26	Dec. 5	at Dal	1-2	O**	12-13-01	67	Mar. 10	Atl	0-3	L	29-37-01
27	Dec. 7	Van	5-4	W**	13-13-01	68	Mar. 12	Min	2-1	W**	30-37-01
28	Dec. 9	LA	6-1	W	14-13-01	69	Mar. 14	at Edm	3-2	W*	31-37-01
29	Dec. 12	Chi	3-4	L	14-14-01	70	Mar. 15	at Van	2-4	L	31-38-01
30	Dec. 15	at Det	3-2	W	15-14-01	71	Mar. 17	at Min	2-3	L	31-38-02
31	Dec. 16	at Phil	2-5	L	15-15-01	72	Mar. 19	Edm	1-8	L	31-39-02
32	Dec. 18	at TB	2-1	W**	16-15-01	73	Mar. 22	at SJ	1-3	L	31-40-02
33	Dec. 21	at Fla	0-3	L	16-16-01	74	Mar. 25	Ana	2-7	L	31-41-02
34	Dec. 23	Phx	5-4	W*	17-16-01	75	Mar. 27	Van	1-4	L	31-42-02
35	Dec. 27	Det	4-3	W**	18-16-01	76	Mar. 29	at Ana	1-4	L	31-43-02
36	Dec. 29	Nash	5-1	W	19-16-01	77	Apr. 1	Phx	0-3	L	31-44-02
37	Dec. 31	at Phx	1-3	L	19-17-01	78	Apr. 5	at Van	4-1	W	32-44-02
38	Jan. 2	Cbj	1-6	L	19-18-01	79	Apr. 7	at SJ	0-1	O**	32-44-03
39	Jan. 4	Min	0-2	L	19-19-01	80	Apr. 9	Dal	2-3	O**	32-44-04
40	Jan. 6	at Nsh	2-1	W	20-19-01	81	Apr. 11	Van	0-1	O**	32-44-05
41	Jan. 8	Chi	2-1	W	21-19-01	82	Apr. 12	STL	0-1	L	32-45-05

*Overtime Decision

**Shootout Result



ALL-TIME RECORD VS. OPPONENTS

CENTRAL DIVISION

TEAM	HOME					ROAD					OVERALL				
	GP	W-L-T-OTL	PTS	GF	GA	GP	W-L-T-OTL	PTS	GF	GA	GP	W-L-T-OTL	PTS	GF	GA
CHI	47	25-14-6-2	58	182	145	49	20-26-3-0	43	152	166	96	45-40-9-2	101	334	311
CBJ	16	13-3-0-0	26	55	29	16	10-4-1-1	22	56	33	32	23-7-1-1	48	111	62
DET	50	22-22-4-2	50	164	167	48	18-28-1-1	38	139	171	98	40-50-5-3	88	303	338
NSH	20	11-6-2-1	25	54	42	20	9-6-3-2	23	61	56	40	20-12-5-3	48	115	98
STL	49	25-16-7-1	58	167	130	48	17-27-4-0	38	139	174	97	42-43-11-1	96	306	304

NORTHWEST DIVISION

TEAM	HOME					ROAD					OVERALL				
	GP	W-L-T-OTL	PTS	GF	GA	GP	W-L-T-OTL	PTS	GF	GA	GP	W-L-T-OTL	PTS	GF	GA
CGY	62	29-21-11-1	70	222	194	62	22-31-9-0	53	178	217	124	51-52-20-1	123	400	411
EDM	62	32-25-4-1	69	227	214	61	26-29-4-2	58	195	231	123	58-54-8-3	127	422	445
MIN	26	17-7-2-0	36	75	60	25	11-7-1-6	29	70	65	51	28-14-3-6	65	145	125
VAN	62	32-20-8-2	74	205	169	62	31-21-7-3	72	227	197	124	63-41-15-5	146	432	366

PACIFIC DIVISION

TEAM	HOME					ROAD					OVERALL				
	GP	W-L-T-OTL	PTS	GF	GA	GP	W-L-T-OTL	PTS	GF	GA	GP	W-L-T-OTL	PTS	GF	GA
ANA	29	16-8-4-1	37	84	74	29	13-8-3-5	34	70	74	58	29-16-7-6	71	154	148
DAL	49	26-12-7-4	63	172	123	49	17-25-5-2	41	137	164	98	43-37-12-6	104	309	287
LAK	50	26-21-3-0	55	204	169	51	18-27-5-1	42	170	200	101	44-48-8-1	97	374	369
PHX	49	25-17-5-2	57	173	164	48	22-17-7-2	53	167	163	97	47-34-12-4	110	340	327
SJ	31	17-9-4-1	39	106	66	32	18-12-1-1	38	108	88	63	35-21-5-2	77	214	154

ATLANTIC DIVISION

TEAM	HOME					ROAD					OVERALL				
	GP	W-L-T-OTL	PTS	GF	GA	GP	W-L-T-OTL	PTS	GF	GA	GP	W-L-T-OTL	PTS	GF	GA
NJ	36	18-14-4-0	40	126	102	38	14-20-4-0	32	124	154	74	32-34-8-0	72	250	256
NYI	35	21-11-3-0	45	125	98	34	13-20-1-0	27	115	138	69	34-31-4-0	72	240	236
NYR	36	20-13-3-0	43	147	133	36	12-20-4-0	28	102	141	72	32-33-7-0	71	249	274
PHI	37	14-10-12-1	41	131	125	36	11-22-2-1	25	97	130	73	25-32-14-2	66	228	255
PIT	34	19-13-2-0	40	150	127	38	17-16-5-0	39	155	149	72	36-29-7-0	79	305	276

NORTHEAST DIVISION

TEAM	HOME					ROAD					OVERALL				
	GP	W-L-T-OTL	PTS	GF	GA	GP	W-L-T-OTL	PTS	GF	GA	GP	W-L-T-OTL	PTS	GF	GA
BOS	68	25-37-6-0	56	242	277	63	23-31-9-0	55	194	240	131	48-68-15-0	111	436	517
BUF	66	32-22-11-1	76	232	204	64	19-35-9-1	48	207	249	130	51-57-20-2	124	439	453
MON	65	33-27-5-0	71	220	227	65	16-39-10-0	42	203	269	130	49-66-15-0	113	423	496
OTT	17	13-3-1-0	27	75	49	19	8-8-3-0	19	66	54	36	21-11-4-0	46	141	103
TOR	31	18-8-5-0	41	120	97	36	16-16-4-0	36	137	119	67	34-24-9-0	77	257	216

SOUTHEAST DIVISION

TEAM	HOME					ROAD					OVERALL				
	GP	W-L-T-OTL	PTS	GF	GA	GP	W-L-T-OTL	PTS	GF	GA	GP	W-L-T-OTL	PTS	GF	GA
ATL	6	2-3-0-1	5	20	19	6	3-2-1-0	7	16	13	12	5-5-1-1	12	36	32
CAR	66	40-17-9-0	89	279	193	64	27-25-12-0	66	221	212	130	67-42-21-0	155	500	405
FLA	12	5-4-3-0	13	35	31	13	11-2-0-0	22	51	36	25	16-6-3-0	35	86	67
TB	15	10-3-2-0	22	58	33	14	5-8-1-0	11	36	40	29	15-11-3-0	33	94	73
WSH	35	15-15-5-0	35	108	121	35	12-19-4-0	28	110	134	70	27-34-9-0	63	218	255

* Note: Goals For/Goals Against does NOT include goals awarded for shootout wins.



1

Michel Plasse, 1980-82
John Garrett, 1982-83
Richard Sevigny, 1984-87
Bob Mason, 1988-89
Ron Tugnut, 1989-92
Ron Hexhall, 1992-93
Garth Snow, 1994-95
Craig Billington, 1996-99
David Aebischer, 2000-06
Andrew Raycroft, 2008-09

2

Wally Weir, 1979-84
Daniel Poudrier, 1986-88
Bobby Dollas, 1988-89
Joe Cirella, 1989-90
Greg Smyth, 1990-92
Karry Huffman, 1992-94
Tommy Sjodin, 1993-94
Sylvain Lefebvre, 1995-99
Byran Muir, 2001-03
Ken Klee, 2006-07

3

Aaron Miller, 1996-2001
Pascal Trepanier, 2001-02
Karlis Skrastins, 2003-08
Lawrence Nycholat, 2009

4

Paul Baxter, 1979-80
Kim Clackson, 1980-81
Michel Bolduc, 1982-83
Jean Hamel, 1983-84
John Van Boxmeer, 1983-84
Brad Maxwell, 1984-85
David Shaw, 1985-87
Terry Carkner, 1987-88
Greg Smyth, 1988-90
Mikhail Tatarinov, 1991-93
Mike Hurlbut, 1993-94
Uwe Krupp, 1995-98
Cam Russell, 1998-99
Rob Blake, 2001-06
John-Michael Liles, 2006-09

5

Garry Lariviere, 1979-81
Normand Rochefort, 1981-88
Jari Gronstrand, 1988-89
Brent Severyn, 1989-90
Wayne Van Dorp, 1990-91
Mikhail Tatarinov, 1991
Alexei Gasarov, 1991-2000
Todd Gill, 2001-02
Brett Clark, 2003-09

6

Gerry Hart, 1979-81
Rick Lapointe, 1982-84
Bruce Bell, 1984-85
Gilbert Delorme, 1985-86
Scott Shaunessy, 1986-87
Stephane Guerard, 1987-89
Craig Wolanin, 1989-96
Wade Belak, 1996-98
Chris Dingman, 1998-99
Rick Berry, 2001-02
D.J. Smith, 2002-03
Bob Boughner, 2004-06
Jeff Finger, 2007-08

7

Robbie Florek, 1979-80
Ron Chipperfield, 1980-81

David Shaw, 1982-83
Pat Price, 1983-84
Lane Lambert, 1986-89
Curtis Leschystyn, 1989-96
Pascal Trepanier, 1997-98
Greg de Vries, 1998-2003
Darby Hendrickson, 2004
Johnny Boychuk, 2008

8

Marc Tardif, 1979-83
Sandis Ozolins, 1995-2000
Teemu Selanne, 2003-04
Wojtek Wolski, 2005-09

9

Real Cloutier, 1979-83
Tony McKegney, 1983-85
Brent Ashton, 1984-87
Doug Shedden, 1987
Marc Fortier, 1987-92
Mike Ricci, 1992-98
Brad Larsen, 2000-03
Paul Kariya, 2003-04

10

Richard Leduc, 1979-81
Gaston Therrien, 1982-83
Anders Eldebrink, 1982-83
Jimmy Mann, 1983-86
Max Middendorf, 1986-87
Bill Derlago, 1986-87
Jason Lafreniere, 1987-88
Mark Vermette, 1988-89
Guy Lafleur, 1989-91
Troy Murray, 1995-96
Josef Marha, 1996-98
Warren Rychel, 1997-98
Ville Nieminen, 2001-02
Serge Aubin, 2002-03
Brad May, 2005-07
Wyatt Smith, 2007

11

Jamie Hislop, 1979-81
Basil McRae, 1981-83
Andre Savard, 1984-85
Mike Eagles, 1985-88
Iiro Jarvi, 1988-90
Owen Nolan, 1990-95
Keith Jones, 1996-98
Chris Dingman, 1999-2001
Darius Kasperaitis, 2002
Jeff Shantz, 2002-03
Andrei Nikolishin, 2003-04
Cody McCormick, 2005-09

12

Bob Fitchner, 1979-80
John Paddock, 1980-81
Jere Gillis, 1981-82
Louis Sleigher, 1981-84
Wayne Groulx, 1984
Claude Julien, 1984-85
Risto Siltanen, 1985-87
Max Middendorf, 1987-88
Ken Quinney, 1987-88
Ken McRae, 1988-92
Chris Simon, 1992-96
Shean Donovan, 1997-99
Mike Keane, 2002-03
Brad Richardson, 2005-08

13

Mats Sundin, 1990-94
Valeri Kamensky, 1995-99
Dan Hinote, 2000-06

14

Pierre Plante, 1979-80
Bob Fitchner, 1980-81
Pierre Aubry, 1981-84
Luc Dufour, 1984-85
Alain Lemieux, 1984-85
Trevor Stenborg, 1985-87
John Anderson, 1985-86
Jean-Francois Sauve, 1986-87
Gaetan Duchesne, 1987-89
Jean-Marc Routhier, 1989
Tony McKegney, 1989-90
Herb Raglan, 1990-92
Dwayne Norris, 1993-95
Landon Wilson, 1995-96
Dave Hannan, 1996
Christian Matte, 1997-98
Tom Fitzgerald, 1997-98
Theoren Fleury, 1999
Dave Reid, 1999-2001
Ian Laperriere, 2005-09

15

Curt Brackenbury, 1979-80
Miroslav Frycer, 1981-82
Richard David, 1982-83
Jean-Francois Sauve, 1983-86
Jason Lafreniere, 1986-87
Alan Haworth, 1987-88
Dean Hopkins, 1988-89
Darin Kimble, 1989-90
Tony Twist, 1990-94
Bill Huard, 1994-95
Josef Marha, 1995-96
Yves Sarault, 1996-98
Ted Crowley, 1998-99
Mike Gaul, 1998-99
Brian Rolston, 1999-2000
Brad Larsen, 2003-04
Andrew Brunette, 2005-08

16

Michel Goulet, 1979-90
Warren Rychel, 1995-96
Jeff Odgers, 1997-98
Warren Rychel, 1998-99
Darcy Tucker, 2008-09

17

Blair Stewart, 1979-80
Pierre Aubry, 1980-81
Pat Hickey, 1981-82
Christian Tanguay, 1981-82
Tim Tookey, 1982-83
Bo Berglund, 1983-84
Mark Kumpel, 1984-86
Mark McRae, 1986-87
Stu Kulak, 1987-88
Trevor Stenborg, 1988-89
Daniel Vincelle, 1989-90
Kevin Kaminski, 1989-90
Brian Lawton, 1989-90
Valeri Kamensky, 1991-93
Chris Lindberg, 1993-94
Wendel Clark, 1994-95
Landon Wilson, 1996-97
Jari Kurri, 1997-98
Christian Matte, 1998-2000
Radim Vrbata, 2001-03
Jim Cummins, 2003-04
Jaroslav Hlinka, 2007-08

18

John Smrke, 1979-80
John Wensink, 1980-81
Marian Stastny, 1981-85
Wayne Babych, 1985-86
Greg Malone, 1985-86



FRANCHISE SWEATER NUMBERS

Mike Natyshak, 1986
 Scott Shaunessy, 1986
 Mike Hough, 1986-93
 Adam Deadmarsh, 1995-2001
 Chris Drury, 2001-02
 Alex Tanguay, 2003-06
 Brian Willsie, 2008-09

19 - RETIRED

Alain Cote, 1979-89
 Joe Sakic, 1989-2009

20

Terry Martin, 1979-80
 Anton Stastny, 1980-89
 Claude Loiselle, 1989-91
 Mike McNeill, 1991-92
 Valeri Kamenskyy, 1991-92
 Bill Lindsay, 1992-93
 Rene Corbet, 1995-99
 Kelly Fairchild, 2001-02
 Bryan Marchment, 2002-03
 Cody McCormick, 2003-04
 Vitaly Kolesnik, 2005-06
 Mark Rycroft, 2006-07

21

Serge Bernier, 1979-81
 Louis Sleigher, 1981-82
 Randy Moller, 1982-89
 Michel Petit, 1989-90
 Jamie Baker, 1989-90
 Everett Sanipass, 1990-91
 Stephane Charbonneau, '91-92
 John Tonelli, 1991-92
 Peter Forsberg, 1995-2004
 Peter Forsberg, 2008

22

Reggie Thomas, 1979-80
 François Lacombe, 1979-80
 John C. Stewart, 1979-80
 Bernie Saunders, 1979-80
 Gaston Therrien, 1980
 Mario Marois, 1980-85
 Jeff Brown, 1986-89
 Stephane Morin, 1989-90
 Shawn Anderson, 1990-91
 Scott Pearson, 1991-93
 Martin Gelin, 1993-94
 Ron Sutter, 1993-94
 Jamne Laukkanen, 1994-95
 Claude Lemieux, 1995-99
 Vaclav Nedost, 2001-03
 Steve Konowalchuk, 2003-06
 Scott Hannan, 2007-09

23

Roland Cloutier, 1979-80
 Dave Farrish, 1979-80
 Jacques Richard, 1979-83
 Paul Gillis, 1983-91
 Greg Paslawski, 1991-92
 Paul MacDermid, 1993-95
 Brent Severyn, 1996-97
 Milan Hejduk, 1998-2009

24

Ron Chipperfield, 1979-80
 Gilles Bilodeau, 1979-80
 Terry Johnson, 1980-83
 Andre Dore, 1983-84
 Jean-Marc Gaulin, 1982-85
 Robert Picard, 1985-89
 Michel Petit, 1989-91
 Wayne Van Dorp, 1991-92
 Paxton Schulte, 1993-94

Jon Klemm, 1995-2001
 Chris McAllister, 2003-04
 Chris Gratton, 2003-04
 Antti Laaksonen, 2005-07
 Ruslan Salei, 2008-09

25

Barry Legge, 1979-80
 Bernie Saunders, 1979-80
 Pierre Lacroix, 1980-83
 Blake Wesley, 1983-85
 Steve Patrick, 1985-86
 Steven Finn, 1985-86
 John Ogrodnick, 1986-87
 Richard Zemiak, 1986-87
 Jeff Jackson, 1987-90
 Stephane Morin, 1990-92
 Martin Rucinsky, 1992-95
 Mike Keane, 1995-97
 Shjon Podein, 1998-2002

26

Pierre Lacroix, 1979-80
 Peter Stastny, 1980-90
 Stephane Yelle, 1995-2002
 John-Michael Liles, 2003-06
 Paul Stastny, 2006-09

27

Paul Stewart, 1979-80
 Richard David, 1980-82
 Wilfrid Paiement, 1982-86
 David Latta, 1986-89
 Mark Vermette, 1989-90
 Jaroslav Sevcik, 1989-90
 Randy Velischek, 1990-92
 Ron Hextall, 1992-93
 Brad Werenka, 1993-94
 Christian Matte, 1996-97
 Francois Leroux, 1997-98
 Scott Parker, 1998-2003
 Ossi Vaananen, 2004-07
 Scott Parker, 2007-08

28

Greg Tebbutt, 1979-80
 Louis Sleigher, 1979-80
 Terry Johnson, 1979-80
 Andre Dupont, 1980-83
 Gord Donnelly, 1984-85
 Ed Lee, 1984
 Yvon Vautour, 1984-85
 Alain Lemieux, 1984-86
 Jeff Brown, 1985-86
 Tommy Albelin, 1987-89
 Jacques Mailhot, 1988-89
 Tony Hrkac, 1989-90
 Mario Doyon, 1989-90
 Aaron Broten, 1990
 Jamie Baker, 1990-92
 Steve Duchesne, 1992-93
 Bob Bassen, 1993-95
 Eric Lacroix, 1996-98
 Steven Reinprecht, 2001-03
 Peter Worell, 2003-04
 Ben Guite, 2006-09

29

Goran Hogosta, 1979-80
 Dave Pichette, 1980-84
 Jim Dobson, 1983-84
 Roger Hagglund, 1984-85
 Peter Andersson, 1985-86
 Yves Heroux, 1986
 Steven Finn, 1986-95
 Eric Messier, 1996-2003
 Scott Parker, 2007
 Daniel Tjernqvist, 2008-09

30

Michel Dion, 1979-81
 Clint Malarchuk, 1981-87
 Mario Brunetta, 1987-89
 Stephane Fiset, 1989-90
 Scott Gordon, 1990-91
 Marc Denis, 1996-2000
 Philippe Sauve, 2003-04

31

Normand Rochefort, 1980-81
 Michel Bolduc, 1981-83
 Jean-Marc Gaulin, 1985-86
 Peter Loob, 1984-85
 Mike Hough, 1986-87
 Greg Malone, 1986-87
 Greg Millen, 1989-90
 John Tanner, 1989-90
 Stephane Fiset, 1989-92
 Valeri Kamenskyy, 1993-94
 Aaron Miller, 1995-96
 Peter Budaj, 2005-09

32

Lucien Deblois, 1988-90
 Jeff Jackson, 1990-91
 Jacques Cloutier, 1991-94
 Richard Brennan, 1996-97
 Jeff Buchanan, 1998-99
 Dale Hunter, 1998-99
 Riku Hahl, 2002-04

33 - RETIRED

Dale Hoganson, 1979-82
 Dennis Sobchuk, 1982-83
 Paul Gillis, 1982-83
 Mario Gosselin, 1983-89
 Daniel Dore, 1989-91
 Reginald Savage, 1993-94
 Patrick Roy, 1995-2003

34

Lee Norwood, 1980-82
 Brian Ford, 1983-84
 Claude Julien, 1984-85
 Gord Donnelly, 1985-89
 Sergei Mylnikov, 1989-90
 John Tanner, 1990-92
 Kurt Sauer, 2004-08
 Aaron MacKenzie, 2009

35

Ron Grahame, 1980-81
 Daniel Bouchard, 1981-85
 Andy Hymsha, 1991-92
 Stephane Fiset, 1992-96
 Rick Tabaracci, 1999-2000
 Tommy Salo, 2003-04
 Tyler Weiman, 2007-08

36

Ken Quinney, 1990-91
 Jeff Odgers, 1998-2000
 Steve Moore, 2002-04

37

Richard Zemiak, 1986-87
 John Kordic, 1991-92
 Martin Rucinsky, 1991-92
 Chris Drury, 1998-2001
 Jordan Krestanovich, 2002-04
 Dean McAmmond, 2002-03
 Dennis Bonvie, 2003-04
 T.J. Hensick, 2007-09

**38**

Robbie Florek, 1980-82
Joël Baillargeon, 1988-89
David Latta, 1990-91
David Marcynshyn, 1991-92
Iain Fraser, 1993-94
Paul Brousseau, 1995-96
Dan Hinote, 1999-2000
Dave Andreychuk, 1999-2000
Charlie Stephens, 2002-03
Matthew Barnaby, 2004
Jim Dowd, 2005-06

39

Ken McRae, 1987-88
Serge Roberge, 1990-91
Ville Nieminen, 1999-2001
Jeff Paul, 2002-03
Tyler Amason, 2006-09

40

Ron Tugnutt, 1987-89
Tony Hrkac, 1990-91
Kevin Kaminski, 1991-92
Brad Larsen, 1997-98
Alex Tanguay, 1999-2003
Marek Svatos, 2003-09

41

Jean-Marc Richard, 1987-90
Doug Smail, 1991-92
Jocelyn Thibault, 1993-95
Martin Skoula, 2000-04
Mike Vernace, 2009

42

Bruce Major, 1990-91
Jon Klemm, 1992-94
Chris Stewart, 2008-09

43

Bryan Fogarty, 1989-92
Len Esau, 1992-93
Dan Smith, 1998-2000
Jaroslav Obsut, 2001-02
Mikhail Kuleshov, 2003-04
T.J. Galiardi, 2009

44

Ken Quinney, 1986-88
Mario Marois, 1988-90
John Kordic, 1991-92
Gino Cavallini, 1992-93
Aaron Miller, 1993-94
Serge Aubin, 1998-99
Sami Helenius, 1999-2000
Rob Shearer, 2000-01
Nolan Pratt, 2000-01
Bates Battaglia, 2003-04
Jordan Leopold, 2006-09

45

Mark Vermette, 1990-92
Mike McKee, 1993-94
Rick Berry, 2000-01
Jeff Daw, 2001-02
Steve Brule, 2002-03
Chris Dumo, 2009

46

Curtis Leschyshyn, 1988-89
Niklas Andersson, 1992-93
Yuri Babenko, 2000-01

47

Claude Lapointe, 1990-95
Ray Macias, 2009

48

Max Middendorf, 1987-90
Scott Young, 1992-97
Kyle Cumiskey, 2006-09

49

Kip Miller, 1991-92
Serge Aubin, 1999-2000

50

Dan Lambert, 1990-92
Brian Willisie, 2000-2003
Derek Peltier, 2009

51

Andrei Kovalenko, 1992-95

52

Adam Foote, 1991-2004
Adam Foote, 2008-09

53

Jamie Baker, 1989-90
Bill Lindsay, 1992-93
Derek Morris, 2002-04
Brett McLean, 2005-07
Matt Hendricks, 2009

54

Ed Ward, 1993-94
David Jones, 2007-09

55

Rene Corbet, 1993-94
Garth Butcher, 1993-94
Anders Myrvold, 1995-96
Martin Skoula, 1999-2000
Cody McLeod, 2007-09

57

George Parros, 2006

58

Mario Doyon, 1990-91

59

Dave Karpa, 1992-95
Brian White, 1998-99
Philippe Dupuis, 2008-09

60

Andy Rymsha, 1991-92
Don Barber, 1991-92
Travis Brigley, 2003-04
Jose Theodore, 2006-08

62

Paul Stastny, 2006
Wes O'Neill, 2009

63

Joel Pripic, 2000-01

65

Tim Hunter, 1992-93

71

Patrice Brisebois, 2005-07

73

Alain Cote, 1993-94

75

Walt Poddubny, 1988-89

77 - RETIRED

Raymond Bourque, 2000-01

87

Pierre Turgeon, 2005-07

88

Joe Sakic, 1988-89
Owen Nolan, 1990-91

94

Ryan Smyth, 2007-09

97

Per Ledin, 2009



PLAYOFF RECORD BOOK

Marek Svatos celebrates after scoring in double overtime against the Dallas Stars in Game 4 of the 2004 Western Conference Quarterfinals



STANLEY CUP PLAYOFF RECORDS VS. NHL TEAMS 1979-2008

TEAM	SERIES	W	L	GP	W	L	GF	GA	LAST MTG.	ROUND	RESULT
ANAHEIM	1	0	1	4	0	4	4	16	2006	CSF	L, 0-4
BOSTON	2	1	1	11	5	6	36	37	1983	DSF	L, 1-3
BUFFALO	2	2	0	8	6	2	35	27	1985	DSF	W, 3-2
CHICAGO	2	2	0	12	8	4	49	28	1997	COF	W, 4-2
DALLAS	4	2	2	24	14	10	66	62	2006	COF	W, 4-1
DETROIT	6	3	3	34	17	17	88	97	2008	CSF	L, 0-4
EDMONTON	2	1	1	12	7	5	35	30	1998	COF	L, 4-3
FLORIDA	1	1	0	4	4	0	15	4	1996	F	W, 4-0
HARTFORD	2	1	1	9	4	5	34	35	1987	DSF	W, 4-2
LOS ANGELES	2	2	0	14	8	6	33	23	2002	COF	W, 4-3
MINNESOTA	2	1	1	13	7	6	34	28	2008	COF	W, 4-2
MONTREAL	5	2	3	31	14	17	85	105	1993	DSF	L, 2-4
NEW JERSEY	1	1	0	7	4	3	19	11	2001	F	W, 4-3
NY ISLANDERS	1	0	1	4	0	4	9	18	1982	ECF	L, 0-4
NY RANGERS	1	0	1	6	2	4	19	25	1995	COF	L, 2-4
PHILADELPHIA	2	0	2	11	4	7	29	39	1985	ECF	L, 2-4
PHOENIX	1	1	0	5	4	1	17	10	2000	COF	W, 4-1
ST. LOUIS	1	1	0	5	4	1	17	11	2001	CF	W, 4-1
SAN JOSE	3	2	1	19	10	9	51	52	2004	CSF	L, 4-2
VANCOUVER	2	2	0	10	8	2	40	26	2001	COF	W, 4-0
TOTALS	43	25	18	243	130	113	715	684			

PLAYOFF SERIES RESULTS VS. OPPONENTS

ANAHEIM

2006 - CSF - Anaheim won series 4-0, outscoring Colorado 16-4

BOSTON

1982 - DF - Quebec won series 4-3, outscoring Boston 28-26

1983 - DSF - Boston won series 3-1, outscoring Quebec 11-8

BUFFALO

1984 - DSF - Quebec won series 3-0, outscoring Buffalo 13-5

1985 - DSF - Quebec won series 3-2, each team scoring 22 goals

CHICAGO

1996 - CSF - Colorado won series 4-2, outscoring Chicago 21-14

1997 - COF - Colorado won series 4-2, outscoring Chicago 28-14

DALLAS

1999 - WCF - Dallas won series 4-3, outscoring Colorado 23-16

2000 - WCF - Dallas won series 4-3, outscoring Colorado 14-13

2004 - COF - Colorado won series 4-1, outscoring Dallas 19-10

2006 - COF - Colorado won series 4-1, outscoring Dallas 18-15

DETROIT

1996 - WCF - Colorado won series 4-2, outscoring Detroit 20-16

1997 - WCF - Detroit won series 4-2, outscoring Colorado 16-12

1999 - CSF - Colorado won series 4-2, outscoring Detroit 21-14

2000 - CSF - Colorado won series 4-1, outscoring Detroit 13-8

2002 - WCF - Detroit won series 4-3, outscoring Colorado 22-13

2008 - CSF - Detroit won series 4-0, outscoring Colorado 21-9

EDMONTON

1997 - CSF - Colorado won series 4-1, outscoring Edmonton 19-11

1998 - COF - Edmonton won series 4-3, outscoring Colorado 16-19

FLORIDA

1996 - F - Colorado won series 4-0, outscoring Florida 15-4

HARTFORD

1986 - DSF - Hartford won series 3-0, outscoring Quebec 16-7

1987 - DSF - Quebec won series 4-2, outscoring Hartford 27-19

LOS ANGELES

2001 - CSF - Colorado won series 4-3, outscoring Los Angeles 17-10

2002 - COF - Colorado won series 4-3, outscoring Los Angeles 16-13

MINNESOTA WILD

2003 - COF - Minnesota won series 4-3, outscored by Colorado 17-16

2008 - COF - Colorado won series 4-2, outscoring Minnesota 17-12

MONTREAL

1982 - DSF - Quebec won series 3-2, Montreal outscoring Quebec 16-11

1984 - DF - Montreal won series 4-2, outscoring Quebec 20-13

1985 - DF - Quebec won series 4-3, each team scoring 24 goals

1987 - DF - Montreal won series 4-3, outscoring Quebec 26-21

1993 - DSF - Montreal won series 4-2, outscoring Quebec 19-16

NEW JERSEY

2001 - F - Colorado won series 4-3, outscoring New Jersey 19-11

NEW YORK ISLANDERS

1982 - ECF - NY Islanders won series 4-0, outscoring Quebec 18-9

NEW YORK RANGERS

1995 - COF - NY Rangers won series 4-2, outscoring Quebec 25-19

PHILADELPHIA

1981 - PR - Philadelphia won series 2-3, outscoring Quebec 22-17

1985 - ECF - Philadelphia won series 4-2, outscoring Quebec 17-12

PHOENIX

2000 - COF - Colorado won series 4-1, outscoring Phoenix 17-10

ST. LOUIS

2001 - CF - Colorado won series 4-1, outscoring St. Louis 17-11

SAN JOSE

1999 - COF - Colorado won series 4-2, outscoring San Jose 19-17

2002 - CSF - Colorado won series 4-3, outscoring San Jose 25-21

2004 - CSF - San Jose won series 4-2, outscoring Colorado 14-7

VANCOUVER

1996 - COF - Colorado won series 4-2, outscoring Vancouver 24-17

2001 - COF - Colorado won series 4-0, outscoring Vancouver 16-9

PR - Preliminary Round

DSF - Division Semifinals

DF - Division Finals

COF - Conference Quarterfinal

CSF - Conference Semifinal

ECF - Eastern Conference Final

WCF - Western Conference Final

F - Stanley Cup Final



FRANCHISE PLAYOFF RECORDS

TEAM RECORDS

STANLEY CUP CHAMPIONSHIPS

2 1996, 2001

APPEARED IN FINALS

2 1996, 2001

CONFERENCE FINALS

8 1982, '85, '96, '97, '99, '00, '01, '02

CONFERENCE SEMIFINALS

13 (last: 2008)

APPEARED IN PLAYOFFS

20 (last: 2008)

TOTAL GAMES PLAYED

243

TOTAL GAMES WON

130

TOTAL GAMES LOST

113

MOST WINS, PLAYOFF YEAR

16 2001
1996

FEWEST WINS, PLAYOFF YEAR

0 1986 (0-3)

FEWEST WINS, SERIES

0 2008 vs. Detroit
2006 vs. Anaheim
1986 vs. Hartford
1982 vs NY Islanders

LARGEST MARGIN OF VICTORY, GAME

7 April 24, 1997 vs Chicago (7-0)
June 6, 1996 vs Florida (8-1)

LARGEST MARGIN OF DEFEAT GAME

7 May 31, 2002 at Detroit (0-7)

MOST LOSSES, PLAYOFF YEAR

10 2002 (11-10)

FEWEST LOSSES, PLAYOFF YEAR

3 1981 (2-3), 1983 (1-3)

FEWEST LOSSES, SERIES

0 2001 vs. Vancouver
1996 vs Florida
1984 vs Buffalo

MOST GAMES PLAYED

23 2001

MOST GAMES PLAYED, SERIES

7 2003 vs. Minnesota
2002 vs. Detroit
2002 vs. San Jose
2002 vs. Los Angeles
2001 vs. New Jersey
2001 vs. Los Angeles
2000 vs. Dallas
1999 vs Dallas
1998 vs Edmonton
1987 vs Montreal
1985 vs Montreal
1982 vs Boston

TEAM RECORDS (cont.)

FEWEST GAMES PLAYED

3 1986

FEWEST GAMES PLAYED, SERIES

3 1986 vs Hartford
1984 vs Buffalo

MOST OVERTIME GAMES

7 1996

MOST OVERTIME GAMES, SERIES

4 1996 vs Chicago

MOST OVERTIME WINS - SERIES

3 2006 vs. Dallas
1985 vs. Montreal

SHORTEST PLAYOFF OVERTIME GAME

0:22 April 13, 1982 vs Montreal

LONGEST PLAYOFF OVERTIME GAME

44:33 May 8, 1996 vs Chicago

SCORING

MOST GOALS, PLAYOFF YEAR

80 1996

MOST GOALS, SERIES

28 1997 vs Chicago (6 games)
1982 vs Boston (7 games)

MOST GOALS, GAME

8 May 4, 2002 vs. San Jose (8-2)
June 6, 1996 vs Florida (8-1)

MOST GOALS, PERIOD

5 April 19, 1982 vs Boston (2nd)

MOST GOALS AGAINST, YEAR

63 1985

MOST GOALS AGAINST, SERIES

26 1987 vs Montreal (7 games)
1982 vs Boston (7 games)

MOST GOALS AGAINST, GAME

9 April 12, 1986 at Hartford (4-9)

MOST GOALS AGAINST, PERIOD

5 2x (last: April 20, 1984 at Mtl)

MOST GOALS AGAINST, SERIES

26 1987 vs Montreal (7 games)
1982 vs Boston (7 games)

MOST GOALS AGAINST, GAME

9 April 12, 1986 at Hartford (4-9)

MOST GOALS BOTH TEAMS, SERIES

54 1982 vs Boston (28-26)

MOST GOALS BOTH TEAMS, GAME

13 3x (last: April 12, 1986
at Hartford, 4-9)

MOST GOALS BOTH TEAMS, PERIOD

7 2x (last: April 20, 1985 -- 3rd)

FEWEST GOALS, PLAYOFF YEAR

7 1983 (4 games)

SCORING (cont.)

FEWEST GOALS, SERIES

4 2006 vs. Anaheim

FEWEST GOALS, GAME

0 15x (last: May 7, 2006 at Anaheim)

FEWEST GOALS AGAINST

11 1983 (4 games)

FEWEST GOALS AGAINST, SERIES

4 1996 vs Florida (4 games)

FEWEST GOALS AGAINST, GAME

0 20x (last: April 28, 2004 vs. San Jose)

MOST POWER PLAY GOALS

24 1996

MOST POWER PLAY GOALS, SERIES

12 1985 vs Hartford (6 games),
1997 vs Chicago (6 games)

MOST POWER PLAY GOALS, GAME

5 April 24, 1997 vs Chicago
April 14, 1987 vs Hartford

MOST PPG AGAINST

19 1999

MOST PPG AGAINST, SERIES

8 1985 vs Montreal (7 games),
1985 vs Philadelphia (6 games)

MOST PPG AGAINST, GAME

4 April 12, 1986 at Hartford

MOST SHORTHANDED GOALS

2 7x (last: 2006 - 9 games)

MOST SHORTHANDED GOALS, SERIES

2 5x (last: 2004 vs. Dallas)

MOST SHORTHANDED GOALS, GAME

2 April 28, 1993 at Montreal

MOST SHG AGAINST

4 2008, 1997

MOST SHG AGAINST, SERIES

3 1982 vs Montreal (5 games)

MOST SHG AGAINST, GAME

2 2x (last: 1999 vs San Jose)

SHOTS

MOST SHOTS

665 1996

MOST SHOTS, SERIES

218 1997 vs. Chicago

MOST SHOTS, GAME

57 May 8, 1996 vs Chicago

MOST SHOTS, PERIOD

21 May 21, 2000 vs. Dallas (2nd)

MOST SHOTS AGAINST

657 1999

MOST SHOTS AGAINST, SERIES

242 1999 vs Dallas (7 games)

RECORDS

RECORDS



PLAYOFF RECORD BOOK



SHOTS (cont.)

MOST SHOTS AGAINST, GAME

63 June 10, 1996 at Florida

MOST SHOTS AGAINST, PERIOD

22 April 26, 2008 at Detroit (2nd)

MOST SHOTS, BOTH TEAMS, GAME

119 June 10, 1996 at Florida (56-63)

FEWEST SHOTS

106 1983 (4 games)

FEWEST SHOTS, SERIES

73 1984 vs Buffalo (3 games)

FEWEST SHOTS, GAME

12 June 2, 2001 at New Jersey

FEWEST SHOTS, PERIOD

1 2x (last: May 24, 1999
at Dallas -- 3rd)

FEWEST SHOTS AGAINST, SERIES

83 1984 vs Buffalo (3 games)

FEWEST SHOTS AGAINST, GAME

15 3x (last: May 21, 2000 vs. Dallas)

FEWEST SHOTS AGAINST, PERIOD

1 April 22, 2002 at Los Angeles (3rd)

PENALTY MINUTES

MOST PENALTY MINUTES

535 1985

MOST PENALTY MINUTES, SERIES

294 1987 vs Hartford (6 games)

MOST PENALTY MINUTES, GAME

134 April 20, 1984 vs Montreal

MOST PIM AGAINST

561 1985

MOST PIM AGAINST, SERIES

317 1987 vs Hartford (6 games)

MOST PIM AGAINST, GAME

123 2x (last: April 20, 1984
vs Montreal)

MOST PIM BOTH TEAMS, SERIES

611 1987 (294-317, 6 games)

MOST PIM BOTH TEAMS, GAME

257 April 20, 1984 vs Montreal (134-123)

HAT TRICKS

MOST HAT TRICKS, PLAYOFF YEAR

3 1987
(P. Stastny, M. Goulet, J. Ogrudnick)

MOST HAT TRICKS, SERIES

3 1987 vs Hartford
(P. Stastny, M. Goulet, J. Ogrudnick)

MOST HAT TRICKS, GAME

1 9x (last: V. Kamensky, April 24,
1997 vs. Chi)

SHUTOUTS

MOST SHUTOUTS, PLAYOFF YEAR

4 2001 (23 games)

MOST SHUTOUTS, SERIES

2 2002 vs Los Angeles (7 games)
2001 vs. Los Angeles (7 games)
2001 vs. New Jersey (7 games)
1997 vs Chicago (6 games)

FASTEST GOALS

FASTEST GOAL FROM START OF GAME

0:29 W. Paiement, April 16, 1982 at Bos

FASTEST GOAL AGAINST FROM START OF GAME

0:07 Terry Murray, April 12, 1981 vs. Phi

FASTEST GOAL FROM START OF PERIOD

0:22 Dale Hunter, April 13, 1982 at Mtl

FASTEST GOAL AGAINST FROM START OF PERIOD

0:07 Terry Murray, April 12, 1981 vs. Phi

FASTEST TWO GOALS, ONE PLAYER

1:12 Dale Hunter, April 10, 1982 vs Mtl

FASTEST TWO GOALS AGAINST, PLAYER

1:04 Jere Lehtinen, April 24, 2006 at Dal

FASTEST THREE GOALS, ONE PLAYER

10:54 Peter Forsberg, June 6, 1996 vs Fla

FASTEST THREE GOALS AGAINST, PLAYER

12:37 D. Andreychuk, April 14, 1985 at Buf

POINTS

MOST POINTS, CAREER

188 Joe Sakic

MOST POINTS, PLAYOFF YEAR

34 Joe Sakic, 1996

MOST POINTS, SERIES

12 Peter Stastny, 1982 vs Bos (7 games)
Joe Sakic 1997 vs. Chi (6 games)
Joe Sakic 1999 vs. SJ (6 games)

MOST POINTS, GAME

5 P. Forsberg, April 24, 1998 vs. Edm
(2g/3a)
R. Siltanen, April 14, 1987 at
Hartford (5a)

GOALS

MOST GOALS, CAREER

84 Joe Sakic

MOST GOALS, PLAYOFF YEAR

18 Joe Sakic, 1996

MOST GOALS, SERIES

7 J. Sakic, 1996 vs. Vancouver (6 gm)
R. Cloutier, 1982 vs. Boston (7 gm)

MOST GOALS, GAME

3 9x (last: V. Kamensky, April 24,
1997 vs Chi)

MOST GOALS - PERIOD

3 Peter Forsberg, June 6, 1996 vs. Fla

MOST POWER PLAY GOALS, CAREER

27 Joe Sakic

MOST PPG, PLAYOFF YEAR

7 Michel Goulet, 1985

MOST POWER PLAY GOALS, SERIES

4 Valeri Kamensky, 1997 vs. Chicago

MOST POWER PLAY GOALS, GAME

3 V. Kamensky, April 24, 1997 vs. Chi

MOST GAME-WINNING GOALS, CAREER

19 Joe Sakic

MOST GAME-WINNING GOALS,
PLAYOFF YEAR

6 Joe Sakic, 1996



FRANCHISE PLAYOFF RECORDS

GOALS (cont.)

MOST GAME-WINNING GOALS, SERIES

- 3 Peter Forsberg, 2002 vs. San Jose
Peter Forsberg, 2000 vs. Detroit

MOST OVERTIME GOALS, CAREER

- 8 Joe Sakic

MOST OVERTIME GOALS, PLAYOFF YEAR

- 2 Joe Sakic, 2004
Peter Forsberg, 2002
Milan Hejduk, 1999
Joe Sakic, 1996
Peter Stastny, 1985

MOST OVERTIME GOALS, SERIES

- 2 Joe Sakic, 2004 vs. San Jose
Milan Hejduk, 1999 vs. San Jose

ASSISTS

MOST ASSISTS, CAREER

- 104 Joe Sakic

MOST ASSISTS, PLAYOFF YEAR

- 19 Peter Stastny, 1985

MOST ASSISTS, SERIES

- 10 Peter Stastny, 1985 vs. Buffalo (5 gm)

MOST ASSISTS, GAME

- 5 Risto Siltanen, April 14, 1987 at Hart.

SHOTS

MOST SHOTS-ON-GOAL, YEAR

- 98 Joe Sakic, 1996

MOST SHOTS-ON-GOAL, SERIES

- 34 Joe Sakic, 1996 vs Vancouver

MOST SHOTS-ON-GOAL, GAME

- 11 C. Lemieux, May 9, 1997 at Edm
C. Lemieux, May 8, 1996 at Chicago

PENALTY MINUTES

MOST PENALTY MINUTES, CAREER

- 357 Dale Hunter

MOST PENALTY MINUTES, YEAR

- 99 Basil McRae, 1987

MOST PENALTY MINUTES, SERIES

- 50 B. McRae, 1987 vs. Hartford (6 gm)

MOST PENALTY MINUTES, GAME

- 31 Kim Clackson, April 8, 1981 at Phi

SHUTOUTS

MOST SHUTOUTS, CAREER

- 18 Patrick Roy

MOST SHUTOUTS, PLAYOFF YEAR

- 4 Patrick Roy, 2001

MOST SHUTOUTS, SERIES

- 2 Patrick Roy, 2002 vs. SJ
(7 games)
Patrick Roy, 2001 vs. NJ
(7 games)
Patrick Roy, 2001 vs. LA
(7 games)
Patrick Roy, 2000 vs. Dal
(7 games)
Patrick Roy, 1997 vs Chi
(6 games)

SAVES

MOST SAVES, PLAYOFF YEAR

- 598 Patrick Roy, 1999
Patrick Roy, 1996

MOST SAVES, SERIES

- 219 Patrick Roy, 1999 vs. Detroit

MOST SAVES, GAME

- 63 Patrick Roy, June 10, 1996 at Fla

MOST SAVES, GAME (REGULATION ONLY)

- 44 Patrick Roy, May 11, 1999 at Detroit

MOST SAVES, PERIOD

- 21 P. Roy, May 4, 1997 vs. Edm (3rd)



Brett Clark scored a goal in his first NHL playoff game, April 22, 2006 at Dallas



GAMES PLAYED

Joe Sakic	172
Adam Foote	164
Peter Forsberg	140
Stephane Yelle	111
Milan Hejduk	109
Jon Klemm	94
Adam Deadmarsh	88
Dale Hunter	86
Alex Tanguay	83
Sandis Ozolinsh	82

GOALS

Joe Sakic	84
Peter Forsberg	58
Michel Goulet	34
Milan Hejduk	33
Chris Drury	26
Valeri Kamensky	25
Claude Lemieux	24
Peter Stastny	24
Adam Deadmarsh	22
Anton Stastny	20

ASSISTS

Joe Sakic	104
Peter Forsberg	101
Peter Stastny	57
Sandis Ozolinsh	47
Milan Hejduk	42
Valeri Kamensky	35
Adam Deadmarsh	34
Adam Foote	34
Anton Stastny	32
Alex Tanguay	32

POINTS

Joe Sakic	188
Peter Forsberg	159
Peter Stastny	81
Milan Hejduk	75
Sandis Ozolinsh	65
Michel Goulet	64
Valeri Kamensky	60
Adam Deadmarsh	56
Claude Lemieux	55
Anton Stastny	52

PENALTY MINUTES

Dale Hunter	357
Adam Foote	288
Paul Gillis	154
Peter Forsberg	145
Randy Moller	140
Basil McRae	133
Claude Lemieux	121
Wilf Paiement	114
Michel Goulet	98

POWER-PLAY GOALS

Joe Sakic	27
Peter Forsberg	15
Michel Goulet	14
Milan Hejduk	14
Peter Stastny	11
Valeri Kamensky	10
Sandis Ozolinsh	10
Claude Lemieux	9
Adam Deadmarsh	7
Anton Stastny	7

SHORT-HANDED GOALS

Joe Sakic	4
Brent Ashton	2
Peter Forsberg	2
Michel Goulet	2
Andre Savard	2
Dale Hunter	2

GAME-WINNING GOALS

Joe Sakic	19
Peter Forsberg	12
Chris Drury	11
Alex Tanguay	6
Milan Hejduk	5
Dale Hunter	5
Valeri Kamensky	5
Claude Lemieux	5
Sandis Ozolinsh	4
Peter Stastny	4

OVERTIME GOALS

Joe Sakic	8
Chris Drury	3
Peter Forsberg	3
Dale Hunter	3
Peter Stastny	3
Milan Hejduk	2

APPEARANCES

Patrick Roy	133
Dan Bouchard	30
Mario Gosselin	29
Jose Theodore	19
David Aebischer	13
Stephane Fiset	6
Ron Hextall	6
Clint Malarchuk	6
John Garrett	5

WINS

Patrick Roy	81
Mario Gosselin	16
Dan Bouchard	12
Jose Theodore	8
David Aebischer	6
John Garrett	3
Ron Hextall	2
Stephane Fiset	1
Jocelyn Thibault	1

MINUTES

Patrick Roy	8245
Dan Bouchard	1808
Mario Gosselin	1753
Jose Theodore	1087
David Aebischer	697
Ron Hextall	372
John Garrett	323
Clint Malarchuk	283
Stephane Fiset	233
Jocelyn Thibault	148

SHUTOUTS

Patrick Roy	18
David Aebischer	1
Dan Bouchard	1

GOALS-AGAINST AVERAGE

Minimum 10 Games

David Aebischer	2.07
Patrick Roy	2.18
Jose Theodore	3.09
Mario Gosselin	3.29
Dan Bouchard	3.32

SAVE PERCENTAGE

Minimum 10 Games

Patrick Roy	.922
David Aebischer	.922
Jose Theodore	.904
Mario Gosselin	.881
Dan Bouchard	.871



SINGLE SEASON PLAYOFF LEADERS

GAMES PLAYED

23	Rob Blake	2001
23	Greg deVries	2001
23	Chris Drury	2001
23	Adam Foote	2001
23	Milan Hejduk	2001
23	Dan Hinote	2001
23	Eric Messier	2001
23	Ville Nieminen	2001
23	Shjon Podein	2001
23	Martin Skoula	2001
23	Alex Tanguay	2001
23	Stephane Yelle	2001

GOALS

18	Joe Sakic	1996
13	Joe Sakic	2001
13	Claude Lemieux	1997
11	Chris Drury	2001
11	Michel Goulet	1985
10	Peter Forsberg	1996
10	Valeri Kamensky	1996
9	Peter Forsberg	2002
9	Joe Sakic	2002
9	Michel Goulet	1987
9	John Ogradnick	1987

ASSISTS

19	Peter Stastny	1985
18	Peter Forsberg	2002
17	Joe Sakic	1997
16	Milan Hejduk	2001
16	Peter Forsberg	1999
16	Joe Sakic	1996
15	Alex Tanguay	2001
14	Valeri Kamensky	1997
14	Sandis Ozolinsh	1996
14	Marian Stastny	1982

POINTS

34	Joe Sakic	1996
27	Peter Forsberg	2002
26	Joe Sakic	2001
25	Joe Sakic	1997
24	Peter Forsberg	1999
23	Milan Hejduk	2001
23	Claude Lemieux	1997
23	Peter Stastny	1985
22	Valeri Kamensky	1997
22	Valeri Kamensky	1996

PENALTY MINUTES

99	Basil McRae	1987
97	Dale Hunter	1985
73	Paul Gillis	1985
65	Paul Gillis	1987
62	Adam Foote	1997
58	Walf Paiement	1985
56	Dale Hunter	1987
55	Claude Lemieux	1996
53	Gord Donnelly	1987
52	Dale Hunter	1982

POWER-PLAY GOALS

7	Michel Goulet	1985
6	Joe Sakic	1996
5	Valeri Kamensky	1997
5	Joe Sakic	2001
4	S. Konowalchuk	2004
4	Joe Sakic	2002
4	Milan Hejduk	2001
4	Claude Lemieux	1997
4	Michel Goulet	1987
4	Peter Stastny	1982

SHORT-HANDED GOALS

2	Andre Savard	1984
2	Michel Goulet	1982
1	(16) Players Tied	

GAME-WINNING GOALS

6	Joe Sakic	1996
4	Peter Forsberg	2002
4	Peter Forsberg	2000
4	Chris Drury	1999
4	Claude Lemieux	1997
3	(3) Players Tied	

OVERTIME GOALS

2	Joe Sakic	2004
2	Peter Forsberg	2002
2	Milan Hejduk	1999
2	Joe Sakic	1996
2	Peter Stastny	1985

APPEARANCES

23	Patrick Roy	2001
22	Patrick Roy	1996
21	Patrick Roy	2002
19	Patrick Roy	1999
17	Patrick Roy	2000
17	Patrick Roy	1997
17	Mario Gosselin	1985
11	David Aebischer	2004
11	Mario Gosselin	1987
11	Dan Bouchard	1982

WJNS

16	Patrick Roy	2001
16	Patrick Roy	1996
11	Patrick Roy	2002
11	Patrick Roy	2000
11	Patrick Roy	1999
10	Patrick Roy	1997
9	Mario Gosselin	1985
7	Mario Gosselin	1987
6	David Aebischer	2004
5	Dan Bouchard	1984

MINUTES

1454	Patrick Roy	1996
1451	Patrick Roy	2001
1241	Patrick Roy	2002
1173	Patrick Roy	1999
1059	Mario Gosselin	1985
1039	Patrick Roy	2000
1034	Patrick Roy	1997
677	Dan Bouchard	1982
662	David Aebischer	2004
654	Mario Gosselin	1987

SHUTOUTS

4	Patrick Roy	2001
3	Patrick Roy	2002
3	Patrick Roy	2000
3	Patrick Roy	1997
3	Patrick Roy	1996
1	David Aebischer	2004
1	Patrick Roy	2003
1	Patrick Roy	1999
1	Dan Bouchard	1981

GOALS-AGAINST AVERAGE

Minimum 2 series or 10 Games

1.70	Patrick Roy	2001
1.79	Patrick Roy	2000
2.08	David Aebischer	2004
2.10	Patrick Roy	1996
2.21	Patrick Roy	1997
2.51	Patrick Roy	2002
2.66	Patrick Roy	1999
3.04	Jose Theodore	2006
3.06	Mario Gosselin	1985
3.15	Jose Theodore	2008

SAVE PERCENTAGE

Minimum 2 series or 10 Games

.934	Patrick Roy	2001
.932	Patrick Roy	1997
.928	Patrick Roy	2000
.922	David Aebischer	2004
.921	Patrick Roy	1996
.920	Patrick Roy	1999
.909	Patrick Roy	2002
.906	Jose Theodore	2008
.902	Jose Theodore	2006

ALL-TIME PLAYOFF SCORING LEADERS



PLAYOFF SCORING LEADERS

	PLAYER	GP	G	A	PTS	PIM	PP	SH	GW	OT
1	Joe Sakic	172	84	104	188	78	27	4	19	8
2	Peter Forsberg	140	58	101	159	145	15	2	12	3
3	Peter Stastny	64	24	57	81	96	11	1	4	3
4	Milan Hejduk	109	33	42	75	28	14	0	5	2
5	Sandis Ozolinsh	82	18	47	65	96	10	0	4	1
6	Michel Goulet	66	34	30	64	98	14	2	3	0
7	Valeri Kamensky	64	25	35	60	72	10	0	5	0
8	Adam Deadmarsh	88	22	34	56	94	7	0	2	0
9	Claude Lemieux	62	24	31	55	121	9	0	5	1
10	Anton Stastny	66	20	32	51	71	7	0	1	0
11	Chris Drury	80	26	24	50	22	4	0	11	3
	Alex Tanguay	83	18	32	50	28	6	0	6	1
13	Dale Hunter	86	17	29	46	357	2	2	5	3
14	Rob Blake	68	16	27	43	54	6	0	1	0
15	Adam Foote	164	7	34	41	288	2	0	1	0
16	Mike Ricci	51	9	24	33	51	3	0	2	0
17	Scott Young	51	14	18	32	26	2	1	2	1
18	Alain Cote	67	9	15	24	44	0	0	1	0
19	Will Paientment	45	13	10	23	114	1	0	1	1
20	Marian Stastny	29	5	17	22	7	1	0	1	0
	Stephane Yelle	111	5	17	22	54	1	1	1	1
22	Steven Reinprecht	50	10	10	20	10	0	0	2	0
23	Raymond Bourque	34	5	14	19	20	3	0	1	0
	Uwe Krupp	34	4	15	19	37	1	0	2	1
25	Greg de Vries	75	6	12	18	48	0	0	1	0
26	Andrew Brunette	19	8	9	17	10	4	0	1	1
	Theoren Fleury	18	5	12	17	20	2	0	0	0
	Mario Marois	45	2	15	17	68	0	0	0	0
	Jean-Francois Sauve	29	7	10	17	10	4	0	1	0
30	Paul Gillis	35	3	13	16	154	0	0	0	0
31	Dan Hinote	69	6	9	15	63	0	1	0	0
32	Alexei Gusarov	55	0	14	14	34	0	0	0	0
	Mike Keane	63	7	7	14	50	0	0	2	1
	Robert Picard	16	2	12	14	12	1	0	0	0
	Martin Skoula	68	1	13	14	18	0	0	0	0
36	Brent Ashton	21	8	5	13	22	1	2	1	0
	John Ogradnick	13	9	4	13	6	3	0	2	0
38	Reid Cloutier	23	7	5	12	20	1	0	0	0
	Jon Klemm	6	10	17	10	4	0	1	0	0
	Shjon Podein	59	8	4	12	34	0	0	2	0
41	Brad Maxwell	18	2	9	11	35	1	0	0	0
	Aaron Miller	60	3	8	11	34	0	0	0	0
	Randy Moller	48	5	6	11	138	2	0	1	0
	Risto Siltanen	16	1	10	11	10	1	0	0	0
45	Rene Corbet	29	5	5	10	31	1	0	1	0
	Ville Nieminen	23	4	6	10	20	3	0	0	0
47	Alain Lemieux	15	4	5	9	0	4	0	0	0
	John-Michael Liles	30	3	6	9	12	2	0	0	0
	Normand Rochefort	59	5	4	9	56	0	0	2	0
	Wojtek Wolski	15	3	6	9	4	1	0	1	0
51	Mark Kumpel	20	4	4	8	4	0	0	1	1
	Sylvain Lefebvre	71	0	8	8	55	0	0	0	0
	Eric Messier	72	3	5	8	22	0	0	0	0
	Dave Reid	35	1	7	8	6	0	0	0	0
55	Dave Fichette	19	2	5	7	36	1	0	1	0
	Jacques Richard	19	3	4	7	25	1	0	0	0
	Marc Tardif	22	2	5	7	20	0	0	0	0
	Patrick Roy (G)	133	0	7	7	20	0	0	0	0
59	Bob Bassen	5	2	4	6	0	0	0	0	0
	Jeff Brown	14	3	3	6	2	2	0	0	0
	Riku Hahl	34	2	4	6	4	0	0	0	0
	Keith Jones	13	3	3	6	17	1	0	0	0
	Jason Lafreniere	12	1	5	6	2	1	0	0	0
	Lane Lambert	13	2	4	6	30	0	0	0	0
	Claude Lapointe	11	2	4	6	16	0	0	0	0
	Curtis Leschyshyn	26	2	4	6	18	1	0	0	0
	Owen Nolan	11	3	3	6	8	0	0	0	0
	Pat Price	33	1	5	6	79	0	0	0	0
	Marek Svatos	11	1	5	6	2	0	0	1	1
70	Dave Andreychuk	17	3	2	5	18	2	0	0	0
	Tyler Amason	10	2	3	5	2	1	0	0	0
	Jim Dowd	9	2	3	5	20	0	1	0	0
	Steve Duchesne	6	0	5	5	6	0	0	0	0
	Eric Lacroix	24	1	4	5	25	0	0	0	0
	Basil McRae	22	4	1	5	133	0	0	1	0
	Ruslan Salei	10	1	4	5	4	1	0	0	0
	Chris Simon	23	2	3	5	56	0	0	1	0
	Ryan Smyth	8	2	3	5	2	1	0	0	0
79	Bruce Bell	16	2	2	4	21	1	0	0	0
	Bob Boughner	11	0	4	4	6	0	0	0	0
	Brett Clark	9	2	2	4	2	0	1	0	0
	Chris Dingman	16	0	4	4	14	0	0	0	0
	Steven Finn	23	0	4	4	39	0	0	0	0
	Pat Hickey	15	1	3	4	21	1	0	0	0
	Mike Hough	15	0	4	4	4	18	0	0	0
	Steve Konowalchuk	13	4	0	4	26	0	0	1	0
	Mats Sundin	6	3	1	4	6	1	0	0	0
	Blake Wesley	19	2	2	4	30	0	0	1	0
89	Wendel Clark	6	1	2	3	6	0	0	0	0
	Andre Dupont	21	0	3	3	26	0	0	0	0
	Robbie Ftorek	5	1	2	3	17	1	0	0	0
	Dale Hoganson	11	0	3	3	12	0	0	0	0
	Darius Kasperaitis	21	0	3	3	18	0	0	0	0
	Ian Lapierre	19	1	2	3	46	0	0	0	0
	Jordan Leopold	7	0	3	3	0	0	0	0	0

PLAYOFF RECORD BOOK



ALL-TIME PLAYOFF SCORING LEADERS

PLAYOFF SCORING LEADERS (continued)

	PLAYER	GP	G	A	PTS	PIM	PP	SH	GW	OT
	Derek Morris	7	0	3	3	6	0	0	0	0
	Andre Savard	9	3	0	3	2	0	2	1	0
	Teemu Selanne	10	0	3	3	2	0	0	1	0
	Karlis Skrastins	20	0	3	3	12	0	0	0	0
	Paul Stastny	9	2	1	3	6	0	0	1	0
	Craig Wolanin	17	2	1	3	16	0	0	0	0
102	Pierre Aubry	17	1	1	2	30	0	0	1	0
	Matthew Barnaby	11	0	2	2	27	0	0	0	0
	Bates Battaglia	7	0	2	2	4	0	0	0	0
	Bo Berglund	7	2	0	2	4	0	0	1	1
	Jeff Finger	5	0	2	2	4	0	0	0	0
	Mario Gosselin (G)	29	0	2	2	4	0	0	0	0
	Dave Hannan	13	0	2	2	2	0	0	0	0
	Andrei Kovalenko	10	1	1	2	4	0	0	0	0
	Antti Laaksonen	9	0	2	2	2	0	0	0	0
	Pierre Lacroix	8	0	2	2	10	0	0	0	0
	Brad Larsen	21	1	1	2	13	0	0	0	0
	Cody McLeod	10	1	1	2	26	0	0	0	0
	Andrei Nikolishin	11	0	2	2	4	0	0	0	0
	Martin Rucinsky	6	1	1	2	4	1	0	0	0
	Warren Rychel	30	1	1	2	61	0	0	0	0
	Louis Steigher	11	1	1	2	46	0	0	0	0
	Pierre Turgeon	5	0	2	2	6	0	0	0	0
	Brian Willisie	10	1	1	2	4	0	0	1	0
120	Peter Andersson	2	0	1	1	0	0	0	0	0
	Serge Aubin	22	0	1	1	10	0	0	0	0
	Daniel Bouchard (G)	1	0	1	1	30	0	0	0	0
	Patrice Brisebois	9	0	1	1	4	0	0	0	0
	Mike Eagles	7	1	0	1	12	0	0	0	0
	Tom Fitzgerald	7	0	1	1	20	0	0	0	0
	Ben Guite	10	1	0	1	14	0	1	0	0
	Scott Hannan	9	0	1	1	4	0	0	0	0
	Darby Hendrickson	6	1	0	1	2	0	0	0	0
	T.J. Hensick	2	0	1	1	0	0	0	0	0
	David Jones	10	0	1	1	6	0	0	0	0
	Paul Kariya	1	0	1	1	0	0	0	0	0
	Janne Laukkanen	6	1	0	1	0	0	0	0	0
	Cody McCormick	4	0	1	1	7	0	0	0	0
	Brett McLean	8	0	1	1	4	0	0	0	0
	Jeff Odgers	25	1	0	1	39	0	0	1	0
	Brad Richardson	9	1	0	1	6	0	0	0	0
	Kurt Sauer	22	1	0	1	12	0	0	0	0
	Gaston Therrien	8	0	1	1	4	0	0	0	0
	Ossi Vaananen	12	0	1	1	18	0	0	0	0
	Wally Weir	23	0	1	1	96	0	0	0	0
141	David Aebischer (G)	13	0	0	0	0	0	0	0	0
	Serge Bernier	1	0	0	0	0	0	0	0	0
	Craig Billington (G)	3	0	0	0	0	0	0	0	0
	Gino Cavallini	4	0	0	0	0	0	0	0	0
	Kim Clackson	5	0	0	0	33	0	0	0	0
	Richard David	1	0	0	0	0	0	0	0	0
	Gilbert Delorme	2	0	0	0	5	0	0	0	0
	Gord Donnelly	14	0	0	0	53	0	0	0	0
	Sheam Donovan	5	0	0	0	2	0	0	0	0
	Andre Dore	9	0	0	0	8	0	0	0	0
	Anders Eldebrink	1	0	0	0	0	0	0	0	0
	Bob Fitchner	3	0	0	0	10	0	0	0	0
	John Garrett (G)	5	0	0	0	0	0	0	0	0
	Jean-Marc Gaulin	1	0	0	0	0	0	0	0	0
	Chris Gratton	11	0	0	0	27	0	0	0	0
	Jean Hamel	9	0	0	0	18	0	0	0	0
	Jaroslav Hlinka	1	0	0	0	0	0	0	0	0
	Stephane Fiset (G)	6	0	0	0	0	0	0	0	0
	Ron Hexall (G)	5	0	0	0	0	0	0	0	0
	Bill Huard	1	0	0	0	0	0	0	0	0
	Kerry Huffman	3	0	0	0	0	0	0	0	0
	Terry Johnson	2	0	0	0	0	0	0	0	0
	Dave Karpa	3	0	0	0	0	0	0	0	0
	Jari Kurri	4	0	0	0	0	0	0	0	0
	Rick Lapointe	3	0	0	0	3	0	0	0	0
	Paul MacDermid	3	0	0	0	2	0	0	0	0
	Clint Malarchuk (G)	7	0	0	0	15	0	0	0	0
	Greg Malone	2	0	0	0	0	0	0	0	0
	Jimmy Mann	18	0	0	0	82	0	0	0	0
	Bryan Marchment	7	0	0	0	4	0	0	0	0
	Brad May	3	0	0	0	0	0	0	0	0
	Chris McAllister	1	0	0	0	0	0	0	0	0
	Tony McKegney	7	0	0	0	0	0	0	0	0
	Bryan Muir	24	0	0	0	2	0	0	0	0
	Troy Murray	8	0	0	0	19	0	0	0	0
	Lee Norwood	3	0	0	0	2	0	0	0	0
	John Paddock	2	0	0	0	0	0	0	0	0
	Scott Parker	5	0	0	0	4	0	0	0	0
	Steve Patrick	3	0	0	0	6	0	0	0	0
	Scott Pearson	3	0	0	0	0	0	0	0	0
	Michel Plasse (G)	1	0	0	0	0	0	0	0	0
	Yves Sarault	5	0	0	0	2	0	0	0	0
	Brent Savynyn	8	0	0	0	17	0	0	0	0
	Jeff Shantz	6	0	0	0	4	0	0	0	0
	Wyatt Smith	1	0	0	0	0	0	0	0	0
	Garth Snow (G)	1	0	0	0	0	0	0	0	0
	Trevor Stienburg	1	0	0	0	0	0	0	0	0
	Jose Theodore (G)	19	0	0	0	0	0	0	0	0
	Jocelyn Thibault (G)	3	0	0	0	0	0	0	0	0
	Pascal Trepanier	2	0	0	0	0	0	0	0	0
	Radim Vrbata	9	0	0	0	0	0	0	0	0
192	John Wensink	3	0	0	0	0	0	0	0	0



YEAR-BY-YEAR PLAYOFF RESULTS



1981

PRELIMINARY ROUND

4/8 @PHILADELPHIA	4-6	L
4/9 @PHILADELPHIA	5-8	L
4/11 PHILADELPHIA	2-0	W
4/12 PHILADELPHIA	4-3	W
4/14 @PHILADELPHIA	2-5	L

PHILADELPHIA WON BEST-OF-FIVE SERIES 3-2

1982

DIVISION SEMIFINALS

4/7 @MONTREAL	1-5	L
4/8 @MONTREAL	3-2	W
4/10 MONTREAL	2-1	W
4/11 MONTREAL	2-6	L
4/13 @MONTREAL	3-2*	W

QUEBEC WON BEST-OF-FIVE SERIES 3-2

DIVISION FINALS

4/15 @BOSTON	3-4	L
4/16 @BOSTON	4-8	L
4/18 BOSTON	3-2*	W
4/19 BOSTON	7-2	W
4/21 @BOSTON	4-3	W
4/23 BOSTON	5-6*	L
4/25 @BOSTON	2-1	W

QUEBEC WON BEST-OF-SEVEN SERIES 4-3

WALES CONFERENCE FINALS

4/27 @NY ISLANDERS	1-4	L
4/29 @NY ISLANDERS	2-5	L
5/1 NY ISLANDERS	4-5*	L
5/4 NY ISLANDERS	2-4	L

NEW YORK WON BEST-OF-SEVEN SERIES 4-0

1983

DIVISION SEMIFINALS

4/5 @BOSTON	3-4*	L
4/7 @BOSTON	2-4	L
4/9 BOSTON	2-1	W
4/10 BOSTON	1-2	L

BOSTON WON BEST-OF-FIVE SERIES 3-1

1984

DIVISION SEMIFINALS

4/4 @BUFFALO	3-2	W
4/5 @BUFFALO	6-2	W
4/7 BUFFALO	4-1	W

QUEBEC WON BEST-OF-FIVE SERIES 3-0

DIVISION FINALS

4/12 MONTREAL	4-2	W
4/13 MONTREAL	1-4	L
4/15 @MONTREAL	1-2	L
4/16 @MONTREAL	4-3	W
4/18 MONTREAL	0-4	L
4/20 @MONTREAL	3-5	L

MONTREAL WON BEST-OF-SEVEN SERIES 4-2

1985

DIVISION SEMIFINALS

4/10 BUFFALO	5-2	W
4/11 BUFFALO	3-2	W
4/13 @BUFFALO	4-6	L
4/14 @BUFFALO	4-7	L
4/16 BUFFALO	6-5	W

QUEBEC WON BEST-OF-FIVE SERIES 3-2

DIVISION FINALS

4/18 @MONTREAL	2-1*	W
4/21 @MONTREAL	6-4	L
4/23 MONTREAL	7-6*	W
4/25 MONTREAL	1-3	L
4/27 @MONTREAL	5-1	W
4/30 MONTREAL	2-5	L
5/2 @MONTREAL	3-2*	W

QUEBEC WON BEST-OF-SEVEN SERIES 4-3

WALES CONFERENCE FINALS

5/5 PHILADELPHIA	2-1*	W
5/7 PHILADELPHIA	2-4	L
5/9 @PHILADELPHIA	2-4	L
5/12 @PHILADELPHIA	5-3	W
5/14 PHILADELPHIA	1-2	L
5/16 @PHILADELPHIA	0-3	L

PHILADELPHIA WON BEST-OF-SEVEN 4-2

1986

DIVISION SEMIFINALS

4/9 HARTFORD	2-3*	L
4/10 HARTFORD	1-4	L
4/12 @HARTFORD	4-9	L

HARTFORD WON BEST-OF-FIVE SERIES 3-0

1987

DIVISION SEMIFINALS

4/8 @HARTFORD	2-3	L
4/9 @HARTFORD	4-5	L
4/11 HARTFORD	5-1	W
4/12 HARTFORD	4-1	W
4/14 @HARTFORD	7-5	W
4/16 HARTFORD	5-4*	W

QUEBEC WON BEST-OF-SEVEN SERIES 4-2

DIVISION FINALS

4/20 @MONTREAL	7-5	W
4/22 @MONTREAL	2-1	W
4/24 MONTREAL	2-7	L
4/26 MONTREAL	2-3*	L
4/28 @MONTREAL	2-3	L
4/30 MONTREAL	3-2	W
5/2 @MONTREAL	3-5	L

MONTREAL WON BEST-OF-SEVEN SERIES 4-3

1993

DIVISION SEMIFINALS

4/18 MONTREAL	3-2*	W
4/20 MONTREAL	4-1	W
4/22 @MONTREAL	1-2	L
4/24 @MONTREAL	2-3	L
4/26 MONTREAL	4-5*	L
4/28 @MONTREAL	2-6	L

MONTREAL WON BEST-OF-SEVEN SERIES 4-2

1995

CONFERENCE QUARTERFINALS

5/6 NY RANGERS	5-4	W
5/8 NY RANGERS	3-8	L
5/10 @NY RANGERS	3-4	L
5/12 @NY RANGERS	2-3	L
5/14 NY RANGERS	4-2	W
5/16 @NY RANGERS	2-4	L

NEW YORK WON BEST-OF-SEVEN SERIES 4-2

CONFERENCE QUARTERFINALS

4/16 VANCOUVER	5-2	W
4/18 VANCOUVER	4-5	L
4/20 @VANCOUVER	4-0	W
4/22 @VANCOUVER	3-4	L
4/25 VANCOUVER	5-4*	W
4/27 @VANCOUVER	3-2	W

COLORADO WON BEST-OF-SEVEN SERIES 4-2

CONFERENCE SEMIFINALS

5/2 CHICAGO	2-3*	L
5/4 CHICAGO	5-1	W
5/6 @CHICAGO	3-4*	L
5/8 @CHICAGO	3-2*	W
5/11 CHICAGO	4-1	W
5/13 @CHICAGO	4-3*	W

COLORADO WON BEST-OF-SEVEN SERIES 4-2

WESTERN CONFERENCE FINALS

5/19 @DETROIT	3-2*	W
5/21 @DETROIT	3-0	W
5/23 DETROIT	4-6	L
5/25 DETROIT	4-2	W
5/27 @DETROIT	2-5	L
5/29 DETROIT	4-1	W

COLORADO WON BEST-OF-SEVEN SERIES 4-2

STANLEY CUP CHAMPIONSHIP

6/4 FLORIDA	3-1	W
6/6 FLORIDA	8-1	W
6/8 @FLORIDA	3-2	W
6/10 @FLORIDA	1-0*	W

COLORADO WON BEST-OF-SEVEN SERIES 4-0

1997

CONFERENCE QUARTERFINALS

4/16 CHICAGO	6-0	W
4/18 CHICAGO	3-1	W
4/20 @CHICAGO	3-4*	L
4/22 @CHICAGO	3-6	L
4/24 CHICAGO	7-0	W
4/26 @CHICAGO	6-3	W

COLORADO WON BEST-OF-SEVEN SERIES 4-2

CONFERENCE SEMIFINALS

5/2 EDMONTON	5-1	W
5/4 EDMONTON	4-1	W
5/7 @EDMONTON	3-4	L
5/9 @EDMONTON	3-2*	W
5/11 EDMONTON	4-3	W

COLORADO WON BEST-OF-SEVEN SERIES 4-1

WESTERN CONFERENCE FINALS

5/15 DETROIT	2-1	W
5/17 DETROIT	2-4	L
5/19 @DETROIT	1-2	L
5/22 @DETROIT	0-6	L
5/24 DETROIT	6-0	W
5/26 @DETROIT	1-3	L

DETROIT WON BEST-OF-SEVEN SERIES 4-2

1998

CONFERENCE QUARTERFINALS

4/22 EDMONTON	2-3	L
4/24 EDMONTON	5-2	W
4/26 @EDMONTON	5-4*	W
4/28 @EDMONTON	3-1	W
4/30 EDMONTON	1-3	L
5/2 @EDMONTON	0-2	L
5/4 EDMONTON	0-4	L

EDMONTON WON BEST-OF-SEVEN SERIES 4-3

1999

CONFERENCE QUARTERFINALS

4/24 @SAN JOSE	3-1	W
4/26 @SAN JOSE	2-1*	W
4/28 SAN JOSE	2-4	L
4/30 SAN JOSE	3-7	L
5/1 SAN JOSE	6-2	W
5/3 @SAN JOSE	3-2*	W

COLORADO WON BEST-OF-SEVEN SERIES 4-2

CONFERENCE SEMIFINALS

5/7 DETROIT	2-3*	L
5/9 DETROIT	0-4	L
5/11 @DETROIT	5-3	W
5/13 @DETROIT	6-2	W
5/16 DETROIT	3-0	W
5/18 @DETROIT	5-2	W

COLORADO WON BEST-OF-SEVEN SERIES 4-2

WESTERN CONFERENCE FINALS

5/22 @DALLAS	2-1	W
5/24 @DALLAS	2-4	L
5/26 DALLAS	0-3	L
5/28 DALLAS	3-2*	W
5/30 @DALLAS	7-5	W
6/1 DALLAS	1-4	L
6/3 @DALLAS	1-4	L

DALLAS WON BEST-OF-SEVEN SERIES 4-3



YEAR-BY-YEAR PLAYOFF RESULTS

2000

CONFERENCE QUARTERFINALS

4/13	PHOENIX	6-3	W
4/15	PHOENIX	3-1	W
4/17	@PHOENIX	4-2	W
4/19	@PHOENIX	2-3	L
4/21	PHOENIX	2-1	W

COLORADO WON BEST-OF-SEVEN SERIES 4-1

CONFERENCE SEMIFINALS

4/27	DETROIT	2-0	W
4/29	DETROIT	3-1	W
5/1	@DETROIT	1-3	L
5/3	@DETROIT	3-2*	W
5/5	DETROIT	4-2	W

COLORADO WON BEST-OF-SEVEN SERIES 4-1

WESTERN CONFERENCE FINALS

5/13	@DALLAS	2-0	W
5/15	@DALLAS	2-3	L
5/19	DALLAS	2-0	W
5/21	DALLAS	1-4	L
5/23	@DALLAS	2-3*	L
5/25	DALLAS	2-1	W
5/27	@DALLAS	2-3	L

DALLAS WON BEST-OF-SEVEN SERIES 4-3

2001

CONFERENCE QUARTERFINALS

4/12	VANCOUVER	5-4	W
4/14	VANCOUVER	2-1	W
4/16	@VANCOUVER	4-3*	W
4/18	@VANCOUVER	5-1	W

COLORADO WON BEST-OF-SEVEN SERIES 4-0

CONFERENCE SEMIFINALS

4/26	LOS ANGELES	3-4*	L
4/28	LOS ANGELES	2-0	W
4/30	@LOS ANGELES	4-3	W
5/2	@LOS ANGELES	3-0	W
5/4	LOS ANGELES	0-1	L
5/6	@LOS ANGELES	0-1*	L
5/9	LOS ANGELES	5-1	W

COLORADO WON BEST-OF-SEVEN SERIES 4-3

WESTERN CONFERENCE FINALS

5/12	ST. LOUIS	4-1	W
5/14	ST. LOUIS	4-2	W
5/16	@ST. LOUIS	3-4*	L
5/18	@ST. LOUIS	4-3*	W
5/21	ST. LOUIS	2-1*	W

COLORADO WON BEST-OF-SEVEN SERIES 4-1

STANLEY CUP CHAMPIONSHIP

5/26	NEW JERSEY	4-0	W
5/29	NEW JERSEY	1-2	L
5/31	@NEW JERSEY	3-1	W
6/2	@NEW JERSEY	2-3	L
6/4	NEW JERSEY	1-4	L
6/7	@NEW JERSEY	4-0	W
6/9	NEW JERSEY	3-1	W

COLORADO WON BEST-OF-SEVEN SERIES 4-3

2002

CONFERENCE QUARTERFINALS

4/18	LOS ANGELES	4-3	W
4/20	LOS ANGELES	5-3	W
4/22	@LOS ANGELES	1-3	L
4/23	@LOS ANGELES	1-0	W
4/25	LOS ANGELES	0-1*	L
4/27	@LOS ANGELES	1-3	L
4/29	LOS ANGELES	4-0	W

COLORADO WON BEST-OF-SEVEN SERIES 4-3

CONFERENCE SEMIFINALS

5/1	SAN JOSE	3-6	L
5/4	SAN JOSE	8-2	W
5/6	@SAN JOSE	4-6	L
5/8	@SAN JOSE	4-1	W
5/11	SAN JOSE	3-5	L
5/13	@SAN JOSE	2-1*	W
5/15	SAN JOSE	1-0	W

COLORADO WON BEST-OF-SEVEN SERIES 4-3

WESTERN CONFERENCE FINALS

5/18	@DETROIT	3-5	L
5/20	@DETROIT	4-3*	W
5/22	DETROIT	1-2*	L
5/25	DETROIT	3-2	W
5/27	@DETROIT	2-1*	W
5/29	DETROIT	0-2	L
5/31	@DETROIT	0-7	L

DETROIT WON BEST-OF-SEVEN SERIES 4-3

2003

CONFERENCE QUARTERFINALS

4/10	MINNESOTA	2-4	L
4/12	MINNESOTA	3-2	W
4/14	@MINNESOTA	3-0	W
4/16	@MINNESOTA	3-1	W
4/19	MINNESOTA	2-3	L
4/21	@MINNESOTA	2-3*	L
4/22	MINNESOTA	2-3*	L

MINNESOTA WON BEST-OF-SEVEN SERIES 4-3

2004

CONFERENCE QUARTERFINALS

4/7	DALLAS	3-1	W
4/9	DALLAS	5-2	W
4/12	@DALLAS	3-4*	L
4/14	@DALLAS	3-2*	W
4/17	DALLAS	5-1	W

COLORADO WON BEST-OF-SEVEN SERIES 4-1

CONFERENCE SEMIFINALS

4/22	@SAN JOSE	2-5	L
4/24	@SAN JOSE	1-4	L
4/26	SAN JOSE	0-1	L
4/28	SAN JOSE	1-0*	W
5/1	@SAN JOSE	2-1*	W
5/4	SAN JOSE	1-3	L

SAN JOSE WON BEST-OF-SEVEN SERIES 4-2

2006

CONFERENCE QUARTERFINALS

4/22	@DALLAS	5-2	W
4/24	@DALLAS	5-4*	W
4/26	DALLAS	4-3*	W
4/28	DALLAS	1-4	L
4/30	@DALLAS	3-2*	W

COLORADO WON BEST-OF-SEVEN SERIES 4-1

CONFERENCE SEMIFINALS

5/5	@ANAHEIM	0-5	L
5/7	@ANAHEIM	0-3	L
5/9	ANAHEIM	3-4*	L
5/11	ANAHEIM	1-4	L

ANAHEIM WON BEST-OF-SEVEN SERIES 4-0

2008

CONFERENCE QUARTERFINALS

4/9	@MINNESOTA	3-2*	W
4/11	@MINNESOTA	2-3*	L
4/14	MINNESOTA	2-3*	L
4/15	MINNESOTA	5-1	W
4/17	@MINNESOTA	3-2	W
4/19	MINNESOTA	2-1	W

COLORADO WON BEST-OF-SEVEN SERIES 4-2

CONFERENCE SEMIFINALS

4/24	@DETROIT	3-4	L
4/26	@DETROIT	1-5	L
4/29	DETROIT	3-4	L
5/1	DETROIT	2-8	L

DETROIT WON BEST-OF-SEVEN SERIES 4-0

*OVERTIME DECISION

"PLAYOFF TRENDS"

The Avalanche has played 43 total series in franchise history, winning 25 and losing 18.

When winning the first game of a playoff series	18-8
When losing the first game of a playoff series	7-10
When winning the first two games of a playoff series	14-2
When losing the first two games of a playoff series	3-7 (3-4 in best-of-seven)
When splitting the first two games of a playoff series	8-9
When winning the first three games of a playoff series	5-0 (4-0 in best-of-seven)
When losing the first three games of a playoff series	0-5 (0-4 in best-of-seven)
When winning two of the first three games of a playoff series	14-5
When losing two of the first three games of a playoff series	6-8
Final Game of a Series (Game Seven or Five)	8-7 (6-6 in Game Seven)



1996 STANLEY CUP CHAMPIONS



1996 COLORADO AVALANCHE

NAMES APPEARING ON THE STANLEY CUP:

Charlie Lyons, Pierre Lacroix, Marc Crawford,
Joel Quenneville, Jacques Cloutier, Francois
Giguere, Michel Goulet, Dave Draper, Jean
Martineau, Pat Kams, Matthew Sokolowski,
Rob McLean, Mike Kramer, Brock Gibbins, Skip
Allen, Paul Fuxter, Leo Yssakov

Rene Corbet, Adam Deadmarsh, Stephane Fiset,
Adam Foote, Peter Forstberg, Alexei Gusarov,
Dave Heman, Valeri Kamensky, Mike Keane,
Jon Klemm, Uwe Krupp, Sylvain Lefebvre,
Claude Lemieux, Curtis Leschyshyn, Troy
Murray, Sandis Ozolinsh, Mike Ricci, Patrick
Roy, Warren Rychel, Joe Sakic, Chris Simon,
Craig Wolanin, Stephane Yelle, Scott Young






2001 STANLEY CUP CHAMPIONS

2001 COLORADO AVALANCHE

NAMES APPEARING ON THE STANLEY CUP:

E. Stanley Kroenke, Pierre Lacroix, Bob Hartley, Jacques Cloutier, Bryan Trotter, Paul Fixter, Francois Giguere, Brian MacDonald, Michel Goulet, Jean Martineau, Pat Kams, Matthew Sokolowski, Wayne Flemming, Mark Miller, Dave Randolph, Paul Goldberg, Gregorio Pradera, Brad Smith, Jim Hammett, Garth Joy, Steve Lyons, Joni Lehto, Orval Tessier, Charlotte Grahame

David Aebischer, Rob Blake, Raymond Bourque, Greg de Vries, Chris Drury, Adam Foote, Peter Forsberg, Milan Hejduk, Dan Hinote, Jon Klemm, Eric Messier, Bryan Muir, Ville Nieminen, Scott Parker, Shjon Podan, Nolan Pratt, David Reid, Steven Reinprecht, Patrick Roy, Joe Sakic, Martin Skoula, Alex Tanguay, Stephane Yelle





AVALANCHE COMMUNICATIONS STAFF

JEAN MARTINEAU

Senior V.P. of Communications
& Business Operations
(303) 405-6005
jmartineau@pepsicenter.com

BRENDAN McNICHOLAS

Director of Media Services/Internet
(303) 405-6010
bmcnicholas@pepsicenter.com

CRAIG STANCHER

Manager of Media Relations/Website
(303) 405-6006
cstancher@pepsicenter.com

IMPORTANT PHONE NUMBERS

Pepsi Center: (303) 405-1100; PR Fax (Arena): (303) 893-0614; PR Fax (Practice Facility): (303) 405-6039; Press Box: (303) 575-1926

INTERVIEWS: Media requesting access to players or staff for interviews must contact Jean Martineau of the Avalanche Communications Department.

MEDIA AVAILABILITY ON THE ROAD: Avalanche players and coaching staff will be available to the media after practices, after morning skates and post-game. There will be no availability at the team hotel.

CREDENTIALS: Credential requests must go through the Avalanche Communications Department. Single-game credentials will be granted to NHL accredited media with a written request submitted no later than 24 hours prior to game time. Full-season credentials will be granted only to those representing NHL accredited media who cover the Avalanche on a regular daily basis. All credentials are issued at the sole discretion of the Colorado Avalanche Hockey Club. Freelance writers and photographers requesting credentials will only be considered if they have provided a written verification of assignment. Credentials requested for those representing internet websites will only be considered if that website is affiliated with an accredited print, radio or television media outlet. In addition, the Avalanche does not credential "bloggers" unless they are affiliated with a traditional media outlet and does not credential online-only radio stations. Please fax written requests to the Colorado Avalanche Communications Office at (303) 893-0614 or e-mail to bmcnicholas@pepsicenter.com. Single game credentials may be picked up at the Media Will Call, located just inside the Media Entrance.

MEDIA ENTRANCE: Members of the working media enter Pepsi Center through the media entrance located to the south (left) of the loading dock accessible through the valet parking lot. To the right of the media will call table is the hallway leading to the press room and dark rooms (left side of the hallway), the press dining room (left side of the hallway) and the media elevators (right side of hallway).

PRESS ROOM: The working media room is located at ice level adjacent to the press dining room. Access to the working media room is reserved for those members of the media filing reports for daily newspapers or news outlets. The Avalanche will rely on members to maintain a courteous, professional atmosphere in the working media room. No smoking is allowed in working media areas at any time. Adjacent to the working media room is a radio workroom for use by members of the media using audio tape or recording equipment. Please use this room for filing audio reports or submitting sound bites.

PRESS SEATING: Press seating at Pepsi Center is assigned and is located on press level (level P).

PRESS DINING ROOM: The media dining area is located on the left side of the hallway leading from the media entrance in the loading dock on the north side of Pepsi Center. Food and beverages will be available to the working media beginning two hours prior to game time.

PHOTOGRAPHERS: Only those photographers on assignment will be allowed access to designated photography locations at rink level and in overhead positions. Spaces are reserved for local dailies, wire service photographers and visiting team photographers or photographers representing national media. Photography positions will be assigned by the Avalanche Communications Department. Photographers should check for location assignments in the press room before the game. Because of limited photography locations, it is not possible to accommodate freelance photographers. Photographers who are not assigned to ice-level positions may not shoot or stand in these areas.

DRESSING ROOMS: The dressing rooms will be open after the game to working media. The officials' dressing room is off limits to the media each game.

WIRELESS INTERNET: Wireless internet is available in the press box and media work room. Access passwords will be posted in the media room and in the game notes.

AVALANCHE PRACTICE FACILITY: During non-game days, the Avalanche practice at the South Suburban Family Sports Center, located in southeast Denver near the intersection of Arapahoe Road and Peoria Road (6901 South Peoria Street, Englewood, CO 80112)...From Denver International Airport take I-70 West to I-225 South...I-225 to I-25 South...exit Arapahoe Road and go left...travel for two miles to Peoria...make a right onto Peoria...facility is two blocks on the right...media may enter through the main entrance on the south end of the facility.



MISCELLANEOUS





Altitude

Seen in more than 3 million homes in a 10 state territory, Altitude is the television home of the Colorado Avalanche, Denver Nuggets, Colorado Mammoth, Colorado Rapids, Colorado Eagles, the Big Sky Conference, the Rocky Mountain Athletic Conference, ESPN Syndication (including Big 12 Conference and

Western Athletic Conference events), as well as other local and regional sports, entertainment and public service programming. A full list of Altitude programming and other information can be found at www.altitude.tv.



MICHAEL HAYNES
TELEVISION PLAY-BY-PLAY
ANNOUNCER



PETER MCNAB
TELEVISION COLOR ANALYST



MARC MOSER
RADIO PLAY-BY-PLAY
ANNOUNCER

Mile High AM 1510 SPORTS RADIO

ALTITUDE RADIO NETWORK

AM 1510 Mile High Sports Radio will continue as the flagship radio station for the Colorado Avalanche in 2009-10, reaching a two-year agreement with Kroenke Sports Enterprises and Altitude Sports & Entertainment on July 20, 2009. AM 1510 Mile High Sports Radio is also the local home of the Denver Nuggets, Colorado Mammoth, Denver Pioneers and Air Force Falcons for hockey and basketball, of the Mountain West Conference, for select NFL broadcasts, and for select NCAA Football broadcasts throughout the year. For more information on Mile High Sports and for daily radio show lineups and information, please visit their website, www.milehighsports.com.

A full list of the Altitude Radio Network's 2009-10 affiliates can be found at www.altitude.tv and www.coloradoavalanche.com

ALTITUDE EXECUTIVES

Jim Martin	President & Chief Executive Officer
Matt Hutchings	Executive Vice President & Chief Operating Officer
Bruce Glazer	Executive Vice President & Chief Financial Officer
Tom Philand	Sr. Vice President – Advertising Sales & Marketing
Shelly Harper	Sr. Vice President – Programming & Production
Phillip Mallios	Sr. Vice President – Affiliate Sales & Marketing
David Zur	Sr. Vice President – Operations & Engineering
Ben Boylan	Vice President and General Sales Manager – Advertising Sales
Doug Menzies	Senior Producer/ Director – Avalanche
Scott Bay	Senior Producer/ Director – Nuggets
Wright Hugus	Producer/Director – Mammoth
Robby Gabrielli	Producer - Rapids
Billi Henderson	Vice President – Altitude Video Services & Sr. Director of KSE Broadcast Services
Jason Kosmicki	Executive Producer, Altitude Radio Network



KSE

Kroenke Sports Enterprises

MEMORIES ARE PLAYED HERE.

Kroenke Sports Enterprises is committed to providing world class sports and entertainment for both live and broadcast audiences.

We will welcome fans into our venues as family, providing respect and care from the purchase of a ticket, to the drive home.

We will celebrate the best in sport and entertainment by recognizing the diversity and human spirit around us, and by working within our community to improve the lives of all those within the community.



PAUL ANDREWS
EXECUTIVE VICE PRESIDENT



DOUG ACKERMAN
SENIOR VICE PRESIDENT, VENUES



MIKE BENSON
SENIOR VICE PRESIDENT,
BUSINESS AFFAIRS AND
TREASURER



DEB DOWLING-CANINO
VICE PRESIDENT, COMMUNITY RELATIONS
AND FAN DEVELOPMENT



STEPHEN STIENEKER
VICE PRESIDENT, GENERAL
COUNSEL



DAVE JOLETTE
VICE PRESIDENT,
VENUE OPERATIONS



MIKE KUROWSKI
VICE PRESIDENT, CORPORATE
SALES AND PARTNERSHIP
MARKETING



KURT J. SCHWARTZKOPF
CHIEF MARKETING OFFICER,
COLORADO AVALANCHE AND DENVER
NUGGETS



SHAWN STOKES
VICE PRESIDENT, VENUE
PROJECTS-KSE AND VICE
PRESIDENT, BUSINESS
DEVELOPMENT-OPERA SHOP, INC.

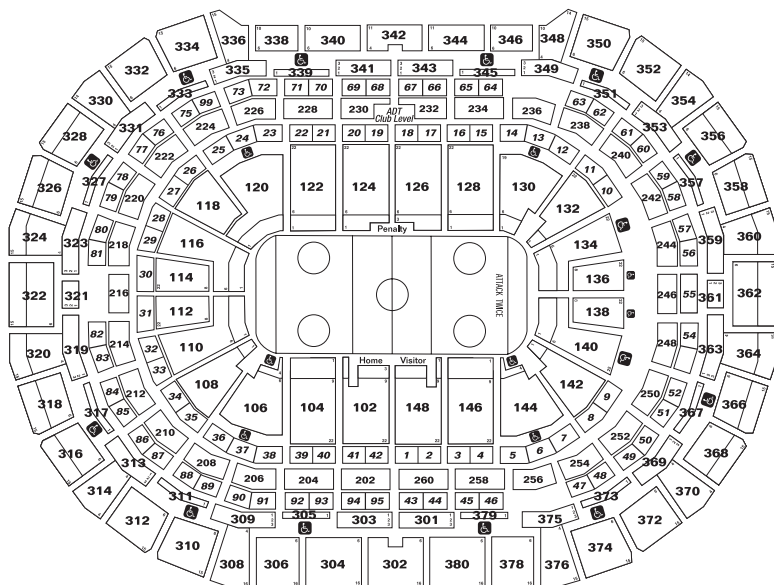


MARK WAGGONER
SENIOR VICE PRESIDENT,
SPORTS FINANCE



CHARLES R. WRIGHT
VICE PRESIDENT,
DSGP FINANCE





PLAY CLEAN

Eco-Friendly Entertainment

The Play Clean program is Pepsi Center's mission to provide "eco-friendly entertainment" to all of its visitors.

Pepsi Center, Colorado's largest indoor sports and entertainment venue, has become the first sports arena in the United States to claim "100 percent Green" status by purchasing enough renewable energy to offset all electricity used at the arena. It is also a member of the Environmental Protection Agency's Climate Leaders program, an industry-government partnership that works to inventory and reduce greenhouse gas emissions on a company-wide basis to develop comprehensive climate change strategies.

RECYCLING AND FAN INVOLVEMENT

Pepsi Center is the first major entertainment venue in Colorado to provide single-stream recycling of plastic cups, all bottles and clean paper products. The more

than 2 million fans that attend events at the venue are asked to dispose of recyclables in the Play Clean bins throughout the venue. An estimated 20,000 pounds of recyclable material will be recycled at Pepsi Center annually, enough to reduce carbon dioxide emissions by 193 metric tons and enough to power 23.2 American homes each year.

Fans also may use hybrid-only spaces in the arena's parking lots and the arena is promoting a voluntary "No Idling Zone" for cars in front of the building's box office.

PEPSI CENTER MODIFICATIONS

Outdoor water features, toilets and kitchen sprayers have been replaced to reduce water consumption and giant fans installed in the arena's ceiling are now redirecting airflows. High efficiency lighting is installed in the arena's bars and restaurants, mechanisms for recycling grease and cardboard have been installed, and 52 solar panels provide electricity directly to the arena's Blue Sky Grill.



AVALANCHE IN THE COMMUNITY

GIVING BACK TO OUR COMMUNITY

The Colorado Avalanche is committed to improving the lives of families and children in Colorado through a comprehensive program of education, health & fitness, community initiatives and special events. Our players, coaches and staff are active participants in the community, dedicating over 1,000 hours of their time off the ice to visiting schools,

hosting youth hockey clinics, lifting the spirits of young patients in the hospital and attending fundraising events that benefit Kroenke Sports Charities. Since arriving in Denver in 1995, the Colorado Avalanche Charity Fund has made donations in excess of \$12 million to local charities throughout Colorado.

OUR PROGRAMS

The Colorado Avalanche is proud to support a number of youth programs that focus on education, health & fitness and teamwork. Every year, players and coaches can be found in the classroom using hockey principles to get students excited about school. The team is also committed to helping children with health and athletic programs by having the players and coaches share their knowledge about fitness, nutrition and hockey skills. The education, health & fitness and athletic programs of the Colorado Avalanche include:

AV FOR A DAY
QUALITY TIME
READ TEAM

TEAM FIT
BREAK THE ICE

For more information on the Avalanche's community programs, visit www.coloradoavalanche.com

FAN DEVELOPMENT

- FULL STRENGTH GAME PROGRAM SALES**
- QUEBEC INTERNATIONAL PEE WEE TOURNAMENT**
- STREET AVALANCHE**
- AVALANCHE PLAYER CLINICS**
- AVALANCHE CARES**
- MINI MITES**
- HOBEY BAKER HIGH SCHOOL CHARACTER AWARD**

For more information on the Avalanche Fan Development programs, call 303.405.1117 or visit www.coloradoavalanche.com

COMMUNITY RELATIONS EVENTS

COLORADO AVALANCHE CHARITY GOLF CLASSIC
Tuesday, Sept. 29, 2009

THE CHILDREN'S HOSPITAL VISIT
Thursday, December 17, 2009

AVALANCHE CHARITY BRUNCH AND FASHION SHOW
Sunday, March 7, 2010

MILE HIGH DREAMS GALA
Friday, March 19, 2010

Proceeds from all special events benefit Kroenke Sports Charities, which supports education, health & fitness initiatives for children and families. For more information about events, contact 303.405.1166 or visit www.coloradoavalanche.com



The Children's Hospital Ambassador Kelsey Campagnola and John-Michael Liles at the 2009 Avalanche Charity Brunch hosted by the Avs Better Halves



2009-2010 AVALANCHE SCHEDULE



OCTOBER

*The Joe Sakic Retirement Ceremony starts at 6:45pm on Oct. 1. Puck drops at 8:00pm.

Sun	Mon	Tue	Wed	Thu	Fri	Sat
HOME PRESEASON GAMES Thu. Sept. 17 vs. Dallas Stars 7:00pm Sun. Sept. 20 vs. St. Louis Blues 7:00pm Wed. Sept. 23 vs. Los Angeles Kings 7:00pm						
				6:45* SJ	1 VAN	2 VAN
4	5	6	7 NSH	8 CHI	9 CHI	10 VAN
11 BOS	12 TOR	13 5:30	14 MTL	15 DET	16 DET	17
18	19	20 6:00	21 MIN	22 7:00	23 CAR	24 DET
25	26 7:30	27 CGY	28	29	30 SJ	31

DECEMBER

Sun	Mon	Tue	Wed	Thu	Fri	Sat
		1 5:30	2 FLA	3 PIT	4	5 5:00
6 6:00	7 STL	8 7:00	9 MIN	10 7:00	11 TB	12
13 5:00	14 CGY	15 7:30	16 WAS	17	18	19 7:00
20 6:00	21 MIN	22 ANA	23	24	25 7:00	26 DAL
27	28	29	30 5:00	31 OTT	DET	

□ FAMILY NIGHTS
△ GAME DAY PROMOTIONS

FEBRUARY

Sun	Mon	Tue	Wed	Thu	Fri	Sat
	1 7:00	2 CBJ	3	4 6:00	5	6 8:00
7 7:30	8 STL	9 7:00	10 ATL	11 7:00	12 PHX	13 LA
14	15	16	17	18	19	20
21	22	23	24	25	26	27
28						

Altitude ALT = ALTITUDE SPORTS & ENTERTAINMENT
ALT 2 = VISIT ALTITUDE.TV FOR CHANNEL NUMBERS
Check local listings for channel location. Programming subject to change.
www.altitude.tv

APRIL

ALL ALTITUDE GAMES IN

Sun	Mon	Tue	Wed	Thu	Fri	Sat
				1 7:30	2 CGY	3
4 6:00	5 1:00	6 VAN	7 EDM	8 7:30	9 CHI	10
11 LA	12	13	14	15	16	17

WATCH "AVALANCHE ALL ACCESS" ON ALTITUDE EVERY MONDAY 6:00 P.M. AND 10:00 P.M.

ALL TIMES ARE MOUNTAIN AND ARE SUBJECT TO CHANGE.

NOVEMBER

Sun	Mon	Tue	Wed	Thu	Fri	Sat
1 8:00	2	3	4 7:00	5 7:00	6 CHI	7
8 5:00	9	10 6:30	11 CHI	12	13	14 8:00
15	16	17 7:30	18 CGY	19 7:00	20 EDM	21 VAN
22 7:00	23 PHI	24 7:30	25 NSH	26	27 12:00	28 7:00
29 5:30	30 TB					

JANUARY

FOR GIVEAWAY DATES AND ITEMS VISIT
COLORADOAVALANCHE.COM

Sun	Mon	Tue	Wed	Thu	Fri	Sat
					1 5:00	2 CBJ
3	4	5 7:00	6 NYI	7 CAR	8 5:00	9 BUF
10 8:00	11 CGY	12	13	14	15	16 1:00
17 7:00	18 EDM	19	20	21 7:00	22 NSH	23
24 5:00	25 DAL	26	27	28 7:00	29 DAL	30
31 9:1						

MARCH

Mile High Sports Center AM 1510

Sun	Mon	Tue	Wed	Thu	Fri	Sat
	1 7:00	2 DET	3 ANA	4 PHX	5	6 7:00
7	8	9 7:00	10 VAN	11 7:00	12	13 STL
14	15 6:00	16 DAL	17 STL	18 CGY	19	20
21 6:00	22 ANA	23 LA	24 LA	25	26	27 PHX
28 6:00	29 SJ	30	31 ANA	HOME	GAMES	AWAY

TO PURCHASE AVS TICKETS



IN PERSON:
PEPSI CENTER BOX OFFICE
10:00am - 6:00pm, Monday-Friday
10:00am - 3:00pm, Saturday

IN PERSON:
DICK'S SPORTING GOODS
Kiosks at all Dick's Sporting Goods retail locations.

ONLINE: www.TicketHorse.com
ON THE PHONE: 1.866.461.6556



YOUR TELEVISION HOME OF THE COLORADO AVALANCHE.

*Televising 78 games throughout the regular
season, pre and post game shows for every game
and a replay of every game.*

*No one gets you closer to the Avalanche than
Altitude Sports & Entertainment.*



satellite television

**AVAILABLE ON
CHANNEL 681**



cable television

**AVAILABLE ON
CHANNEL 25**



satellite television

**AVAILABLE ON
CHANNEL 410**



Peter McNab



Mike Haynes

Watch the Avalanche weekly show "Avalanche All Access" every Monday at 6:00pm.

www.altitude.tv

Check your local listings with cable or satellite provider.

Where community comes together, Community is Key.

At Key, we enjoy living and working in our community for the same reasons you do – the celebrated traditions, the recreational opportunities and the company of others who share our dreams. We're proud to support so many programs that help to bring people together for the common good.



KeyBank is proud to be the official banking sponsor of the Colorado Avalanche.



key.com/community